



Cisco BTS 10200 Softswitch Command Line Interface Reference

Software Releases 4.1, 4.2, 4.4.0, 4.4.1, 4.5 and 4.5.1
Updated July 24, 2009

Americas Headquarters
Cisco Systems, Inc.
170 West Tasman Drive
San Jose, CA 95134-1706
USA
<http://www.cisco.com>
Tel: 408 526-4000
800 553-NETS (6387)
Fax: 408 527-0883

Text Part Number: OL-3743-42

THE SPECIFICATIONS AND INFORMATION REGARDING THE PRODUCTS IN THIS MANUAL ARE SUBJECT TO CHANGE WITHOUT NOTICE. ALL STATEMENTS, INFORMATION, AND RECOMMENDATIONS IN THIS MANUAL ARE BELIEVED TO BE ACCURATE BUT ARE PRESENTED WITHOUT WARRANTY OF ANY KIND, EXPRESS OR IMPLIED. USERS MUST TAKE FULL RESPONSIBILITY FOR THEIR APPLICATION OF ANY PRODUCTS.

THE SOFTWARE LICENSE AND LIMITED WARRANTY FOR THE ACCOMPANYING PRODUCT ARE SET FORTH IN THE INFORMATION PACKET THAT SHIPPED WITH THE PRODUCT AND ARE INCORPORATED HEREIN BY THIS REFERENCE. IF YOU ARE UNABLE TO LOCATE THE SOFTWARE LICENSE OR LIMITED WARRANTY, CONTACT YOUR CISCO REPRESENTATIVE FOR A COPY.

The Cisco implementation of TCP header compression is an adaptation of a program developed by the University of California, Berkeley (UCB) as part of UCB's public domain version of the UNIX operating system. All rights reserved. Copyright © 1981, Regents of the University of California.

NOTWITHSTANDING ANY OTHER WARRANTY HEREIN, ALL DOCUMENT FILES AND SOFTWARE OF THESE SUPPLIERS ARE PROVIDED "AS IS" WITH ALL FAULTS. CISCO AND THE ABOVE-NAMED SUPPLIERS DISCLAIM ALL WARRANTIES, EXPRESSED OR IMPLIED, INCLUDING, WITHOUT LIMITATION, THOSE OF MERCHANTABILITY, FITNESS FOR A PARTICULAR PURPOSE AND NONINFRINGEMENT OR ARISING FROM A COURSE OF DEALING, USAGE, OR TRADE PRACTICE.

IN NO EVENT SHALL CISCO OR ITS SUPPLIERS BE LIABLE FOR ANY INDIRECT, SPECIAL, CONSEQUENTIAL, OR INCIDENTAL DAMAGES, INCLUDING, WITHOUT LIMITATION, LOST PROFITS OR LOSS OR DAMAGE TO DATA ARISING OUT OF THE USE OR INABILITY TO USE THIS MANUAL, EVEN IF CISCO OR ITS SUPPLIERS HAVE BEEN ADVISED OF THE POSSIBILITY OF SUCH DAMAGES.

CCDE, CCENT, CCSI, Cisco Eos, Cisco HealthPresence, Cisco Ironport, the Cisco logo, Cisco Lumin, Cisco Nexus, Cisco Nurse Connect, Cisco Stackpower, Cisco StadiumVision, Cisco TelePresence, Cisco Unified Computing System, Cisco WebEx, DCE, Flip Channels, Flip for Good, Flip Mino, Flip Video, Flip Video (Design), Flipshare (Design), Flip Ultra, and Welcome to the Human Network are trademarks; Changing the Way We Work, Live, Play, and Learn, Cisco Store, and Flip Gift Card are service marks; and Access Registrar, Aironet, AsyncOS, Bringing the Meeting To You, Catalyst, CCDA, CCDP, CCIE, CCIP, CCNA, CCNP, CCSP, CCVP, Cisco, the Cisco Certified Internetwork Expert logo, Cisco IOS, Cisco Press, Cisco Systems, Cisco Systems Capital, the Cisco Systems logo, Cisco Unity, Collaboration Without Limitation, EtherFast, EtherSwitch, Event Center, Fast Step, Follow Me Browsing, FormShare, GigaDrive, HomeLink, Internet Quotient, IOS, iPhone, iQuick Study, IronPort, the IronPort logo, LightStream, Linksys, MediaTone, MeetingPlace, MeetingPlace Chime Sound, MGX, Networkers, Networking Academy, Network Registrar, PCNow, PIX, PowerPanels, ProConnect, ScriptShare, SenderBase, SMARTnet, Spectrum Expert, StackWise, The Fastest Way to Increase Your Internet Quotient, TransPath, WebEx, and the WebEx logo are registered trademarks of Cisco Systems, Inc. and/or its affiliates in the United States and certain other countries.

All other trademarks mentioned in this document or website are the property of their respective owners. The use of the word partner does not imply a partnership relationship between Cisco and any other company. (0907R)



CONTENTS

Preface **xix**

Audience **xix**

Modification History **xix**

Release 4.5.1 **xx**

Release 4.5 **xxi**

Release 4.4.1 **xliv**

Release 4.4.0 **xliv**

Release 4.2.1 **i**

Release 4.2 **ii**

Release 4.1 **iii**

Conventions **iv**

Document **lvi**

Notes, Cautions, Warnings, and Tips **lvi**

Command Structure **lvii**

Ciscouser **lviii**

User and Command Privilege Levels **lviii**

Login—Logoff/Exit **xcvii**

Shell **xcviii**

Command Line Interface **xcviii**

Commands **xcviii**

Automatic Completion (Release 4.5) **xcix**

Automatic Completion of Verbs **xcix**

Automatic Completion of Nouns **xcix**

Automatic Completion of Parameters **xcix**

Automatic Completion of Commands with a Single Verb, Noun and Parameter **c**

Automatic Completion of Default Parameter Values **c**

Automatic Validation of CLI Command Syntax **c**

Automatic Expansion of Verbs, Nouns and Parameters **ciii**

Invalid Characters **ciii**

ASCII Characters **ciii**

Subscriber **ciii**

Batch Data Retrieval (Paging) Using the Show Command **civ**

Rules **civ**

Add Rules **civ**

| | |
|--|-------|
| Delete Rules | civ |
| Change Rules | cv |
| Show Rule | cv |
| Wildcard | cv |
| In Commands | cv |
| In Tokens | cv |
| Graceful and Forced Commands | cvi |
| Tables | cvi |
| Cursor Controls | cvi |
| Secure Shell | cvii |
| Help | cviii |
| Basic Usage | cviii |
| Context Sensitive (Release 4.5) | cxii |
| Context Sensitive Help for Verbs | cxiii |
| Context Sensitive Help for nouns | cxiv |
| Context Sensitive Help for Parameters | cxiv |
| Context Sensitive Help for Parameter Values | cxv |
| Command Line Interface Extended Read Access Commands | cxv |
| Related Documentation | cxv |
| Obtaining Documentation | cxv |
| World Wide Web | cxv |
| Documentation CD-ROM | cxvi |
| Ordering Documentation | cxvi |
| Documentation Feedback | cxvi |
| Obtaining Technical Assistance | cxvi |
| Cisco.com | cxvii |
| Technical Assistance Center | cxvii |
| Contacting TAC by Using the Cisco TAC Website | cxvii |
| Contacting TAC by Telephone | cxvii |

Call Processing Provisioning Commands

CHAPTER 1

| | |
|--------------------------------|------------|
| Call Agent Provisioning | 1-1 |
| Activity | 1-1 |
| Activity Base | 1-5 |
| Call Agent | 1-8 |
| Call Agent Configuration | 1-10 |
| Call Agent Configuration Base | 1-12 |

| | |
|---|------|
| Call Agent Profile | 1-13 |
| Call Agent Configuration Base Possible Values (Release 4.4.1) | 1-17 |
| Common Language Location Identifier Code (Release 4.5) | 1-20 |
| Emergency Number List | 1-22 |
| Feature Server | 1-23 |
| Nature of Dial | 1-25 |
| Network Element (Release 4.4.1) | 1-27 |
| Variable Default | 1-29 |

CHAPTER 2

| | |
|---|------------|
| Office Provisioning | 2-1 |
| AAA Server Group (Release 4.5) | 2-1 |
| Aggregation | 2-3 |
| Announcement | 2-6 |
| Announcement Trunk | 2-9 |
| Announcement Trunk Group Profile | 2-11 |
| Channel Associated Signaling Trunk Group Profile | 2-13 |
| DS1 | 2-16 |
| Exchange Code | 2-20 |
| GTD Parameter Values (Release 4.4.1) | 2-22 |
| Local Access and Transport Area | 2-24 |
| Local Access and Transport Area Map | 2-25 |
| Media Gateway | 2-26 |
| Residential Gateway Command | 2-29 |
| Trunking Gateway Command | 2-30 |
| Media Gateway Profile | 2-30 |
| Media Gateway Control Protocol Return Code Action | 2-51 |
| National Destination Code | 2-57 |
| Office Code | 2-59 |
| Point of Presence | 2-62 |
| Ported Office Code | 2-69 |
| Quality of Service | 2-71 |
| Region Code (Release 4.5) | 2-80 |
| Release Cause | 2-81 |
| Softswitch Trunk Group Profile | 2-83 |
| Termination | 2-92 |
| Trunk | 2-95 |

| | |
|-----------------------------|-------|
| Trunk Group | 2-99 |
| Trunk Group Service Profile | 2-109 |

CHAPTER 3

| | |
|--|------------|
| Routing Provisioning | 3-1 |
| Call Subtype (Release 4.5) | 3-1 |
| Call Type | 3-3 |
| Call Type Profile (Release 4.5) | 3-6 |
| Carrier | 3-7 |
| Circuit Code | 3-10 |
| Destination | 3-12 |
| Dial Plan | 3-17 |
| Dial Plan Profile | 3-19 |
| Digit Manipulation | 3-23 |
| Digit Manipulation Profile | 3-28 |
| Digit Map | 3-29 |
| Directory Number to Gateway Number (Release 4.5) | 3-32 |
| Directory Number to Routing Number (Release 4.5) | 3-33 |
| International Dial Plan | 3-36 |
| International Dial Plan Profile | 3-37 |
| Local Number Portability Profile (Release 4.4.0) | 3-39 |
| Local Service Area | 3-42 |
| Local Service Area Profile | 3-43 |
| Nature of Address Route (Release 4.5) | 3-45 |
| Nature of Address Route Profile (Release 4.5) | 3-46 |
| Policy NXX | 3-48 |
| Policy Origin Dependent Routing | 3-49 |
| Policy Originating Line Information | 3-51 |
| Policy Percent | 3-53 |
| Policy Point of Presence | 3-56 |
| Policy Prefix | 3-58 |
| Policy Region | 3-62 |
| Policy Time of Day | 3-64 |
| Region Profile | 3-72 |
| Route | 3-74 |
| Route Guide | 3-80 |
| Script (Release 4.5) | 3-82 |

Special Call Type 3-84

CHAPTER 4

Signaling System 7 Provisioning 4-1

Call Control Route 4-1

Destination Point Code 4-3

Origination Point Code 4-4

Routing Key 4-6

Signal Connection Control Part Network 4-9

Signal Connection Control Part Route (Release 4.5) 4-10

Service Logic Host Route 4-12

Service Logic Host Route Profile 4-14

Signaling Gateway 4-15

Signaling Gateway Group 4-17

Signaling Gateway Process 4-18

Signaling System 7 ANSI Trunk Group Profile 4-20

Signaling System 7 Circuit Identification Code 4-28

Signaling System 7 Q761 Trunk Group Profile 4-29

Signaling System 7 Q767 Trunk Group Profile 4-35

Stream Control Transmission Protocol Association 4-40

Stream Control Transmission Protocol Association Profile 4-45

Subsystem 4-47

Subsystem Group (Release 4.5) 4-50

Subsystem Profile (Obsolete in Release 4.5) 4-52

User Part Variant 4-53

User Part Variant Base 4-56

CHAPTER 5

Subscriber Provisioning 5-1

Address of Record to Subscriber 5-2

Authorization Code 5-4

Authorization Code Group 5-5

Casual White Black List 5-7

Changed Number 5-8

DN2Subscriber 5-10

International White Black List 5-15

MAC to Subscriber 5-16

Nature of Dial White Black List 5-18

| | |
|---|------|
| National White Black List | 5-19 |
| Screening List Editing | 5-20 |
| Speed Call—One Digit | 5-24 |
| Speed Call—Two Digit | 5-25 |
| Subscriber | 5-27 |
| Subscriber Feature Data | 5-37 |
| Subscriber Profile | 5-42 |
| Subscriber Service Profile | 5-46 |
| Subscriber Time of Day Schedule (Release 4.5) | 5-47 |

CHAPTER 6

ISDN Provisioning 6-1

| | |
|--|------|
| Backhaul Set | 6-1 |
| ISDN B-Channel | 6-4 |
| ISDN D-Channel | 6-5 |
| ISDN Interface | 6-8 |
| ISDN Trunk Group Profile | 6-9 |
| Reliable User Datagram Protocol Backhaul Session | 6-17 |

CHAPTER 7

Tandem Provisioning 7-1

| | |
|---|------|
| Automatic Number Identification | 7-1 |
| Automatic Number Identification Screening (Release 4.2) | 7-3 |
| Automatic Number Identification Screening Profile (Release 4.2) | 7-5 |
| Cause Code Map | 7-6 |
| Cause Code Map Profile | 7-9 |
| H.323 Gateway | 7-10 |
| H.323 Gateway to Gatekeeper | 7-17 |
| H.323 Terminal (Release 4.2) | 7-19 |
| H.323 Terminal Profile (Release 4.2) | 7-22 |
| H.323 Trunk Group Profile | 7-28 |
| II White Black List | 7-36 |
| Service Provider | 7-38 |
| Technical Prefix Group | 7-40 |
| Technical Prefix Group Profile | 7-42 |
| Trunk Group Feature Data | 7-43 |
| Trunk Group Service Profile | 7-45 |

CHAPTER 8

Features and Services 8-1

- Application Server (Release 4.5) 8-1
- Class of Service Restriction 8-3
- Feature 8-7
- Feature Configuration (Release 4.5) 8-13
- Feature Configuration Base (Release 4.5) 8-15
- Feature Configuration Base Possible Value (Release 4.5) 8-16
- Feature Profile Base (Release 4.5) 8-18
- Nature of Dial Restrict List 8-20
- Outgoing Call Barring Profile (Release 4.4.1) 8-23
- Outgoing Call Barring K Value (Release 4.4.1) 8-25
- Service 8-27
- Service Trigger 8-29
- Timezone (Release 4.2.1) 8-31
- Trigger Detection Point 8-42
- Trigger Identification 8-44
- Trigger Nature of Dial Escape List (Release 4.5) 8-46
- Vertical Service Code 8-47

CHAPTER 9

Interactive Voice Response (Release 4.4.0) 9-1

- Audio Segment 9-1
- Audio Sequence 9-3
- Interactive Voice Response Script Profile (Release 4.4.1) 9-5
- Language 9-7

CHAPTER 10

PacketCable Media Security 10-1

- Ciphersuite 10-1
- Ciphersuite Profile 10-4
- IPSec Kerberos 10-6
- IPSec Kerberos Old Service Keys 10-9
- IPSec Policy 10-10
- IPSec Security Administration 10-13
- Radius Profile 10-16

CHAPTER 11

Session Initiation Protocol 11-1

- Authentication Realm 11-1

| | |
|---------------------------------------|-------|
| HTTP Feature Server | 11-3 |
| Serving Domain Name | 11-4 |
| SIP Timer Profile (Release 4.5) | 11-6 |
| SIPT ISUP Version Alias (Release 4.2) | 11-9 |
| SIPT ISUP Version Base (Release 4.2) | 11-10 |
| Static Contact | 11-11 |
| User Authentication | 11-13 |

CHAPTER 12

Multiline Hunt Group Features 12-1

| | |
|--------------------------------------|------|
| Multiline Hunt Group | 12-1 |
| Multiline Hunt Group Terminal | 12-4 |
| Multiline Hunt Group Preference List | 12-6 |

CHAPTER 13

Centrex Features 13-1

| | |
|----------------------------|------|
| Call Park Subscriber Group | 13-1 |
| Centrex Group | 13-3 |
| Custom Dial Plan | 13-6 |
| Custom Dial Plan Profile | 13-8 |
| Ext2Subscriber | 13-9 |

CHAPTER 14

Local Toll-Free Service Provisioning 14-1

| | |
|---|------|
| Automatic Numbering Identification White Black List | 14-1 |
| Customer Group | 14-3 |
| DN2 Customer Group | 14-5 |
| II Restrict List | 14-6 |
| Routing Features | 14-8 |
| Policy-NXX | 14-8 |
| Policy-ODR | 14-8 |
| Policy-OLI | 14-8 |
| Policy-Percent | 14-8 |
| Policy-POP | 14-8 |
| Policy-Prefix | 14-8 |
| Policy-Region | 14-8 |
| Policy-TOD | 14-8 |
| Region-Profile | 14-8 |
| Route-Guide | 14-9 |

CHAPTER 15

Split Numbering Plan Area Provisioning 15-1

CHAPTER 16

Electronic Surveillance Server 16-1**Administration, Diagnostic, Maintenance and Operational Commands**

CHAPTER 17

Administration, Diagnostic, and Maintenance Commands 17-1

Command Responses 17-1

Generic Status and Control Commands 17-1

Administration and Maintenance 17-1

Address of Record to Subscriber Status and Control Commands 17-2

Control Command 17-2

Status Command 17-2

Aggregation Status Command 17-3

Destination Point Code Status Command 17-4

H.323 Gateway Status and Control Command 17-4

Media Gateway Status and Control Commands 17-5

Signaling Gateway Get and Set Trace Commands 17-7

Signaling Gateway Process Status, Get-Trace and Set Trace Commands 17-7

Status Command 17-7

Get Trace and Set Trace Commands 17-8

Session Initiation Protocol Registration Status 17-8

Signaling System 7 Trace Command 17-9

Status Update Processor Command 17-9

Stream Control Transmission Protocol Association Control and Status Commands 17-11

Trunk Group Status and Control Commands 17-11

Subscriber Termination Commands 17-13

Status Command 17-13

Control Command 17-15

Equip Command 17-16

Unequip Command 17-18

Subsystem Status and Control Commands 17-18

Subsystem Group Status and Control Commands (Release 4.5) 17-19

Trunk Termination Status and Control Commands 17-19

Status Command 17-19

Control Command 17-23

Reset Command 17-24

Equip Command 17-25

Unequip Command 17-26

| | |
|--------------------------------------|-------|
| Diagnostic Tests | 17-27 |
| Media Gateway Tests | 17-27 |
| Test Menu | 17-27 |
| Tests | 17-28 |
| Subscriber Termination Tests | 17-29 |
| Test Menu | 17-29 |
| Tests | 17-29 |
| Trunk Termination Tests | 17-30 |
| SS7 Trunk Termination Tests | 17-30 |
| ISDN Trunk Termination Tests | 17-34 |
| CAS Trunk Termination Tests | 17-35 |
| Announcement Trunk Termination Tests | 17-36 |
| Hardware Monitoring | 17-38 |
| System Health | 17-40 |

CHAPTER 18

| | |
|----------------------------------|-------|
| Alarms and Events | 18-1 |
| Alarm or Event Log Command | 18-1 |
| Alarm or Event Report Properties | 18-4 |
| Alarms | 18-6 |
| Alarm | 18-6 |
| Alarm Report | 18-7 |
| Events | 18-9 |
| Event Provisioning | 18-9 |
| Event Report | 18-11 |

CHAPTER 19

| | |
|-----------------------------------|------|
| Audit | 19-1 |
| Audit Circuit Identification Code | 19-1 |
| Audit Database | 19-2 |
| Audit Table Name | 19-3 |

CHAPTER 20

| | |
|---------------------------|-------|
| Billing | 20-1 |
| Billing Account Address | 20-1 |
| Billing Alarm | 20-3 |
| Billing File | 20-5 |
| Billing Record Query | 20-6 |
| Billing Call Detail Block | 20-14 |

| | | |
|------------|--|-------|
| CHAPTER 21 | Command Scheduler | 21-1 |
| CHAPTER 22 | Customer Originated Trace | 22-1 |
| CHAPTER 23 | Database Usage | 23-1 |
| CHAPTER 24 | Fresh Download | 24-1 |
| | Download by ID | 24-1 |
| | Download by Standby Call Agent or Feature Server | 24-2 |
| CHAPTER 25 | History | 25-1 |
| CHAPTER 26 | Maintenance and Administration of System Component Commands | 26-1 |
| | Control Command Target States | 26-1 |
| | Call Agent | 26-2 |
| | Status Command | 26-2 |
| | Control Command | 26-2 |
| | Feature Server | 26-3 |
| | Status Command | 26-3 |
| | Control Command | 26-3 |
| | Element Management System | 26-4 |
| | Status Command | 26-4 |
| | Control Command | 26-4 |
| | Bulk Data Management System | 26-5 |
| | Status Command | 26-5 |
| | Control Command | 26-5 |
| | Status System Command | 26-6 |
| | Status Application Command | 26-7 |
| | Control Application Command | 26-7 |
| | System Configuration Command | 26-9 |
| CHAPTER 27 | Measurements | 27-1 |
| | AIN Services Summary | 27-2 |
| | Announcement Measurements Summary | 27-6 |
| | Measurement AIN Tools Summary (Release 4.4.1) | 27-8 |
| | Measurement Audit Summary | 27-12 |
| | Measurement Billing Summary | 27-15 |

| | |
|---|--------|
| Measurement Call Processing Summary | 27-18 |
| Measurement Call Tools Summary (Release 4.4.1) | 27-22 |
| Measurement Dynamic QOS Summary | 27-24 |
| Measurement Event Messaging Summary | 27-26 |
| Measurement H323 Summary | 27-27 |
| Measurement INAP Summary | 27-31 |
| Measurement ISDN Summary | 27-33 |
| Measurement ISUP Summary | 27-37 |
| Measurement M3UA Summary | 27-54 |
| Measurement MGCP Signaling Adapter Summary | 27-56 |
| Measurement PCT Tools Summary (Release 4.4.1) | 27-59 |
| Measurement POTS Auto Callback/Recall/Call Rejection Feature Server Summary | 27-60 |
| Measurement POTS Class of Service Feature Server Summary | 27-63 |
| Measurement POTS Customer-Originated Trace Feature Server Summary | 27-65 |
| Measurement POTS Local Feature Server Summary | 27-67 |
| Measurement POTS Miscellaneous Feature Server Summary | 27-72 |
| Measurement POTS Screening List Editing Feature Server Summary | 27-75 |
| Measurement Provisioning | 27-77 |
| Measurement SCCP Summary | 27-79 |
| Measurement SCTP Summary | 27-82 |
| Measurement SIA Summary | 27-85 |
| Measurement SIM Summary | 27-89 |
| Measurement SNMP Summary | 27-94 |
| Measurement SUA Protocol Feature Server Summary | 27-95 |
| Measurement TCAP Protocol Summary | 27-98 |
| Trunk Group Usage Summary | 27-103 |
| Measurement TSA Summary | 27-105 |

CHAPTER 28

Media Gateway Provisioning Command (Obsolete as of Release 4.4.0) 28-1

CHAPTER 29

Query 29-1

| | |
|--------------------------------------|------|
| Query Call Trace (Release 4.5) | 29-1 |
| Query Verification (Release 4.4) | 29-5 |
| Line Information Database | 29-5 |
| Toll-Free and Toll Free Message Type | 29-6 |
| Local Number Portability | 29-7 |

CHAPTER 30**Security 30-1**[Activity Summary 30-1](#)[Command Level 30-1](#)[Command Table 30-3](#)[Password 30-4](#)[Security Summary 30-5](#)[Users 30-7](#)

CHAPTER 31**Session Manager 31-1**[Session Management Activity Commands 31-1](#)

CHAPTER 32**Simple Network Management Protocol 32-1**[Simple Network Management Protocol Community 32-1](#)[Simple Network Management Protocol Trap Destination 32-4](#)

CHAPTER 33**Transactions 33-1**[Transaction Queue 33-1](#)[Queue Throttle 33-4](#)

CHAPTER 34**Translation (Release 4.4) 34-1**

Appendixes

APPENDIX A**Configurable Parameters and Values A-1**[Call Agent and Feature Server Configurable Parameters A-1](#)

APPENDIX B**Valid Features B-1**[Feature Information B-1](#)[General B-1](#)[Office Table Features B-2](#)[Feature List B-5](#)[Feature Profile Base Feature List \(Release 4.5\) B-21](#)[Feature Type and Value Definitions \(Release 4.5\) B-30](#)[Feature Configuration Base Types and Values \(Release 4.5\) B-32](#)

APPENDIX C

Vertical Service Codes C-1

Telcordia-based Vertical Service Codes C-1

APPENDIX D

Predefined Database Usage Defaults D-1

Common Database Usage Defaults and Sizing Rules D-1

Release 4.1 D-9

Small Configuration Database Usage Defaults D-9

Medium Configuration Database Usage Defaults D-13

Release 4.2 D-18

Small Configuration Database Usage Defaults D-18

Medium Configuration Database Usage Defaults D-24

Routeserver Database Usage Defaults D-28

Local Number Portability Database Usage Defaults D-34

Release 4.4.x D-38

Small Configuration Database Usage Defaults D-38

Medium Configuration Database Usage Defaults D-43

Large Configuration Database Usage Defaults D-48

Routeserver Database Usage Defaults D-53

Local Number Portability Database Usage Defaults D-58

Release 4.5 D-63

Small Configuration Database Usage Defaults D-64

Medium Configuration Database Usage Defaults D-69

Medium Database Usage Defaults - Generic Routing D-74

Routeserver Database Usage Defaults D-79

Local Number Portability Database Usage Defaults D-84

Local Number Portability Database Usage Defaults - Routing Number D-89

Cable8 Database Usage Defaults D-95

Release 4.5.1 D-100

Small Configuration Database Usage Defaults D-100

Medium Configuration Database Usage Defaults D-106

Medium Configuration Database Usage Defaults - Generic Routing D-112

Routeserver Configuration Database Usage Defaults D-117

Local Number Portability Database Usage Defaults D-123

Local Number Portability Database Usage Defaults - Routing Number D-129

Cable8 Database Usage Defaults D-134

APPENDIX E

Originating Line Information Range Definitions E-1

APPENDIX F

Timezones F-1

Timezones F-1

Timezone Localities (Release 4.2.1) F-4

APPENDIX G

ISUP Message Counters (Release 4.4.1) G-1

APPENDIX H

Data Values for TOS, DSCP, and PHB Parameters H-1

Type of Service H-1

Differentiated Services Codepoint H-1

Per-Hop Behavior H-2

Relationship of Type of Service, Differentiated Services Codepoint and Per-Hop Behavior Standards H-2

Provisioning Formats for TOS, DSCP, and PHB Parameters H-2

TOS Precedence String Format H-2

TOS Precedence Integer Format H-3

Diffserv Byte Format H-3

PHB Format H-3

Allowed and Default Values H-3

MGCP Signaling H-4

DQoS Signaling H-4

COPS and RADIUS Signaling H-5

Stream Control Transmission Protocol Signaling H-6

ISDN Signaling H-7

H.323 Signaling H-8

Session Initiation Protocol Signaling H-8

System-Level Signaling TOS for SIP Calls H-9

Internal Call Agent to Feature Server Signaling H-10

Internal Feature Server to Call Agent Signaling H-10

AIN Feature Server H-10

POTS/Tandem/Centrex Feature Server H-10

Values H-11

Mapping of Provisionable TOS, DSCP, and PHB Values H-11

APPENDIX I

ISUP Measurement Counters (Release 4.5/4.5.1) I-1**Glossary** 1-1



Preface

Revised: July 24, 2009, OL-3743-42

This document describes the command line interface commands used to provision and maintain the Cisco BTS 10200 Softswitch Call Agent (CA), Feature Server (FS), Element Management System (EMS), and Bulk Data Management System (BDMS) for Releases 4.1, 4.2, 4.4.0, 4.4.1 and 4.5.



Note

The Cisco BTS 10200 Softswitch interworks with a wide range of network elements (NEs), but there are certain limitations. Some features involve using NEs deployed in the service provider network, for example, gateways, media servers, announcement servers, eMTAs, and SIP phones. See the “Component Interoperability” section of the Release Notes document for a complete list of the specific peripheral platforms, functions, and software loads used in system testing for interoperability with the Cisco BTS 10200 Softswitch Release 4.x software. Earlier or later releases of platform software may be interoperable and it may be possible to use other functions on these platforms. The list certifies only that the required interoperation of these platforms, along with the functions and the protocols listed, were successfully tested with the Cisco BTS 10200 Softswitch.

Audience

This guide is designed for Cisco BTS 10200 Softswitch users and system administrators.

Modification History

[Table 1](#) lists the modification history notations used in this document. Subsequent sections list the actual changes by release. Changes made for Releases 4.2, 4.4.0, 4.4.1 and 4.5 are also noted within the text of the document as given in the table.

Table 1 *Document Release Notation*

| Release | Information is Noted As: |
|---------|--|
| All | Not noted. |
| 4.2 | Release 4.2 and all subsequent releases. Does not include Release 4.1. |

Table 1 Document Release Notation (continued)

| Release | Information is Noted As: |
|-----------------------------|---|
| 4.4.0 | Release 4.4.0 and all subsequent releases, unless otherwise stated. For example: “Release 4.4.0 and 4.5” means the item is included in Releases 4.4.0 and 4.5, but not 4.4.1. |
| 4.4.1 | Release 4.4.1 and all subsequent releases. Does not include Releases 4.1, 4.2 or 4.4.0. |
| 4.5 | Release 4.5 and all subsequent releases. Does not include Releases 4.1, 4.2, 4.4.0 or 4.4.1. |
| Not supported as of Release | Designates tokens that may list as the result of a CLI command, but are not used in the release. |
| Obsolete in Release | Designates tokens, values or rules that are no longer supported as of a particular release, but are supported in prior releases. |

Release 4.5.1

The following changes were made in Release 4.5.1. It is not an inclusive list.

- Added tokens CHARGE-TYPE and CHARGE-BAND-UNIT to the Destination table.
- New *Block Information* command added to the [Session Management Activity Commands](#).
- In the COS Restrict table, II-WB-LIST changed to II-RESTRICT.
- In the Media Gateway Profile table, for the CODEC-NEG-SUPP token, codec usage has changed when condec-negsupp=Y.
- For medium configurations, ISDN table database usage was increased to 2000 active D-channels.
- Added token FORCED to the Exchange Code table.
- Added list of supported call types to the Usage Guidelines of the National White Black list table. This applies to all releases.
- BPC-ID is obsolete in the Signal Connection Control Part Route table for Releases 4.5 and 4.5.1.
- Added token PADDED-CC to the International Dial Plan table.
- Added mtv.sh information to the Signaling System 7 Trace command. This applies to all 4.x releases.
- The following changes were made to the Office Code table:
 - Added token FORCED.
 - Added new rules.
- Added new rules to the National Destination Code table.
- Added new rules to the Exchange Code table.
- Changed the descriptions for Q761-ISUP-BASE and Q761-ISUP-CHINA values for the CAUSE-CODE-TYPE token.
- Added the value Q767-COLOMBIA to the User Part Variant table.
- Added Measurements for the Columbia ISUP to Appendix I.
- Modified the descriptions of the SEND-BDN-FOR-EMG and

- Added usage guideline for the SEND-GROUP-DN token in the ISDN Trunk Group Profile table. Applies to all releases.
- In the Billing Record Query table, more than one value cannot be specified for the ORDER token.
- Added Office Service id Precedence information to Appendix B, Office Table Features.
- For the END-TIME and START-TIME tokens in the Billing Record Query table, removed the sentence “Response is returned in GMT time.”
- Added bits 3, 5 and 6 to the PROPRIETARY-SUPP token in the ISDN Trunk Group Profile table.
- Added SIA-TG-VALIDATE-SOURCE-IP to the Call Agent Configuration table in Appendix A.
- Added ciscouser information to the Preface; as well as cautions to the delete transaction queue and download database commands. This change also applies to Release 4.5.
- MGCP-T-LONGTRAN value is in seconds, not milliseconds. Applies to all releases.
- Expanded definition of CLH for MLHG. Applies to all releases.
- For CFB (List of Features) in Appendix B, added TDPn=T_EXCEPTION and TIDn=T_NOT_REACHABLE.
- The NANP-WB-LIST column in COS Restrict table was renamed to NATIONAL-WB-LIST (all releases).
- Added the token SPARE1-SUPP to the Media Gateway Profile table.
- Added the following France ISUP values for the DISPLAY token in the Measurement ISUP Summary table:
 - MEAS_SGA_TXA_RX
 - MEAS_SGA_TXA_TX
 - MEAS_SGA_ITX_RX
 - MEAS_SGA_ITX_TX
- Added ISUPs for France and Poland to Appendix I.
- Added section concerning Extended Read Access Commands to the Preface.
- Added the following values to the ID token of the User Part Variant table:
 - Q761-ETSIV3-FRENCH
 - Q761-ETSIV2-POLAND
- Added the token SEND-SIP-181-RESP to the Softswitch Trunk Group Profile table.
- The IPTOS-RTP-LOWDELAY token default is N. This applies to all releases.
- The MGCP-SIG-TOS-PRECEDENCE token default is 3. This applies to all releases.
- Mexico ISUP is supported.
- Changed ranges for the MGCP-MAX1-RETRIES and MGCP-MAX2-RETRIES tokens in the Media Gateway Profile table.
- Added the following tokens to the SS7 Q761 Trunk Group Profile table: AOC-ENABLED, CRG-ABILITY
- Added a note in the cause-code-type token of cause-code-map table to indicate the cause-code-type for ISDN trunk groups.

Release 4.5

The following changes were made in Release 4.5. It is not an inclusive list.

- The following changes were made to the Office Code table:
 - Added token FORCED.
 - Added new rules.
- Added new rules to the National Destination Code table.
- Added new rules to the Exchange Code table.
- Added SIP-3XX-REROUTE-ON-LOCAL-DOMAIN to the Call Agent Configuration table in Appendix A.
- For the query call-trace command, MGW has been replaced with RGW.
- Length of the BILLING-FILE-PREFIX token changed to 64 characters.
- Subnet is no longer supported for the *query call-trace* command.
- Added EM-PRIVACY-IND-SUPP to Appendix A. Used by EM Billing.
- The token USE-GRP-DN in the ISDN Trunk Group Profile table moved to the Subscriber table.
- Added the EXCHANGE-TYPE token to the SS7 Q767 Trunk Group Profile table.
- Added CIDS, CIDSD and CIDSS to the Feature Profile Base table.
- Added complete command security level list by noun and verb.
- Added the following to the SIPT ISUP Version Base table:
 - Added the value GTD to the ID token.
 - Added the value SIPT-GTD to the BASE token.
- Added the following values to the ID token of the User Part Variant table:
 - Q761_STANDARD97 (Q.761 base variant—97 version)
 - Q761_ETSIV3 (Base ETSI v3 variant)
 - Q761_ETSIV3_HUNGARY (Hungarian variant)
- Added the THROTTLE token to the *status mgw*, *status trunk-grp*, *status trunk-termination* and *status subscriber-termination* commands.
- Added Hungary and France ISUP display values to Appendix G.
- The following measurement SIA display values are obsoleted. These values will still execute, but will always contain a value of zero:
 - SIA_TOTAL_SUCC
 - SIA_TOTAL_FAIL
 - SIA_TOTAL_OUTG_MSG_FAIL
 - SIA_TOTAL_INCOM_MSG_FAIL
- In the SCTP Association Profile table, the tokens HB-TIMEOUT and MAX-PATH-RETRANS cannot be changed.
- Added WAIT token to all status, control and equip commands in Chapter 17: ADM Commands.
- Added the following tokens to the Transaction Queue table: USER-ID, TERMINAL-ID and STATUS.

- Added the tokens AUTO-REFRESH, DISPLAY, LIMIT, ORDER and START-ROW to every show and report command where applicable.

**Note**

The tokens AUTO-REFRESH, DISPLAY, LIMIT, ORDER and START-ROW apply to all previous releases of this document.

- Added new command: Number Resource Utilization and Forecast for NANPA audit.
- The *change ems ntp-server* command is obsolete.
- Added new query command: query-call-trace.
- In the SCTP Association table, the tokens DSCP and IP-TOS-PRECEDENCE are obsolete.
- For the AOR To Subscriber table:
 - The add and delete commands are obsolete
 - Added the SEQUIRE-FQDN token
- In the Maintenance and Administration of System Component Commands chapter, replaced references to MySQL with Oracle.
- The status-ss7 is now obsolete.
- In the H.323 Gateway table, PASSWORD can be changed without taking the gateway out of service.
- In the Stream Control Transmission Protocol Association table, the maximum size of the HTTP-FEATURE-SERVER-ID is 8.
- In the Signaling System 7 Q761 Trunk Group Profile table, the default is 20 for the CHARGE-ORIG token.
- The following changes were made to the Routing Key table:
 - Subsystem-grp-id is required if si=SCCP.
 - Cross-check the opc-id and subsystem-grp-id across the Subsystem table when the routing-key is added with si=sccp.
 - The opc-id and subsystem-grp-id combine to make a unique key if si=sccp.
 - If a dpc-id is specified, the net-ap values for OPC and DPC must be the same.
- Added the tokens PASS-UNREC-PARAM-WITHOUT-PCI and T4 to the SS7 Q761 Trunk Group Profile table.
- Added the following values to the DISPLAY token in the AIN Services Feature Server table:
 - AINSVC_LOC_LNP_QUERY
 - AINSVC_LOC_LNP_QUERY_SUCC
 - AINSVC_LOC_LNP_FAIL_APP
 - AINSVC_LOC_LNP_QUERY_RN_FOUND
 - AINSVC_LOC_LNP_QUERY_NO_RN
- Added notation “Not provisionable—provisioned in the User Part Variant Base table” to the following tokens in the User Part Variant table:
 - MAX-BLOCK-MASTER-RANGE
 - MAX-BLOCK-SLAVE-RANGE
 - MAX-PARALLEL-JOBS

- MAX-RESET-MASTER-RANGE
- MAX-RESET-SLAVE- RANGE
- PROTO-FAM
- RESET-SUPPORTED
- The following changes were made to the Feature table:
 - FNAME is now a foreign key to the Feature Profile Base table.
 - Added token FNAME5.
 - The value for the following tokens is now 32: VALUE1, VALUE2, VALUE3 and VALUE4.
- Added PS-TRIGGER to the Trigger Identification Descriptions table. Removed the following triggers:
 - ACCOUNT_CODE
 - D_OF_TRIGGER
 - ENUM-TRIGGER
 - O_ABANDON
 - O_ANSWER
 - O_CALLED_PARTY_BUSY
 - O_DISCONNECT
 - O_EXCEPTION
 - O_NO_ANSWER
 - O_NOT_REACHABLE
 - O_REANSWER
 - O_SUSPEND
 - ORIGINATION_ATTEMPT
 - T_ABANDON_DP
 - T_DISCONNECT
 - T_EXCEPTION
 - T_NOT_REACHABLE
 - T_REANSWER
 - T_SUSPEND
- Added the following tokens to the Quality of Service table:
 - FAX-T38-ENABLED
 - FORCED
 - MAX-DQOS-AUTH-BANDWIDTH
 - CLIENT-TYPE
 - DOCSIS-DSCP-TOS
 - DOCSIS-DSCP-TOS-BITMASK
 - DQOS-DSCP-TOS-BITMASK
- Added the following tokens to the DN2subscriber table:

- END-TIME
 - LAST-CHANGED
 - START-TIME
 - PORTED-IN
 - VIRTUAL-DN
- Added the following tokens to the Class of Service Restriction table:
 - BLOCK-900
 - BLOCK-976
 - BLOCK-DA
 - BLOCK-INFO
 - BLOCK-INTL
 - BLOCK-INTL-OPER-ASSIST
 - BLOCK-NANP-OPER-ASSIST
 - BLOCK-TW
 - PROMPT-METHOD
 - ALLOW-CALLS-ON-IVR-FAILURE
- Added the following values to the Valid Nature of Dial Values table.
 - LNP
 - BLV
 - SPEED-CALL
- The valid return code combinations MDCX 3xx through 9xx when mgcp-msg=mdcx have changed to Valid Values of Call Action=None and Valid Values of Endpoint Action=EP_ACTION_NONE.
- Added the following tokens to the Carrier table:
 - LNP-QUERY
- In the Activity table, the ENABLED token default is now Y; the ID token is now 32 in length.
- Added the following MO and MT rules to the Trunk Group table:
 - When configuring a trunk group, set the direction token to OUT when the MGCP-PKG-TYPE is MO.
 - When configuring a trunk group, set the direction token to IN when the MGCP-PKG-TYPE is MT.
- Added Automatic Completion and Expansion of CLI commands.
- Added Context Sensitive Help section.
- In the Dial Plan table, the range for MIN-DIGITS is 1–64. Added the FORCED token.
- The following DISPLAY values were obsoleted in the Measurement SIA Summary table:
 - SIA_ATTENDED_TRANSFER
 - SIA_MWI_NOTIFY_TX_FAIL
 - SIA_SIP_INCOM_FAIL
 - SIA_SIP_INCOM_INIT

- SIA_SIP_INCOM_SUCC
- SIA_SIP_OUTG_FAIL
- SIA_SIP_OUTG_INIT
- SIA_SIP_OUTG_SUCC
- SIA_UNATTENDED_TRANSFER
- The following DISPLAY values were added to the Measurement SIA Summary table:
 - SIA_AUDIT_BCM_CALL_RELEASED
 - SIA_AUDIT_CALL_RELEASED
 - SIA_AUDIT_CCB_FREED
 - SIA_AUDIT_REGCONTACT_FREED
 - SIA_INCOM_FAIL
 - SIA_INCOM_INIT
 - SIA_INCOM_SUCC
 - SIA_OUTG_FAIL
 - SIA_OUTG_INIT
 - SIA_OUTG_SUCC
 - SIA_SECURE_FQDN_VIOLATION_REQ
 - SIA_SECURE_FQDN_VIOLATION_RESP
- The following DISPLAY values were added to the Measurement ISUP Summary table:
 - ISUP_ABNORMAL_REL_RX
 - ISUP_ABNORMAL_REL_TX
 - ISUP_ACM_RX
 - ISUP_ACM_TX
 - ISUP_ANM_RX
 - ISUP_ANM_TX
 - ISUP_ARR_RX
 - ISUP_ARR_TX
 - ISUP_BLA_RX
 - ISUP_BLA_TX
 - ISUP_BLO_RX
 - ISUP_BLO_TX
 - ISUP_CCL_RX
 - ISUP_CCL_TX
 - ISUP_CCR_RX
 - ISUP_CCR_TX
 - ISUP_CFN_RX
 - ISUP_CFN_TX
 - ISUP_CGB_RX

- ISUP_CGB_TX
- ISUP_CGBA_RX
- ISUP_CGBA_TX
- ISUP_CGU_RX
- ISUP_CGU_TX
- ISUP_CGUA_RX
- ISUP_CGUA_TX
- ISUP_CON_RX
- ISUP_CON_TX
- ISUP_COT_RX
- ISUP_COT_TX
- ISUP_CPG_RX
- ISUP_CPG_TX
- ISUP_CQM_RX
- ISUP_CQM_TX
- ISUP_CQR_RX
- ISUP_CQR_TX
- ISUP_CRA_RX
- ISUP_CRA_TX
- ISUP_CRG_RX
- ISUP_CRG_TX
- ISUP_CRM_RX
- ISUP_CRM_TX
- ISUP_CVR_RX
- ISUP_CVR_TX
- ISUP_CVT_RX
- ISUP_CVT_TX
- ISUP_EXM_RX
- ISUP_EXM_TX
- ISUP_FAA_RX
- ISUP_FAA_TX
- ISUP_FAC_RX
- ISUP_FAC_TX
- ISUP_FAR_RX
- ISUP_FAR_TX
- ISUP_FOT_RX
- ISUP_FOT_TX
- ISUP_FRJ_RX

- ISUP_FRJ_TX
- ISUP_FWT_RX
- ISUP_FWT_TX
- ISUP_GRA_RX
- ISUP_GRA_TX
- ISUP_GRS_RX
- ISUP_GRS_TX
- ISUP_IAM_RX
- ISUP_IAM_TX
- ISUP_IDR_RX
- ISUP_IDR_TX
- ISUP_INF_RX
- ISUP_INF_TX
- ISUP_INR_RX
- ISUP_INR_TX
- ISUP_IRS_RX
- ISUP_IRS_TX
- ISUP_LPA_RX
- ISUP_LPA_TX
- ISUP_LPM_RX
- ISUP_LPM_TX
- ISUP_MSG_RX
- ISUP_MSG_TX
- ISUP_NRM_RX
- ISUP_NRM_TX
- ISUP_OLM_RX
- ISUP_OLM_TX
- ISUP_OPR_RX
- ISUP_OPR_TX
- ISUP_PAM_RX
- ISUP_PAM_TX
- ISUP_PRI_RX
- ISUP_PRI_TX
- ISUP_REL_RX
- ISUP_REL_TX
- ISUP_RES_RX
- ISUP_RES_TX
- ISUP_RLC_RX

- ISUP_RLC_TX
 - ISUP_RSC_RX
 - ISUP_RSC_TX
 - ISUP_SAM_RX
 - ISUP_SAM_TX
 - ISUP_SGM_RX
 - ISUP_SGM_TX
 - ISUP_SUS_RX
 - ISUP_SUS_TX
 - ISUP_UBA_RX
 - ISUP_UBA_TX
 - ISUP_UBL_RX
 - ISUP_UBL_TX
 - ISUP_UCIC_RX
 - ISUP_UCIC_TX
 - ISUP_UNEXPECT_MSG_RX
 - ISUP_UNRECOG_MSG_RX
 - ISUP_UPA_RX
 - ISUP_UPA_TX
 - ISUP_UPT_RX
 - ISUP_UPT_TX
 - ISUP_USR_RX
 - ISUP_USR_TX
- Added the following DISPLAY values to the Measurement TCAP Protocol Summary table:
 - TCAP_OPERATION_REQ_RX
 - TCAP_OPERATION_CONFIRM_RX
 - TCAP_OPERATION_IND_RX
 - TCAP_COMPONENT_REQ_RX
 - TCAP_COMPONENT_CONFIRM_RX
 - TCAP_COMPONENT_IND_RX
 - TCAP_DATA_IND_RX
 - TCAP_UDATA_IND_RX
 - TCAP_DATA_REQ_RX
 - TCAP_DELIMITER_REQ_RX
 - TCAP_DELIMITER_IND_RX
 - TCAP_OPEN_IND_RX
 - TCAP_OPEN_CONFIRM_RX
 - TCAP_STATUS_IND_RX

- TCAP_DIALOG_CONFIRM_RX
- TCAP_CLOSE_IND_RX
- TCAP_ABORT_IND_RX
- TCAP_BIND_CONFIRM_RX
- TCAP_STAT_CONFIRM_RX
- TCAP_NOTICE_IND_RX
- TCAP_STAT_IND_RX
- Added the following DISPLAY values to the Measurement AIN Tools Summary table:
 - AINSVC_LOC_LNP_FAIL_APP
 - AINSVC_LOC_LNP_QUERY
 - AINSVC_LOC_LNP_QUERY_NO_RN
 - AINSVC_LOC_LNP_QUERY_RN_FOUND
 - AINSVC_LOC_LNP_QUERY_SUCC
- Added the following DISPLAY values to the POTS Class of Service Feature Server table:
 - POTS_COS_TOLLFREE_BLOCKED
 - POTS_TDISC_CALLS_OUTG_BLOCKED
 - POTS_COS_TOT_AUTH_IVR_SESSION
 - POTS_COS_TOT_ACCT_IVR_SESSION
 - POTS_COS_TOT_IVR_FAIL
- The following POTS Miscellaneous Feature Server table DISPLAY token values are obsoleted:
 - POTS_LCD_AUTH_ATTEMPTS. Use POTS_LCD_AUTH_ATTMP.
 - POTS_LCD_AUTH_SUCCESS. Use POTS_LCD_AUTH_SUCC.
 - POTS_LCD_FORCED_DISCONNECT. Use POTS_LCD_FORCED_DISC.
- Added the values SIM_AUDIT_CCB_FREED and SIM_AUDIT_SIP_CCB_FREED to the DISPLAY token in the Measurement SIM Summary table.
- Added Session Initiation Protocol values to the DISPLAY token of the Measurement SIA Summary table, the Measurement SIM Summary table, the Measurement POTS Miscellaneous Feature Server Summary table and the Measurement AIN Tools Summary table.
- Added the following tokens to the Measurement Trunk Group Summary table:
 - TRKGRP-EXCHANGE
 - TRKGRP-NAME
 - CALL-AGENT-ID
- Added the following values to the DISPLAY token of the Measurement MGCP Signaling Adapter Summary table:
 - MGCP_AUCX_TX
 - MGCP_AUCX_ACK_RX
 - MGCP_AUCX_NACK_RX
- Added the following values to the DISPLAY token of the Measurement Billing Summary table:
 - BILLING_TOTAL_AIRLINES

- BILLING_TOTAL_CNA
- BILLING_TOTAL_DA_INTER
- BILLING_TOTAL_DA_INTL
- BILLING_TOTAL_INTL_OPR
- BILLING_TOTAL_INTL_WZ1
- BILLING_TOTAL_LB_TEST
- BILLING_TOTAL_NAT_OPR BILLING_TOTAL_RAILWAYS
- BILLING_TOTAL_SVC_CODE
- BILLING_TOTAL_MOBILE
- BILLING_TOTAL_UAN
- Added value definitions to the PROTOCOL-VERSION token in the Electronic Surveillance Server table.
- The following tokens were added to the Media Gateway Profile table: MGCP-TO-SUPP, MGCP-QDISCARD-SUPP, MGCP-TEST-CONN-SUPP and SDP-CAP-ENCODE-TYPE.
- Db-license file provisioning is not required.
- The token MAX-INIT-RTO value in the Stream Control Transmission Protocol Association table is now SMALLINT:1000–3000 (Default = 1000).
- The token MAX-LINES in the MultiLine Hunt Group table is obsolete.
- The following changes were made to the Trunk Group table:
 - Added the tokens TG, SCRIPT-SUPP, VOICE-INFO-TRANSFER-CAP, VOICE-LAYER1-USERINFO and PERFORM-LNP-QUERY.
 - The TG token is a unique key.
 - Added two values, DYNAMIC and LINE, to the MGCP-PKG-TYPE token.
 - Added usage rule for MGCP-PKG-TYPE token.
 - The MD value for MGCP-PKG-TYPE is now supported.
 - The token PFX-DIGITS is 1-10 digits.
- The following changes were made to the Subscriber table:
 - Added the tokens ACCOUNT-ID, BILLING-TYPE, FORCED, LNP-TRIGGER, PORTED-IN, PRIVACY-MANAGER-ID, SECURE-FQDN, VMWI, SDT-MWI, VOICE-MAIL-ID and DN-STATUS.
 - The SECURE-FQDN token is a unique key.
 - The COUNTRY token has no default.
 - Added rule regarding use of FORCED in add commands.
 - The delete subscriber command now deletes all subscriber related records such as those in the Subscriber Feature Data table and the Subscriber Service Profile table.
- The following changes were made to the Destination table:
 - The CALL-TYPE token is a foreign key to the Call Subtype table.
 - Added the tokens ACQ-LNP-Query and CALL-SUBTYPE.
 - The RING-TYPE-DN1 token value is now a range from 1 to 7.
 - The test-line value for the CATEGORY token is obsolete.

- Added Database Usage Default sections for Small, Medium, Routeserver, Local Number Portability (LNP) and Cable8 configurations to Appendix D.
- The TCAP-VERSION token is obsoleted in the Subsystem table.
- The Subsystem Profile table is obsoleted.
- Added new tables AAA Server Group, Call Type Profile, Call Subtype, Subsystem Group, Region Code, Directory Number to Routing Number, Signal Connection Control Part Route and Directory Number to Gateway Number.
- For medium and large configurations, up to 30 OPCs can be provisioned per Cisco BTS 10200 Softswitch. For small configurations, up to 8 OPCs can be provisioned per Cisco BTS 10200 Softswitch.
- Added the subsystem-grp-id token to the following tables:
 - Service Logic Host Route
 - Signaling Connection Control Part Route
 - Routing Key
- Obsoleted the ssn-id token in the following tables
 - Service Logic Host Route
 - Signaling Connection Control Part Route
 - Routing Key
- Added new section on Subsystem Group control and status commands.
- The OPC-ID token is now required in the “control subsystem” command.
- The SDT and SDT-TYPE tokens in the Vertical Service Code table are obsoleted.
- Added new delete rule to the Service table.
- In the Digit Map table, the DIGIT-PATTERN token size is now 2048 ASCII characters.
- In the Changed Number table, made the following changes:
 - Added new tokens: END-TIME, LAST-CHANGED and START-TIME.
 - Added new delete and show command examples.
- In the Audio Segment and Audio Sequence tables, the description token is now 512 ASCII characters.
- In the Route table, added the following new tokens:
 - NEXT-ACTION
 - ANNC-ID
 - OVERFLOW-DN
- In the ISDN D-Channel table, added the following new tokens
 - DCHAN-FORMAT
 - DCHAN-SUBSLOT.
- The following changes were made to the Digit Manipulation table:
 - The token MATCH-NOA is 40 ASCII characters
 - The token REPLACE-NOA is 32 ASCII characters.

- Added the following values to the MATCH-NOA token: PORTED-NUMBER-WITHOUT-RN, PORTED-NUMBER-WITH-RN, NON-UNIQUE-INTL, NON-UNIQUE-NATIONAL and NON-UNIQUE-SUBSCRIBER.
- Added tokens OVERDECADIC-DIGITS-SUPP, NOA-BASED-ROUTING and NOA-ROUTE-PROFILE-ID to the Dial Plan Profile table.
- Added the following call types to the Call Type table:
 - ANA
 - MOBILE
- Added the following feature information to Appendix B:
 - CFC
 - CFC-DN-CHG-ACT
 - CFC-ACT
 - CFC-DEACT
 - CFCI
 - CFCI-NO-DN-VRFY
 - NSA
 - NSA-ACT
 - PS
 - PS-MANAGE
 - PS-O
 - SLE
 - VM
 - VM-ACCESS
 - VMA
 - VMA-ACT
 - VM-ACT
 - VMA-DEACT
 - VM-DEACT
 - Added column “VALUE 5.”
- Added the following rules to the Stream Control Transmission Protocol table:
 - The remote-port and remote-tsap-addr1 cannot be the same.
 - The remote-port and remote-tsap-addr2 cannot be the same.
- Added the following note to the Call Agent Configuration table: When the Cisco BTS 10200 Softswitch looks for provisioned values, Call Agent Configuration table is read first to provide a value. If the Call Agent Configuration table is not provisioned, the system then reads the Call Agent Configuration Base table and returns that default value.
- The IKE-KEY token description has changed in the Aggregation, Media Gateway Profile, Electronic Surveillance Server and Radius Profile tables.
- Modified the description of the IKE-KEY-ENCR token in the Aggregation, Media Gateway Profile, Electronic Surveillance Server and Radius Profile tables.

- Modified the description of the IPSEC-SA-ESP-CS token in the Aggregation, Media Gateway Profile, Electronic Surveillance Server and Radius Profile tables.
- Added the following types to the Check Possible Values Types and Values table (these types are not provisionable in this release):
 - MGCP-T38-FAX-MODE-PREF1
 - MGCP-T38-FAX-MODE-PREF1
 - MGCP-T38-FAX-MODE-PREF1
 - MGCP-T38-FAX-MODE-PREF2
 - MGCP-T38-FAX-MODE-PREF2
 - MGCP-T38-FAX-MODE-PREF2
 - MGCP-T38-FAX-MODE-PREF3
 - MGCP-T38-FAX-MODE-PREF3
 - MGCP-T38-FAX-MODE-PREF3
- Point of Presence (POP) table changes:
 - Added the following tokens: ENUM-PROFILE-ID, ENUM-SUPP, CLLI-CODE-ID, CUSTOMER-SUPPORT-DN, IVR-DN, OFFICE-SERVICE-ID, POLICY-SERVER, PRIVACY-MANAGER-ID, SENSOR-ID, TEMP-DISC-COS-RESTRICT-ID, TEMP-DISC-SERVICE-ALLOWED, VIRTUAL-NSA-SUBSCRIBER-ID, VOICE-MAIL-ID
 - Added information to the TIMEZONE token; TIMEZONE token is now optional, and is a foreign key to the Timezone table.
 - Added cos-restrict-id for temporarily disconnected subscribers.
 - LATA token range has changed from 100–65535 to 100–99999. Token defaults to 99999 if not provisioned.
 - The STATE token changed to VARCHAR(16) and is uppercase only. Use two uppercase characters for U.S. states. For example: TX, CA, and so forth.
 - JIP token value is now numeric.
- Added list of 4.5 timezone values to Appendix C.
- Channel Associated Signaling Trunk Group Profile table changes:
 - Added tokens: TEST-LINE-TYPE, PLAY-DIAL-TONE, PLAY-RINGBACK-TONE, SEND-ANI, INBAND-INFO, NO-ANSWER-TIMER and NO-ANSWER-ACTION.
 - Modified the values for SIG-TYPE.
 - The SIG-TYPE value MF-FGD has been obsoleted.
 - Added the SIG-TYPE value LINE.
 - The MGCP-PKG-TYPE token is obsoleted. Token moved to the Trunk Group table.
 - The OSS-SIG token is obsoleted. Use new token OSS-SIG-TYPE.
 - The tokens TEST-LINE and NO-TEST-TRUNK are now optional.
- Media Gateway table changes:
 - Added token: NODE.
- Media Gateway Profile table changes:

- Added tokens: FAX-FAILURE-HANDLING, FAX-INBAND-METHOD, T38-FXR-LOOSE-SUPP, T38-FXR-GW-SUPP, NLB-SUPP, MGCP-MSG-PIGGYBACK-SUPP, MGCP-MAX-KEEPALIVE-INTERVAL, MGCP-REQ-ID-SUPP, MGCP-PIGGYBACK-MSG-SUPP, and PARALLEL-NETWLOOP-SUPP.
- Marked obsoleted: “if fax-pref-mode=FAX-T38CAMODE, then fax-t38-camode-supp=Y” and “if fax-pref-mode=FAX-INBAND, then fax-inband-supp=Y” from the usage guidelines.
- Added rule for MGCP-MAX-KEEPALIVE-INTERVAL.
- Added rule for PARALLEL-NETWLOOP-SUPP.
- Added the value MD to the MGCP-DEFAULT-PKG token.
- Added BAU-URI token to the Announcement table.
- Call Park Subscriber Group table changes:
 - Added token: CPRK-DIGIT-MAP-STRING.
- Exchange Code table changes:
 - Added primary key token digit-string.
 - NDC token now optional.
 - Digit-string token is created by concatenating NDC + EC.
- Office Code table changes:
 - NDC token now optional.
 - Digit-string range changed to 1–14 ASCII characters.
- Subscriber table changes:
 - Added tokens: PORTED-IN, FORCED, BILLING-TYPE, ACCOUNT-ID, VOICE-MAIL-ID, VOICE MAIL ID, and PRIVACY-MANAGER-ID.
 - Added expanded description to the temp-unavailable value of the STATUS token.
 - Added forced rule.
 - The delete subscriber command deletes all subscriber related records such as subscriber-feature-data and subscriber-service-profile.
 - The token SEND-BILLING-DN is obsolete.
- Subscriber Profile table changes:
 - Added tokens: TEST-LINE-TYPE, VOICE-MAIL-ID, INTERLATA-PFX1-OPT and PRIVACY-MANAGER-ID.
- Subscriber Feature Data table changes:
 - Added values NSA, PM, VM, and VMU to the fname token.
 - Added new value “T” to the active token.
 - Added value FDN4 to the type token.
- The following changes were made to the Feature Server table:
 - Table containment area now includes FSAIN.
 - Added new 3PTY value to the type token.
 - Added new token EXTERNAL-FEATURE-SERVER.
- The following new tables were added:

- Script
- Trigger NOD Escape List
- Feature Profile Base
- Feature Configuration Base
- Feature Configuration Base Check Possible Values
- Feature Configuration Check Possible Values
- Subscriber Time of Day Schedule
- Common Language Location Identifier
- Emergency Number List
- Nature of Address Route Profile
- Nature of Address Route
- Added the token policy-server-id to the Aggregation table.
- The following changes were made to the Users table:
 - It is now possible to change user attributes DAYS-VALID and WARN using the “change user” command.
 - Added token PASSWORD.
 - Added note in the Examples section on using the PASSWORD token in the add command.
- Subscriber table: added new delete rule.
- Screen List Editing table: added new value, NSA, to the fname token.
- Added Application Server table to the Features chapter.
- Vertical Service Code table: added two Second Dial Tone Indicator tokens.
- Custom Dial Plan table: added sdt-type token.
- Softswitch Trunk Group Profile table changes:
 - The following tokens are obsoleted: ECHO-SUPP-REQUIRED, SATELLITE-CIRCUIT, SEND-CPN, SEND-OCN, SEND-REDIR-NUM, SEND-ATP, SEND-GAP, SEND-GN, SEND-JIP, CC-DIVERSION-SUPP AND SEND-CIP.
 - The following new tokens were added: SEND-FULL-E164, SCALE-FACTOR, MAX-FORWARDS, HOP-COUNTER-SUPP, HOP-COUNTER-MAX, USE-CMSS-RESRC-MGMT, USE-RESOURCE-MGMT, ES-SUPP, AUDIT-THRESHOLD, SIP-TIMER-PROFILE-ID, SEND-CIC-PARAM, USE-PAI-HDR-FOR-ANI, APPLY-USER-PRIVACY, and DNS-SRV-ADV-ON-RETRANS-TIMEOUT.
 - Added two rules for add.
- Display token values for ETSI are supported.
- Display token values for Chile, Israel and Australia ISUPs are not supported.
- Added new tokens SEND-FS-CALLP and REMOTE-FAX-PORT-RETRIEVAL-MSG to the H.323 Terminal Profile and H323 Trunk Group Profile tables.
- The following rules are no longer required for the H323 Trunk Group Profile table:
 - If fax-pref-mode=FAX-T38-CAMODE, then fax-t38-camode-supp=Y;
 - If transport-pref-mode=UDP-MODE, then annexe-supp=Y;
 - If h245-tunneling = AUTO or ENABLE, then facility-supp=Y;

- The following rules are no longer required for the H.323 Terminal Profile table:
 - If fax-pref-mode (in QOS table) = fax-t38-gwmode, then fax-t38-gwmode-supply=Y;
 - If fax-pref-mode (in QOS table) = fax-t38-camode, then fax-t38-camode-supply=Y;
 - If fax-pref-mode (in QOS table) = fax-inband, then fax-inband-supply=Y;
 - If dtmf-pref-mode (in QOS table) = dtmf-cisco-rtp, then dtmf-cisco-rtp-supply=Y;
 - If dtmf-pref-mode (in QOS table) = dtmf-h245-alpha, then dtmf-h245-alpha-supply=Y;
 - If dtmf-pref-mode (in QOS table) = dtmf-h245-signal, then dtmf-h245-signal-supply=Y;
 - If dtmf-pref-mode (in QOS table) = dtmf-rfc2833, then dtmf-rfc2833=Y;
- The H.323 Terminal Profile table tokens FAX-T38-CAMODE-SUPP and FAX-T38-GWMODE-SUPP are obsoleted.
- In the Call Detail Block table, 108 and NLB test calls are supported under the type token.
- The following values were added to the SERVICE-TYPE token for billing:
 - call-forward-combination
 - no-solicitation-announcement
 - privacy-screening
 - voice-mail
 - voice-mail-access
- The following values were added to the TYPE token for billing:
 - calling-number-announcement
 - interlata-da
 - international-da
 - universal-access-number
- The loopback-test (108 test calls) value of the TYPE token in the Call Detail Block table is obsoleted.
- Added Appendix F covering timezones and timezone localities for billing and call processing.
- The FREQ token in the Activity table is now mandatory.
- The following changes were made to the Activity Base table:
 - Added example for the *show activity-id* command.
 - Added four new activity ids: SIA-MEMORY-PERIODIC-AUDIT, SIA-MEMORY-SCHEDULED-AUDIT, SIM-MEMORY-PERIODIC-AUDIT and SIM-MEMORY-SCHEDULED-AUDIT.
 - The ID token is now 32 characters.
 - The VALID-FREQ token is now 64 characters.
 - Added the following tokens: AUDIT-COUNT-RANGE-FROM, AUDIT-COUNT-RANGE-TO, AUDIT-INTERVAL-RANGE-FROM, AUDIT-INTERVAL-RANGE-TO, and FIXED-TIME-INTERVAL
- The following changes were made to the Aggregation table:
 - Modified the description of the TSAP-ADDR token.
 - The IPSEC-SA-GRACE- PERIOD token range has changed; notes added.

- The IKE-GROUP token range has changed.
 - Added token: TYPE.
- Added Appendix H: Data Values for DiffServ Code Point and Type of Service Parameters.
- Added examples and made corrections to the PacketCable chapter.
- The Measurement TSA Summary table is obsoleted. Display values are now part of the Measurement TCAP Summary table.
- The Measurement INAP Summary table is obsoleted.
- Added example for the Measurement Trunk Group Usage Summary table showing how to use the reporting option to gather statistics on a per Pop basis.
- Added the following display values for the Measurement Call Processing Summary table:
 - CALLP_LB_TEST_SUCC
 - CALLP_NCT_TEST_SUCC
 - CALLP_NCT_TEST_FAIL
 - CALLP_NLB_TEST_SUCC
 - CALLP_NLB_TEST_FAIL
 - CALLP_TEST_ROUTE_SUCC
 - CALLP_TOTAL_TDISC_ORIG_ATTMP
 - CALLP_T38_FAX_MEDIA_SETUP_SUCC
 - CALLP_T38_FAX_MEDIA_SETUP_FAIL
- Added the following display values for the POTS Local Feature Server table:
 - POTS_CFC_ACT_ATTMP
 - POTS_CFC_ACT_FAIL
 - POTS_CFC_ACT_SUCC
 - POTS_CFC_DEACT_ATTMP
 - POTS_CFC_DEACT_FAIL
 - POTS_CFC_DEACT_SUCC
 - POTS_CFC_DN_CHG_ACT_ATTMP
 - POTS_CFC_DN_CHG_ACT_FAIL
 - POTS_CFC_DN_CHG_ACT_SUCC
 - POTS_CFC_FORWARD_ATTMP
 - POTS_CFC_FORWARD_FAIL
 - POTS_CFC_FORWARD_SUCC
 - POTS_CFC_INTERROG_ATTMP
 - POTS_CFC_INTERROG_FAIL
 - POTS_CFC_INTERROG_SUCC
 - POTS_NSA_INVOKE_ABANDON
 - POTS_NSA_INVOKE_ATTMP
 - POTS_NSA_INVOKE_FAIL

- POTS_NSA_INVOKE_SUCC
- Added the following display values for the Measurement TCAP Protocol Summary table:
 - TCAP_ABORT_IND_RX
 - TCAP_BIND_CONFIRM_RX
 - TCAP_CLOSE_IND_RX
 - TCAP_COMPONENT_CONFIRM_RX
 - TCAP_COMPONENT_IND_RX
 - TCAP_COMPONENT_REQ_RX
 - TCAP_DATA_IND_RX
 - TCAP_DATA_REQ_RX
 - TCAP_DELIMITER_IND_RX
 - TCAP_DELIMITER_REQ_RX
 - TCAP_DIALOG_CONFIRM_RX
 - TCAP_NOTICE_IND_RX
 - TCAP_OPEN_CONFIRM_RX
 - TCAP_OPEN_IND_RX
 - TCAP_OPERATION_CONFIRM_RX
 - TCAP_OPERATION_IND_RX
 - TCAP_OPERATION_REQ_RX
 - TCAP_STAT_CONFIRM_RX
 - TCAP_STAT_IND_RX
 - TCAP_STATUS_IND_RX
 - TCAP_UDATA_IND_RX
- Added the following display values to the Measurement ISUP Summary table. These counters replace the SGA counters in previous releases.
 - ISUP_ABNORMAL_REL_RX
 - ISUP_ABNORMAL_REL_TX
 - ISUP_ACM_RX
 - ISUP_ACM_TX
 - ISUP_ANM_RX
 - ISUP_ANM_TX
 - ISUP_ARR_RX
 - ISUP_ARR_TX
 - ISUP_BLA_RX
 - ISUP_BLA_TX
 - ISUP_BLO_RX
 - ISUP_BLO_TX
 - ISUP_CCL_RX

- ISUP_CCL_TX
- ISUP_CCR_RX
- ISUP_CCR_TX
- ISUP_CFN_RX
- ISUP_CFN_TX
- ISUP_CGB_RX
- ISUP_CGB_TX
- ISUP_CGBA_RX
- ISUP_CGBA_TX
- ISUP_CGU_RX
- ISUP_CGU_TX
- ISUP_CGUA_RX
- ISUP_CGUA_TX
- ISUP_CON_RX
- ISUP_CON_TX
- ISUP_COT_RX
- ISUP_COT_TX
- ISUP_CPG_RX
- ISUP_CPG_TX
- ISUP_CQM_RX
- ISUP_CQM_TX
- ISUP_CQR_RX
- ISUP_CQR_TX
- ISUP_CRA_RX
- ISUP_CRA_TX
- ISUP_CRG_RX
- ISUP_CRG_TX
- ISUP_CRM_RX
- ISUP_CRM_TX
- ISUP_CVR_RX
- ISUP_CVR_TX
- ISUP_CVT_RX
- ISUP_CVT_TX
- ISUP_EXM_RX
- ISUP_EXM_TX
- ISUP_FAC_RX
- ISUP_FAC_TX
- ISUP_FAR_RX

- ISUP_FAR_TX
- ISUP_FOT_RX
- ISUP_FOT_TX
- ISUP_FRJ_RX
- ISUP_FRJ_TX
- ISUP_FWT_RX
- ISUP_FWT_TX
- ISUP_GRA_RX
- ISUP_GRA_TX
- ISUP_GRS_RX
- ISUP_GRS_TX
- ISUP_IAM_RX
- ISUP_IAM_TX
- ISUP_IDR_RX
- ISUP_IDR_TX
- ISUP_INF_RX
- ISUP_INF_TX
- ISUP_INR_RX
- ISUP_INR_TX
- ISUP_IRS_RX
- ISUP_IRS_TX
- ISUP_LPA_RX
- ISUP_LPA_TX
- ISUP_LPM_RX
- ISUP_LPM_TX
- ISUP_MSG_RX
- ISUP_MSG_TX
- ISUP_NRM_RX
- ISUP_NRM_TX
- ISUP_OPR_RX
- ISUP_OPR_TX
- ISUP_PAM_RX
- ISUP_PAM_TX
- ISUP_PRI_RX
- ISUP_PRI_TX
- ISUP_REL_RX
- ISUP_REL_TX
- ISUP_RES_RX

- ISUP_RES_TX
- ISUP_RLC_RX
- ISUP_RLC_TX
- ISUP_RSC_RX
- ISUP_RSC_TX
- ISUP_SAM_RX
- ISUP_SAM_TX
- ISUP_SGM_RX
- ISUP_SGM_TX
- ISUP_SUS_RX
- ISUP_SUS_TX
- ISUP_UBA_RX
- ISUP_UBA_TX
- ISUP_UBL_RX
- ISUP_UBL_TX
- ISUP_UCIC_RX
- ISUP_UCIC_TX
- ISUP_UNEXPECT_MSG_RX
- ISUP_UNRECOG_MSG_RX
- ISUP_USR_RX
- ISUP_USR_TX
- In the Measurements chapter, INAP is obsoleted.
- Added Appendix I: ISUP Measurement Counters.
- In the Media Gateway Profile table, the token SPARE2-SUPP is used to specify network loopback test calls.
- SS7 display values have been changed to AUDIT values in the Measurement Audit Summary table. The following display values have been added:
 - AUDIT_SS7_TRUNK_STATE_SYNCED
 - AUDIT_SS7_LONG_DUR_EXCEEDED
 - AUDIT_FS_TOTAL_SIP_RESP_TMO
 - AUDIT_FS_TOTAL_SIP_NOACK_TMO
 - AUDIT_FS_TOTAL_CA_SWITCHOVER
 - AUDIT_SIP_CCB_FREED
 - AUDIT_SIP_CALL_RELEASED
 - AUDIT_SIP_BCM_CALL_RELEASED
 - AUDIT_SIP_REGCONTACT_FREED
- Added the following display values to the Measurement Billing Summary table:
 - BILLING_TOTAL_LB_TEST

- BILLING_TOTAL_INTL_OPR
 - BILLING_TOTAL_NAT_OPR
 - BILLING_TOTAL_AIRLINES
 - BILLING_TOTAL_RAILWAYS
 - BILLING_TOTAL_SVC_CODE
 - BILLING_TOTAL_INTL_WZ1
 - BILLING_TOTAL_CNA
 - BILLING_TOTAL_DA_INTER
 - BILLING_TOTAL_DA_INTL
 - BILLING_TOTAL_UAN
- Added the following display values to the Measurement Trunk Group Usage Summary table:
 - TRKGRP_EXCHANGE
 - TRKGRP_GLARE_COUNT
 - TRKGRP_LBLK_TRK_USAGE
 - TRKGRP_MAINT_TRK_USAGE
 - TRKGRP_NAME
 - TRKGRP_OOS_TRK_USAGE
 - TRKGRP_RBLK_TRK_USAGE
 - TRKGRP_TOTAL_INS_TRK
 - TRKGRP_UEQP_TRK_USAGE
- Added the display value ANM_EMG_CKT_UNAVAIL to the Announcement Measurements Summary table.
- In the Screening List Editing table the following changes were made:
 - Added the value NSA to the fname token.
 - Added tokens FORCED and LAST-CHANGED.
 - Added delete command examples using the FORCED token.
- Added the following call types:
 - Automatic number announcement (ANA)
 - InterLATA DA call (DA-INTERLATA)
 - International DA Call (DA-INTL)
 - International call within World Zone 1 (INTL-WZ1)
 - Universal Access Number (UAN)
- VACANT call type: removed default call type.
- The following changes were made to the Call Agent Configuration table in Appendix A:
 - Added the following T38 values:
 - MGCP-T38-FAX-MODE-PREF1: Not provisionable.
 - MGCP-T38-FAX-MODE-PREF2: Not provisionable.
 - MGCP-T38-FAX-MODE-PREF3: Not provisionable.

- CODEC-T38-PTIME
- T38-MAX -BIT-RATE: Not provisionable.
- T38-MAX -BUFFER-SIZE: Not provisionable.
- T38-MAX -DATAGRAM-SIZE: Not provisionable.
- The following values are obsoleted:
 - MGCP-MIN-RETRANSMIT-COUNT
 - MGCP-MAX-RETRANSMIT-COUNT
 - MGCP-PING-ATTEMPTS
 - MGCP-PING-DURATION
 - MGCP-TIMER-VAL
 - MIN-SE
 - SESSION-EXPIRES
 - DEFAULT-IVR-SCRIPT-PKG-TYPE
 - FQDN-FOR-EXTERNAL-FS
 - SCTP-IP-TOS-PRECEDENCE
- The following values were added:
 - ACCT-CODE-PROMPT-DELAY
 - ACCT-CODE-PROMPT-TIMEOUT
 - ACCT-CODE-PROMPT-TONE
 - COT-ACTIVATION-LEVEL
 - FEATURE-RECONNECT-TMR
 - EMG-SUSPEND-TMR
 - ENUM-QUERY-RESPONSE-TIMER
 - ENUM-QUERY-RETRY-COUNT
 - INACTIVE-CONN-MODE-BEFORE-ANSWER
 - MGCP-MAX-KEEPALIVE-AUEP
 - MGCP-MAX-KEEPALIVE-ICMP
 - MGCP-RTO-MAX
 - NCT-TEST-SERVICE-AFFECTING
 - NLB-TEST-SERVICE-AFFECTING
 - TEST-TRUNK-GRP-DIGITS
 - TEST-TRUNK-MEMBER-DIGITS
 - BEST-EFFORT-ON-QOS-FAIL
 - DEFAULT-OCB-PROFILE-ID
 - DEFAULT-PRIVACY-MANAGER-ID
 - DEFAULT-VOICE-MAIL-ID
 - ENCRYPTION-KEY
 - RADIUS-AUTHORIZATION-ALLOWED

- RADIUS-SERVER-ADDRESS
- WHISPER-TONE-TIMER
- SCTP-DSCP
- SIP-TIMER-PROFILE-ID
- SUB-MAX-FORWARDS
- SUB-SESSION-TIMER-ALLOWED
- SIA-REG-MAX-EXPIRES-SECS
- SIA-REG-MIN-EXPIRES-SECS
- REFER-ACCEPT-TIMER-SECS
- SESSION-EXPIRES
- REFER-ABANDON-TIMER-SECS
- MAX-SESSION-EXPIRES
- MAX-SUBSCRIPTION-LEVEL
- MGCP-T-HIST.
- RELEASE-CALL-ON-LCD-TRIGGER-FAILURE.
- The default value for SIA-REG-MIN-EXPIRES-SECS changed to 1800.
- The following types have no default values: CODEC-G722-PTIME, CODEC-G723-1A-H-PTIME, CODEC-G723-1A-L-PTIME, CODEC-G723-1-H-PTIME, CODEC-G723-1-L-PTIME, CODEC-G726-16K-PTIME, CODEC-G726-24K-PTIME, CODEC-G726-32K-PTIME, CODEC-G726-40K-PTIME, CODEC-G728-PTIME, CODEC-G729AB-PTIME, CODEC-G729B-PTIME, CODEC-G729E-PTIME, CODEC-G729-PTIME, CODEC-PCMA-PTIME, CODEC-T38-PTIME and CODEC-PCMU-PTIME.

Release 4.4.1

The following changes were made in Release 4.4.1. It is not an inclusive list.



Note

The OCB Profile and OCB K Value tables are supported in this release.

- Added TGID value to the TRUNK-SUB-GRP-TYPE token of the Softswitch Trunk Group Profile table.
- Added the token AAA-SERVER-GRP-ID to the Point of Presence table.
- For the measurement provisioning command, the ALL value for the TYPE token is obsolete.
- In the User Part Variant table, added the Q761_STANDARD value to the ID token.
- Added the tokens SEND-EARLY-BKWD-MSG and EARLY-BKWD-MSG-TMR to the Trunk Group table.
- In the H.323 Gateway to Gatekeeper table, the GK-IP-ADDR token must now be entered in dot notation: A.B.C.D.
- Added feature information for limited call duration (LCD) to Appendix B.

- Added new table Generic Transparency Descriptor (GTD) and table listing supported GTD parameters.
- Added the following new tables for IVR functionality:
 - Audio Segment
 - Audio Sequence
 - IVR Script Profile
 - Language
- The following rules were added to the Subscriber table:
 - if subscriber category=individual/pbx, mlhg-id and ctxg-id are not provisionable.
 - if subscriber category=mlhg/mlhg-individual/mlhg-pref-indiv, ctxg-id is not provisionable.
 - if subscriber category=ctxg/ctxg-individual/ctxg-tg, mlhg-id is not provisionable.
- Added the token ALARM-STATE to the Alarm Log/Event Log table.
- Added the following values for the Measurement POTS Miscellaneous Feature Server Summary table display token:
 - POTS_LCD_AUTH_ATTEMPTS
 - POTS_LCD_AUTH_SUCCESS
 - POTS_LCD_AUTH_FAIL
 - POTS_LCD_REAUTH_FAIL
 - POTS_LCD_FORCED_DISCONNECT
- In the ADM chapter, Address of Record to Subscriber (aor2sub) table, the status and control commands are obsoleted. Use the change command to control an aor2sub ID, and the show command to check the status.
- Added the token USE-PACKETCABLE-IAP to the Electronic Surveillance Server table for CALEA SII support.
- Added the following values and note to the ID token of the Activity table:
 - MEDIA-ALIVE-EM
 - MGCP-TERM
 - SS7-CIC



Note Note: Enter these values in upper case. These values are case-sensitive.

- Added note to the id token of the Activity Base table that the values are case-sensitive.
- In the Call Agent table, the token tsap-addr-sidea is now tsap-addr.
- In the Call Agent Configuration table:
 - Added example of add command.
 - Delete command is now supported
 - The tokens batch-mode-supp and batch-latency are obsoleted.
- In the Local Access and Transport Area table, the LATA id range is increased to 99999.
- In the Call Agent Profile table:

- Removed the add and change rule “cms-id cannot equal the mgc-id.”
 - Cms-id is now mandatory. Default is 99999.
 - Default for the feid token is now 33333.
 - Mgc-id is now mandatory. Default is 99999.
 - The token cms-supp is obsolete.
 - Removed the token mgc-supp.
 - Removed the token gtd-supp.
 - Removed the token es-intercept-type.
 - Added the tokens FORCED and PCMM-SUPP.
- For the cdb-billing-supp token:
- Added the token ALARM-STATUS to the Alarm or Event Log command.
- In the Softswitch Trunk Group Profile table the value for the SIPT-ISUP-VER token is no longer restricted to GR317.
- Added the following values for the Measurement POTS Miscellaneous Feature Server Summary table display token:
 - POTS_LCD_AUTH_ATTEMPTS
 - POTS_LCD_AUTH_SUCCESS
 - POTS_LCD_AUTH_FAIL
 - POTS_LCD_REAUTH_FAIL
 - POTS_LCD_FORCED_DISCONNECT
- In the ADM chapter, Address of Record to Subscriber (aor2sub) table, the status and control commands are no longer supported. Use the change command to control an aor2sub id, and the show command to check the status.
- Added the token use-packetcable-iap to the Electronic Surveillance Server table for CALEA SII support.
- Added the following values and note to the ID token of the Activity table:
 - MEDIA-ALIVE-EM
 - MGCP-TERM
 - SS7-CIC
 - Note: Enter these values in upper case. These values are case-sensitive.
- Added note to the ID token of the Activity Base table that the values are case-sensitive.
- In the Call Agent Configuration table:
 - Added example of add command.
 - Delete command is now supported
 - The tokens batch-mode-supp and batch-latency are no longer supported.
- In the Call Agent Profile table:
 - Removed the add and change rule “cms-id cannot equal the mgc-id.”
 - Cms-id is now mandatory. Default is 99999.
 - Default for the FEID token is now 33333.

- MGC-ID is now mandatory. Default is 99999.
- Removed the tokens CMS-SUPP, MGC-SUPP, GTD-SUPP and ES-INTERCEPT-TYPE.
- For the CDB-BILLING-SUPP token:
 - Added the caution: Cisco strongly recommends that you do not set both CDB-BILLING-SUPP and EM-BILLING-SUPP to Y. Attempting to generate both types of records simultaneously can significantly degrade system performance.
 - Added the note: To set both the cdb-billing-supp and em-billing-supp tokens to Y, include FORCED=Y in the command line.
- For the EM-BILLING-SUPP token:
 - Added the caution: Cisco strongly recommends that you do not set both CDB-BILLING-SUPP and EM-BILLING-SUPP to Y. Attempting to generate both types of records simultaneously can significantly degrade system performance.
 - Added the note: To set both the cdb-billing-supp and em-billing-supp tokens to Y, include FORCED=Y in the command line.
- For the FEID token:
 - Default is now 33333.
 - Amended note: This optional token becomes a mandatory token if the CMS-SUPP token, the MGC-SUPP token, or both are set to Y (yes) in Releases 4.1 and 4.2. This token is optional in Release 4.4.1 regardless of whether the CMS-SUPP token, the MGC-SUPP token, or both are set to Y (yes).
- Added new table Check Positive Values table. Moved the Check Positive Values Valid Types and Values table from Appendix A to Chapter 1.
- Added new token SEND-ALERT to the DB Usage table.
- Added the following tokens to the Trunk Group table: STATUS-MONITORING.
- Added the new token KEEPALIVE-METHOD to the Media Gateway Profile table. In Release 4.4.1, the Cisco BTS 10200 Softswitch uses the value NONE for this token to replace the mgw-monitoring flag in MGW table.
- Destination table:
 - Added new call type UAN.
 - Added new route type SCRIPT.
 - Added new token SCRIPT-ID.
- New tables:
 - Script
 - Network Element
 - GTD Parameter Values
- Cause Code Map Profile table: deleted tokens DEFAULT-STD-CAUSE-CODE and DEFAULT-ACTION.
- Measurements:
 - Added new report and clear commands for call-tools, ain-tools and pct-tools.
 - Added new types: call-tools, ain-tools, and pct-tools.
- Deleted the token MGW-MONITORING-ENABLED in the Media Gateway table.

- Added new tokens ES-SUPP and AUDIT-THRESHOLD to the Softswitch Trunk Group Profile table.
- Changed range to 0–30 seconds for the STATUS-ENQ-TIMER in the H323 Gateway table.
- TIME-TO-LIVE token moved from the H323 GW2GK table to the H323 Gateway table.
- Added the following types to the Call Agent Configuration table in Appendix A:
 - trunk-audit-interval
 - exchange-type
 - ar-announcement-response-timer-tanc
 - ar-invalid-digit-counter
 - ar-announcement-response-timeout-counter
 - ar-dn-voiceback-option
 - ar-name-voiceback-option
 - default-ivr-route-guide-id
- Added caution for no support of Telnet.
- The measurement DISPLAY tokens for ITU-Chile ISUP are not supported.
- DISPLAY token values for ETSI, Israel and Australia ISUPs are not supported.
- Added database usage tables for small, medium, large, routeserver and LNP configurations.
- Removed the delete rules for the IPSec Kerberos Old Service Keys table.
- Added expanded information for the ACC-REQ-RETRANSMIT and ACC-RSP-TIMER tokens in the Radius Profile table.
- Updated all information of all occurrences of the IKE-CS token.
- Values pertaining to the MGX8260 are no longer supported.
- Added new tokens GTD-MODE and GTD-PARMS to the Softswitch Trunk Group Profile table.

Release 4.4.0

The following changes were made in Release 4.4.0. It is not an inclusive list.

- MGP command is obsolete.
- Added new query commands: query-lnp, query-lidb and query-toll-free.
- In the Call Agent table, the token TSAP-ADDR-SIDEA is now TSAP-ADDR.
- Added the AR-ACTIVATION-LEVEL token to the Point of Presence table.
- The following changes were made to the Billing Account Address table:
 - BILLING-FILE-PREFIX token now VARCHAR(20): 1–20 (Default = bil) characters.
 - Added new token SFTP-SUPP.
- The Hardware Monitoring “change node” and “show node” commands are no longer supported.
- Removed the Call Agent Configuration token h323-max-reattempt-count from Appendix A.
- Modified descriptions of the CODEC-NEG-SUPP, MGCP-HAIRPIN-SUPP, MGCP-HAIRPIN-Z2-SUPP, and the MGCP-CONN-ID-AT- GW-SUPP tokens in the Media Gateway Profile table.
- Added change command to the Measurement Provisioning table.

- Added the following expanded information to the MGCP-DEFAULT-PKG token of the Media Gateway Profile table: “If the mgcp-variant=TGCP, the mgcp-pkg-type must be set to IT (ISUP trunk).”
- In the Call Agent Configuration table in Appendix A:
 - Changed the default values for SIA-SIG-TOS-LOWDELAY and SIA-SIG-TOS-PRECEDENCE to Y and 3.
 - Added SIP-SUB-SEND-CPG-ON-HOLD-SIGNAL, ACCT-CODE-PROMPT-DELAY, AUTH-CODE-PROMPT-DELAY, DEFAULT-OCB-PROFILE-ID.
- Added ISUP values for Israel and Australia to the ID token in the User Part Variant Base table.
- Added the token EXCHANGE-TYPE to the Signaling System 7 Q761 Trunk Group Profile table for ETSI v2 ISUP.
- Added the token EXCHANGE-TYPE to the Call Agent Configuration table in Appendix A.
- Made the following changes to the ISDN Trunk Group Profile table:
 - added new tokens T-304, T037, GENDIGIT-IE-CODESET, GENDIGIT-IE-SUPP, MAX-RESTART-COUNT, MAX-SERVICE-COUNT, OVERLAP-SENDING-SUPP, OVERLAP-RECEIVING-SUPP and GENDIGIT-TOD-INFODIGIT.
 - For the interface-type token: USER value is now valid; added value SYMMETRIC (Not Used).
- Added values to the measurement DISPLAY tokens for ISDN, ETSI, Israel and Australia.
- In the ISDN D Channel table, changed DCHAN-PORT range from 0–255 to 0–32768. Added VSXM note.
- Added Outgoing Call Barring (OCB) Profile and OCB K Value tables.
- Added token OCB-PROFILE-ID to the Point of Presence (POP) table.
- Changed N value description of the BLOCK-EAWOPIC token in the POP table from “Route to LEC” to “Route to LECOSS.”
- Added new table: Local Number Portability Profile.
- Added new appendix: ISUP Message Counters.
- The following changes were made to the Users section of the Security chapter:
 - Removed note regarding the reset password command.
 - Rephrased note regarding user prompt for password. Users connecting by SSH are not prompted to change their password upon first logging in; since SSH is now the default, users will never be prompted to change their password.
 - Added the tokens FIRST and START-TIME.
- Added new Chapter for Interactive Voice Response.

Release 4.2.1

The following changes were made in Release 4.2.1. It is not an inclusive list.

- The MGCP-CMD-SEQ-SUPP token in the MGW Profile table is not configurable.
- Added new table TIMEZONE.

Release 4.2

The following changes were made in Release 4.2. It is not an inclusive list.

- Added the following information to the Usage Guidelines section for the Subscriber Feature Data table: use Table B-1 “List of Features” to determine the correct tokens to provision features. For example, when provisioning CFU to allow forwarding to international numbers, you must provision TYPE3 and VALUE3.
- Added Release 4.2 Database Usage default section to Appendix D.
- Updated configurable parameters in Appendix A.
- Added the following tokens to the Subscriber table: H323-TERM-ID, SEND-BDN-AS-CPN and SEND-BDN-FOR-EMG.
- The following Subscriber table token definitions were modified.
 - Term-type—added H323 Term Type
 - Privacy—added USER as a privacy type
- Added the token, VIDEO-CODEC-TYPE to the Quality of Service table.
- The following new tables were added:
 - ANI Screening
 - ANI Screening Profile
 - H.323 Terminal
 - H.323 Terminal Profile
 - SIP Timer Profile
 - SIPT ISUP Version Base
 - SIPT ISUP Version Alias
- The following tokens were added to the Trunk Group table: ANI-SCREENING, ANI-SCREENING-PROFILE-ID and SEND-RDN-AS-CPN.
- The token TRUNK-SUB-GRP is provisionable for H323.
- Added new point-code-type value THAILAND to the DPC table.
- Added new point-code-type value THAILAND to the OPC table.
- The tokens H245-TUNNELING and CALL-START-MODE were deleted from the H323 Gateway table and moved to the H323 Trunk Group Profile and H323 Termination Profile tables.
- The following new tokens were added to the H323 Gateway table: STATUS-ENQ-TIMER, CODEC-NEG-TIMER, CODEC-NEG-ATTEMPTS and SOURCE-BASED-ROUTING.
- Updated display values for the ISUP summary command in the Measurements chapter with values for Thailand and ITU-HongKong.
- Updated Measurement chapter command examples to include the output-type token.
- Updated the “change ems” command regarding the ntp-server token.
- Added DB-Usage tables for Routeserver and LNP configurations for 4.2, in addition to updating Small and Medium configuration tables.
- Made the following changes to the Call Agent Configuration table in Appendix A:
 - added type H323-MAX-LOOP-COUNT

- added type DEFAULT-LNP-PROFILE-ID
- added type SUB-SESSION-TIMER-ALLOWED
- changed the default to Y for the TYPE CODEC-MOD-DURING-CALL token
- changed to-value of the type MGCP-INIT-TERMS to 5000
- changed default value for SCP-RESPONSE-TMR to 3
- In the AOR2SUB table, noted that the default for the STATUS token is OOS.
- Corrected value of the announcement timer token in the Announcement table from VARCHAR to INTEGER.
- The MGCP-CMD-SEQ-SUPP token in the Media Gateway Profile table is configurable only as N.
- The following changes were made to the Softswitch Trunk Group table:
 - The following tokens were added: USE-SIPT-ISUP-BASE and SIPT-ISUP-BASE
 - PROTOCOL-TYPE: updated SIP_T value definition.
 - Add rules no longer apply.

Release 4.1

The following changes were made in Release 4.1. It is not an inclusive list.

- Added the System Health command.
- Added Audit Circuit Identification Code command.
- Added SS7-trace command.
- In the Dial Plan Profile table, the following information was added to the NANP-DIAL-PLAN token: if this token is set to N, then the NOA token in the Dial Plan table defaults to UNKNOWN.
- The following call-types were added to the Call Type table:
 - AIRLINE
 - INTL-WZ1
 - RAILWAYS
 - SVC-CODE
 - NAT-OPR
- Chapter 26 has been renamed to Maintenance and Administration of System Component Commands.
- Returnable Status States and Success and Failure Responses sections in Chapter 26 have moved to the *Cisco BTS 10200 Operations and Maintenance Manual*.
- The PROPRIETARY-SUPP token must be set to 8 when provisioning NI2 in the ISDN Trunk Group Profile table.
- All -unsupp tokens changed to -supp.
- Added new CAUSE-CODE-TYPE values.
- Updated Subscriber table with MAC-ID.
- Changed TCPRK in CPSG table to a VARCHAR.
- Defined rules for the MGCP Retcode Action table.

- Added a new token REFER-TRIGGER to the Trigger ID table.
- Set token mgcp-cmd-seq-supply=N in MGW Profile table.
- Changed range value for MGCP-T-TRAN to 8000.
- Set token FEATURE-SERVER-SO-ON-CA-CONN-LOSS=Y.
- Added a new term-type=NONE in the Subscriber table.
- Added new FEATURE-SERVER type (HTTP) in the Feature server table. The HTTP Server is used by the SIP Phone to activate/deactivate call forwarding features.
- Now allow up to 64 digits in the Dial Plan table.
- Now allow a minimum of 3 digits and a maximum of 64 digits in the International Dial Plan table.
- Added new value=BBG for type=CC in the Feature table. The new value is used for CFVABBG.
- Updated description in the Trunk Group table DPC field.
- Ext2subscriber table is now also provisioned in the Call Agent.
- Added new token tRUNK-SUB-GRP to the Trunk Group table, which is used for SIP to identify a unique TG between two Call Agents.
- Removed tokens IPSEC-CMS-CONTROL-PORT, and IPSEC-AGGR-CONTROL-PORT from the Radius Profile table.
- Added new value NA for freq, day-of-month, day-of-week to the Activity table.
- In the Trunk Group table, traffic-type=local is now the default.
- Added mgcp-pkg-type=NA for SIP and H323 trunk groups.
- In the POP table, cnam-option=none is now the default.
- In the Special Call Type table, call-type is now a required field.
- In the CAS Trunk Group Profile table, added mf-oss-type=na as the default. Rule was also modified.
- In the MGW Profile table, added new mgw-type=unspecified as the default.
- In the QOS table, codec-type default is now PCMU.
- In the QOS table, max-dqos-auth-bandwidth=high is now the default for the default-bc token.
- Added PacketCable chapter.
- New tables:
 - ACTIVITY
 - ACTIVITY-BASE
 - AOR2SUB
 - AUTH-REALM
 - CALL-CTRL-ROUTE
 - CIPHERSUITE
 - CIPHERSUITE-PROFILE
 - DPC
 - HTTP-FEATURE-SERVER
 - IPSEC-KERBEROS
 - IPSEC-KERBEROS-KEYS

- IPSEC-POLICY
 - IPSEC-SA
 - MAC2SUB
 - MGCP-RETCODE-ACTION
 - OPC
 - ROUTING-KEY
 - SCCP-NW
 - SCCP-ROUTE
 - SCTP-ASSOC
 - SCTP-ASSOC-PROFILE
 - SERVING-DOMAIN-NAME
 - SG
 - SG-GRP
 - SGP
 - SLHR
 - SLHR-PROFILE
 - SS7-Q761-TG-PROFILE
 - STATIC-CONTACT
 - SUBSYSTEM
 - SUBSYSTEM-PROFILE
 - SUP
 - USER-AUTH
 - USER-PART-VARIANT
 - USER-PART-VARIANT-BASE
- Added SS7 CQM diagnostic command responses.
 - Removed all references to the MAC tool.
 - Added note to User section regarding necessity of provisioning new-password for new user.
 - SP-ID in the Technical Prefix Group table changed from optional to mandatory.
 - Added CHK-POS-VAL column to Appendix A.
 - Added DB-Usage tables for Small and Medium configurations for 4.1.
 - Events and Alarms:
 - In the subscribe/unsubscribe commands “level” is changed to “severity.”
 - “Number” can be any value from 1 through 200. It is no longer limited to 150.
 - “Threshold” and “throttle” cannot be used with the show command—returns the error message “invalid key(s) found.”
 - The token MGCP-PKG-TYPE was moved from the Announcement Trunk Group Profile table to the Trunk Group table.

- In the Signaling System 7 ANSI Trunk Group Profile table, for the cot-tone token, added note stating: “The Cisco BTS 10200 Softswitch does not support 2 wire side emulation in transponder COT testing.” Marked “2W-TO-2W—Tx High (2010 Hz), Rx Low (1780 Hz),” and “2W-TO-4W—Tx High (2010 Hz), Rx Low (1780 Hz),” as obsolete.
- In the Signaling System 7 Q761 Trunk Group Profile table, for the cot-tone token, added note stating: “The Cisco BTS 10200 Softswitch does not support 2 wire side emulation in transponder COT testing.” Marked “2W-TO-2W—Tx High (2010 Hz), Rx Low (1780 Hz),” and “2W-TO-4W—Tx High (2010 Hz), Rx Low (1780 Hz),” as not supported.
- Added new values and changed VARCHAR for the CAUSE-CODE-TYPE token.
- Added values for the Measurement ISUP Summary DISPLAY tokens for China ISUP.
- Softswitch Trunk Group table: changed values for redirect-supported token.
- Added Batch Data Retrieval (Paging) information and examples.
- Removed tokens: NAT-800-MSGTYPE, CAR-800-TTYPE, CAR-800-MSGTYPE, LNP-TTYPE, and CNAM-TTYPE from Appendix A.
- In the Destination table, marked the CARRIER-OPERATOR call type as “not used.”
- Added note to the Multiline Hunt Group table ID token: “When you are provisioning a multiline hunt group, add the MLHG-ID to every subscriber in the group. While the MLHG will work when the mlhg-id is added to just the main subscriber; account codes will not work unless the MLHG-ID is added to all subscribers of the MLHG.”
- Added note to the Billing chapter to state that a hyphen is not allowed in the BILLING-FILE-PREFIX token. Also removed hyphen from the example.
- In the Appendix D, Database Usage, changed the following for all medium configurations:
 - NDC 800 N 800 800 Y N N Y
 - EXCHANGE-CODE 50000 N 50000 50000 Y N N Y
 - OFFICE-CODE 50000 Y 50000 50000 Y Y N Y
- The following parameters in Appendix A are obsolete:
 - MGA-SIG-TOS-LOWDELAY
 - MGA-SIG-TOS-PRECEDENCE
 - MGA-SIG-TOS-RELIABILITY
 - MGA-SIG-TOS-THROUGHPUT
- The following changes were made to the Stream Transmission Control Protocol table:
 - Added value definitions for the DSCP token.
 - Added new rule.

Conventions

This section outlines the conventions used within this book and in the commands used to provision and maintain the Cisco BTS 10200 Softswitch.

Document

This document uses the following conventions:

- If only a single option from a list is allowed, the choices are separated by a vertical bar (|).
- Table tokens are specified as table-name::token-name syntax.
- Token names in Syntax Descriptions are in uppercase for easy scanning of information.
- The following terms are used in the table descriptions:

- Table Containment Area

The hardware component a table resides in. For example, Call Processing tables reside within the Call Agent (CA). Operations, Administration, Maintenance, and Provisioning (OAMP) tables reside in the EMS. The casual-wb-list resides in the plain old telephone service (POTS) Feature Server.

- Primary Key Token(s)

A mandatory, unique key.



Note A primary key cannot be changed—it identifies the record.

Some primary key tokens are optional. In these cases, the token does not have to be entered from the CLI, but the default value for the token is always used by the system.

- Unique Key Token(s)

Provides a unique index (secondary key).

- Foreign Key Token(s)

References tokens in foreign (other) tables. The table of the foreign key is listed in the table cell. When a token has a Foreign Key designation, validation is performed to ensure that the value of the token matches the value of that token in the referenced table.

- Mandatory tokens are proceeded by an asterisk. If an asterisk is not present, the token is optional.

- Dependencies

In some cases, information must be entered into other tables before information can be entered into a given table. Tables with these requirements have *dependencies*.

For example, you cannot add a dial plan unless a dial plan ID exists.

- SideA/SideB

Each Cisco BTS 10200 Softswitch component (Call Agent, Feature Server, Element Management System, and Bulk Data Management System) operates in redundant mode. Each component has two sides, labeled A and B, loaded on different machines during installation. You cannot change these assignments during operation. Side A is designated as “primary” and Side B as “secondary.” During normal operations, Side A is active and Side B is standby.

Notes, Cautions, Warnings, and Tips

Notes, cautions, warnings, and tips are used throughout the document where applicable.

**Note**

Means *reader take note*. Notes contain helpful suggestions or references to material not covered in the manual.

**Tip**

Means *the following information will help you solve a problem*. The tips information might not be troubleshooting or even an action, but could be useful information or information that might save time.

**Caution**

Means *reader be careful*. In this situation, you might do something that could result in equipment damage or loss of data.

**Warning****IMPORTANT SAFETY INSTRUCTIONS**

This warning symbol means danger. You are in a situation that could cause bodily injury. Before you work on any equipment, be aware of the hazards involved with electrical circuitry and be familiar with standard practices for preventing accidents. To see translations of the warnings that appear in this publication, see the translated safety warnings that accompanied this device.

Note: SAVE THESE INSTRUCTIONS

Note: This documentation is to be used in conjunction with the specific product installation guide that shipped with the product. See the Installation Guide, Configuration Guide, or other enclosed additional documentation for further details.

Command Structure

The following conventions apply to the commands:

- All commands start with a verb.
- A noun immediately follows the verb if appropriate.
- All primary keys must be specified in add, change, or delete commands.
- A primary key cannot be changed—it identifies the record.
- All parameters must be specified in a “token-name=value” pair. However, when a parameter (token) is referenced by another table, a full table-name qualifier is required. For example, in the Local Service Area table, the token is ID; but, because the table is referenced by the LSA Profile table, the command is entered as `lsa-id`. Likewise, the token is also specified as `lsa-id` when used in the LSA Profile table.
- Each value is terminated by a semicolon.
- A token can contain several values separated by commas.
- All token names, command verbs, and command nouns are case insensitive.
- All values entered after the equal sign (=) in a command are case sensitive.

**Caution**

You must enter system component names in the case in which they were originally added to the system. For example, if a Call Agent ID was entered in lowercase (ca146), you must always enter it in lowercase. If it was entered in uppercase (CA146), you must always enter it in uppercase or you will get an error message.

Likewise, feature tokens are always entered in uppercase, or you will receive the message “*Reply: Database is void of entries.*” For example, enter AC_ACT, not ac_act.

- White space is allowed in a value field if the value type is an ASCII character string.
- Any alphanumeric character and spaces can be used in specified values.
 - All fields that are alphanumeric characters by definition are stored in string form in the database.
 - If a token has a default value, the value is considered optional when entering a command. However, the token itself can be required, but its default value is automatically entered into the system.
 - Optional fields can become *required* based on the provisioning of another token. For example, in the Destination table, carrier-id (optional) becomes required if route-type=Carrier.
 - All fields that represent digit strings are entered and displayed in the proper dial plan format with a dash (-) but only the numeric characters are stored in the database. The international dial-plan digits should not contain dashes.
 - All dashes (-) in the token fields are converted to underscores (_) when they are stored in the database.

**Caution**

Exception—you must type feature tokens with an underscore (_) or you will receive the message “*Reply: Database is void of entries.*” For example, enter AC_ACT, not AC-ACT.

Ciscouser

The “ciscouser” login is a high-level security login for TAC and other Cisco BTS 10200 Softswitch support personnel that restricts access to certain commands. Anyone else trying to execute such commands receives an error message.

User and Command Privilege Levels

The system administrator assigns a User Privilege Level (UPL) to a user's login. There are 10 levels, 1 to 10, with 10 being the highest (system administrator level). Similarly, each command has a Command Privilege Level (CPL), 1 to 10, associated with it. A user must have a UPL equal to or higher than the command's CPL to use that command. The system will deny users with UPLs lower than the CPL. The system administrator can change a user's UPL as well as the CPL of any command. The default Security CPL values are:

Table 2 *Noun/Verb Command Default Security Privilege Levels*

| Noun | Verb | Default Security Level |
|------------------|-------------|-------------------------------|
| aaa-server-grp | add | 8 |
| aaa-server-grp | audit | 8 |
| aaa-server-grp | change | 5 |
| aaa-server-grp | delete | 8 |
| aaa-server-grp | help | 1 |
| aaa-server-grp | show | 2 |
| activity | add | 8 |
| activity | audit | 8 |
| activity | change | 5 |
| activity | delete | 8 |
| activity | help | 1 |
| activity | show | 2 |
| activity-base | help | 1 |
| activity-base | show | 2 |
| activity-summary | report | 3 |
| aggr | add | 8 |
| aggr | audit | 8 |
| aggr | change | 8 |
| aggr | delete | 8 |
| aggr | help | 1 |
| aggr | show | 2 |
| aggr | status | 8 |
| alarm | ack | 7 |
| alarm | clear | 7 |
| alarm | help | 1 |
| alarm | show | 2 |
| alarm-log | help | 1 |
| alarm-log | show | 3 |
| alarm-report | help | 1 |
| alarm-report | subscribe | 3 |
| alarm-report | unsubscribe | 3 |
| all-ss7-cics | audit | 2 |
| all-ss7-cics | help | 1 |
| ancement | add | 8 |
| ancement | audit | 8 |
| ancement | change | 5 |

Table 2 *Noun/Verb Command Default Security Privilege Levels (continued)*

| Noun | Verb | Default Security Level |
|-----------------------|-------------|-------------------------------|
| ancement | delete | 8 |
| ancement | help | 1 |
| ancement | show | 2 |
| ani | add | 8 |
| ani | audit | 8 |
| ani | change | 5 |
| ani | delete | 8 |
| ani | help | 1 |
| ani | show | 2 |
| ani-screening | add | 8 |
| ani-screening | audit | 8 |
| ani-screening | change | 5 |
| ani-screening | delete | 8 |
| ani-screening | help | 1 |
| ani-screening | show | 2 |
| ani-screening-profile | add | 8 |
| ani-screening-profile | audit | 8 |
| ani-screening-profile | change | 5 |
| ani-screening-profile | delete | 8 |
| ani-screening-profile | help | 1 |
| ani-screening-profile | show | 2 |
| ani-wb-list | add | 8 |
| ani-wb-list | audit | 8 |
| ani-wb-list | delete | 8 |
| ani-wb-list | help | 1 |
| ani-wb-list | show | 2 |
| annc | add | 8 |
| annc | audit | 8 |
| annc | change | 5 |
| annc | delete | 8 |
| annc | help | 1 |
| annc | show | 2 |
| annc-tg-profile | add | 8 |
| annc-tg-profile | audit | 8 |
| annc-tg-profile | change | 8 |
| annc-tg-profile | delete | 8 |

Table 2 *Noun/Verb Command Default Security Privilege Levels (continued)*

| Noun | Verb | Default Security Level |
|------------------------|-------------|-------------------------------|
| annc-tg-profile | help | 1 |
| annc-tg-profile | show | 2 |
| annc-trunk | add | 6 |
| annc-trunk | audit | 6 |
| annc-trunk | change | 6 |
| annc-trunk | delete | 6 |
| annc-trunk | help | 1 |
| annc-trunk | show | 2 |
| annc-trunk-termination | diag | 2 |
| annc-trunk-termination | help | 1 |
| aor2sub | audit | 8 |
| aor2sub | change | 8 |
| aor2sub | help | 1 |
| aor2sub | show | 2 |
| application | change | 1 |
| application | control | 1 |
| application | help | 1 |
| application | show | 1 |
| application | status | 1 |
| app-server | add | 8 |
| app-server | audit | 8 |
| app-server | change | 5 |
| app-server | delete | 8 |
| app-server | help | 1 |
| app-server | show | 2 |
| audio-segment | add | 8 |
| audio-segment | audit | 8 |
| audio-segment | change | 5 |
| audio-segment | delete | 8 |
| audio-segment | help | 1 |
| audio-segment | show | 2 |
| audio-seq | add | 8 |
| audio-seq | audit | 8 |
| audio-seq | change | 5 |
| audio-seq | delete | 8 |
| audio-seq | help | 1 |

Table 2 *Noun/Verb Command Default Security Privilege Levels (continued)*

| Noun | Verb | Default Security Level |
|-------------------|-------------|-------------------------------|
| audio-seq | show | 2 |
| auth-code | add | 8 |
| auth-code | audit | 8 |
| auth-code | change | 5 |
| auth-code | delete | 8 |
| auth-code | help | 1 |
| auth-code | show | 2 |
| auth-code-grp | add | 8 |
| auth-code-grp | audit | 8 |
| auth-code-grp | change | 5 |
| auth-code-grp | delete | 8 |
| auth-code-grp | help | 1 |
| auth-code-grp | show | 2 |
| auth-realm | add | 8 |
| auth-realm | audit | 8 |
| auth-realm | change | 5 |
| auth-realm | delete | 8 |
| auth-realm | help | 1 |
| auth-realm | show | 2 |
| backhaul-set | add | 8 |
| backhaul-set | audit | 8 |
| backhaul-set | change | 5 |
| backhaul-set | delete | 8 |
| backhaul-set | help | 1 |
| backhaul-set | show | 2 |
| bdms | control | 1 |
| bdms | help | 1 |
| bdms | status | 1 |
| billing-acct-addr | change | 9 |
| billing-acct-addr | help | 1 |
| billing-acct-addr | show | 2 |
| billing-alarm | change | 5 |
| billing-alarm | help | 1 |
| billing-alarm | show | 2 |
| billing-cdb | change | 5 |
| billing-cdb | help | 1 |

Table 2 *Noun/Verb Command Default Security Privilege Levels (continued)*

| Noun | Verb | Default Security Level |
|------------------------|-------------|-------------------------------|
| billing-cdb | show | 2 |
| billing-file | help | 1 |
| billing-file | report | 6 |
| billing-record | help | 1 |
| billing-record | report | 6 |
| ca-config | add | 8 |
| ca-config | audit | 8 |
| ca-config | change | 8 |
| ca-config | delete | 8 |
| ca-config | help | 1 |
| ca-config | show | 2 |
| ca-config-base | help | 1 |
| ca-config-base | show | 2 |
| ca-config-base-pos-val | help | 1 |
| ca-config-base-pos-val | show | 2 |
| call-agent | add | 8 |
| call-agent | audit | 6 |
| call-agent | change | 5 |
| call-agent | control | 6 |
| call-agent | delete | 8 |
| call-agent | get-trace | 2 |
| call-agent | help | 1 |
| call-agent | set-trace | 6 |
| call-agent | show | 2 |
| call-agent | status | 2 |
| call-agent-profile | add | 8 |
| call-agent-profile | audit | 8 |
| call-agent-profile | change | 5 |
| call-agent-profile | delete | 8 |
| call-agent-profile | help | 1 |
| call-agent-profile | show | 2 |
| call-ctrl-route | add | 6 |
| call-ctrl-route | audit | 6 |
| call-ctrl-route | change | 6 |
| call-ctrl-route | delete | 6 |
| call-ctrl-route | help | 1 |

Table 2 *Noun/Verb Command Default Security Privilege Levels (continued)*

| Noun | Verb | Default Security Level |
|-----------------------|-------------|-------------------------------|
| call-ctrl-route | show | 3 |
| call-subtype | help | 1 |
| call-subtype | show | 2 |
| call-trace | help | 1 |
| call-trace | query | 2 |
| call-trace-summary | help | 1 |
| call-trace-summary | report | 3 |
| call-type | help | 1 |
| call-type | show | 2 |
| call-type-profile | add | 8 |
| call-type-profile | audit | 8 |
| call-type-profile | change | 8 |
| call-type-profile | delete | 8 |
| call-type-profile | help | 1 |
| call-type-profile | show | 2 |
| carrier | add | 8 |
| carrier | audit | 8 |
| carrier | change | 5 |
| carrier | delete | 8 |
| carrier | help | 1 |
| carrier | show | 2 |
| cas-tg-profile | add | 8 |
| cas-tg-profile | audit | 8 |
| cas-tg-profile | change | 5 |
| cas-tg-profile | delete | 8 |
| cas-tg-profile | help | 1 |
| cas-tg-profile | show | 2 |
| cas-trunk-termination | diag | 2 |
| cas-trunk-termination | help | 1 |
| casual-wb-list | add | 8 |
| casual-wb-list | audit | 8 |
| casual-wb-list | delete | 8 |
| casual-wb-list | help | 1 |
| casual-wb-list | show | 2 |
| cause-code-map | add | 8 |
| cause-code-map | audit | 8 |

Table 2 *Noun/Verb Command Default Security Privilege Levels (continued)*

| Noun | Verb | Default Security Level |
|------------------------|-------------|-------------------------------|
| cause-code-map | change | 5 |
| cause-code-map | delete | 8 |
| cause-code-map | help | 1 |
| cause-code-map | show | 2 |
| cause-code-map-profile | add | 8 |
| cause-code-map-profile | audit | 8 |
| cause-code-map-profile | change | 5 |
| cause-code-map-profile | delete | 8 |
| cause-code-map-profile | help | 1 |
| cause-code-map-profile | show | 2 |
| centrex-grp | add | 8 |
| centrex-grp | audit | 8 |
| centrex-grp | change | 5 |
| centrex-grp | delete | 8 |
| centrex-grp | help | 1 |
| centrex-grp | show | 2 |
| changed-number | add | 8 |
| changed-number | audit | 8 |
| changed-number | change | 8 |
| changed-number | delete | 8 |
| changed-number | help | 1 |
| changed-number | show | 2 |
| ciphersuite | add | 8 |
| ciphersuite | audit | 8 |
| ciphersuite | change | 8 |
| ciphersuite | delete | 8 |
| ciphersuite | help | 1 |
| ciphersuite | show | 2 |
| ciphersuite-profile | add | 8 |
| ciphersuite-profile | audit | 8 |
| ciphersuite-profile | change | 8 |
| ciphersuite-profile | delete | 8 |
| ciphersuite-profile | help | 1 |
| ciphersuite-profile | show | 2 |
| circuit-code | add | 8 |
| circuit-code | audit | 8 |

Table 2 *Noun/Verb Command Default Security Privilege Levels (continued)*

| Noun | Verb | Default Security Level |
|---------------|-------------|-------------------------------|
| circuit-code | change | 8 |
| circuit-code | delete | 8 |
| circuit-code | help | 1 |
| circuit-code | show | 2 |
| clli-code | add | 8 |
| clli-code | change | 5 |
| clli-code | delete | 8 |
| clli-code | help | 1 |
| clli-code | show | 2 |
| cmdpar | add | 10 |
| cmdpar | change | 10 |
| cmdpar | delete | 10 |
| cmdpar | show | 10 |
| cmdtab | add | 10 |
| cmdtab | change | 10 |
| cmdtab | delete | 10 |
| cmdtab | show | 10 |
| command-alias | add | 10 |
| command-alias | delete | 10 |
| command-alias | show | 10 |
| command-level | change | 8 |
| command-level | help | 1 |
| command-level | show | 2 |
| command-table | change | 10 |
| command-table | help | 3 |
| command-table | reset | 10 |
| command-table | show | 3 |
| cos-restrict | add | 8 |
| cos-restrict | audit | 8 |
| cos-restrict | change | 5 |
| cos-restrict | delete | 8 |
| cos-restrict | help | 1 |
| cos-restrict | show | 2 |
| cpsg | add | 8 |
| cpsg | audit | 8 |
| cpsg | change | 8 |

Table 2 *Noun/Verb Command Default Security Privilege Levels (continued)*

| Noun | Verb | Default Security Level |
|--------------------------|-------------|-------------------------------|
| cpsg | delete | 8 |
| cpsg | help | 1 |
| cpsg | show | 2 |
| ctxg | add | 8 |
| ctxg | audit | 8 |
| ctxg | change | 5 |
| ctxg | delete | 8 |
| ctxg | help | 1 |
| ctxg | show | 2 |
| cust-grp | add | 8 |
| cust-grp | audit | 8 |
| cust-grp | change | 5 |
| cust-grp | delete | 8 |
| cust-grp | help | 1 |
| cust-grp | show | 2 |
| custom-dial-plan | add | 8 |
| custom-dial-plan | audit | 8 |
| custom-dial-plan | change | 5 |
| custom-dial-plan | delete | 8 |
| custom-dial-plan | help | 1 |
| custom-dial-plan | show | 2 |
| custom-dial-plan-profile | add | 8 |
| custom-dial-plan-profile | change | 5 |
| custom-dial-plan-profile | delete | 8 |
| custom-dial-plan-profile | help | 1 |
| custom-dial-plan-profile | show | 2 |
| database | audit | 10 |
| database | download | 10 |
| database | help | 1 |
| db-license | add | 10 |
| db-license | change | 10 |
| db-license | delete | 10 |
| db-license | show | 10 |
| db-route | show | 10 |
| db-size | add | 10 |
| db-size | change | 10 |

Table 2 *Noun/Verb Command Default Security Privilege Levels (continued)*

| Noun | Verb | Default Security Level |
|-------------------|-------------|-------------------------------|
| db-size | delete | 10 |
| db-size | show | 10 |
| db-usage | change | 6 |
| db-usage | help | 1 |
| db-usage | show | 2 |
| debug-report | help | 1 |
| debug-report | subscribe | 3 |
| debug-report | unsubscribe | 3 |
| destination | add | 6 |
| destination | audit | 6 |
| destination | change | 6 |
| destination | delete | 6 |
| destination | help | 1 |
| destination | show | 3 |
| dial-plan | add | 8 |
| dial-plan | audit | 8 |
| dial-plan | change | 5 |
| dial-plan | delete | 8 |
| dial-plan | help | 1 |
| dial-plan | show | 2 |
| dial-plan-profile | add | 8 |
| dial-plan-profile | audit | 8 |
| dial-plan-profile | change | 5 |
| dial-plan-profile | delete | 8 |
| dial-plan-profile | help | 1 |
| dial-plan-profile | show | 2 |
| digit-map | add | 8 |
| digit-map | audit | 8 |
| digit-map | change | 5 |
| digit-map | delete | 8 |
| digit-map | help | 1 |
| digit-map | show | 2 |
| digman | add | 8 |
| digman | audit | 8 |
| digman | change | 8 |
| digman | delete | 8 |

Table 2 *Noun/Verb Command Default Security Privilege Levels (continued)*

| Noun | Verb | Default Security Level |
|----------------|-------------|-------------------------------|
| digman | help | 1 |
| digman | show | 2 |
| digman-profile | add | 8 |
| digman-profile | audit | 8 |
| digman-profile | change | 8 |
| digman-profile | delete | 8 |
| digman-profile | help | 1 |
| digman-profile | show | 2 |
| dn2cust-grp | add | 8 |
| dn2cust-grp | audit | 8 |
| dn2cust-grp | change | 5 |
| dn2cust-grp | delete | 8 |
| dn2cust-grp | help | 1 |
| dn2cust-grp | show | 2 |
| dn2gn | add | 8 |
| dn2gn | audit | 8 |
| dn2gn | change | 8 |
| dn2gn | delete | 8 |
| dn2gn | help | 1 |
| dn2gn | show | 2 |
| dn2rn | add | 8 |
| dn2rn | audit | 8 |
| dn2rn | change | 8 |
| dn2rn | delete | 8 |
| dn2rn | help | 1 |
| dn2rn | show | 2 |
| dn2subscriber | add | 5 |
| dn2subscriber | audit | 5 |
| dn2subscriber | change | 5 |
| dn2subscriber | delete | 5 |
| dn2subscriber | help | 1 |
| dn2subscriber | show | 2 |
| dn-feat-list | help | 1 |
| dn-feat-list | show | 2 |
| dn-line-feat | show | 2 |
| dn-sd-list | help | 1 |

Table 2 *Noun/Verb Command Default Security Privilege Levels (continued)*

| Noun | Verb | Default Security Level |
|-----------------------|-------------|-------------------------------|
| dn-sd-list | show | 2 |
| dn-summary | help | 1 |
| dn-summary | report | 6 |
| dpc | add | 6 |
| dpc | audit | 6 |
| dpc | change | 6 |
| dpc | delete | 6 |
| dpc | help | 1 |
| dpc | show | 3 |
| dpc | status | 2 |
| dsl | add | 8 |
| dsl | audit | 8 |
| dsl | delete | 8 |
| dsl | help | 1 |
| dsl | show | 2 |
| element-manager | control | 1 |
| element-manager | help | 1 |
| element-manager | status | 1 |
| emergency-number-list | add | 8 |
| emergency-number-list | audit | 8 |
| emergency-number-list | change | 5 |
| emergency-number-list | delete | 8 |
| emergency-number-list | help | 1 |
| emergency-number-list | show | 2 |
| ems | add | 1 |
| ems | change | 1 |
| ems | help | 1 |
| ems | show | 1 |
| ess | add | 10 |
| ess | audit | 10 |
| ess | change | 10 |
| ess | delete | 10 |
| ess | help | 1 |
| ess | show | 10 |
| event-log | help | 1 |
| event-log | show | 3 |

Table 2 *Noun/Verb Command Default Security Privilege Levels (continued)*

| Noun | Verb | Default Security Level |
|-----------------------------|-------------|-------------------------------|
| event-prov | change | 5 |
| event-prov | help | 1 |
| event-prov | show | 2 |
| event-queue | add | 1 |
| event-queue | delete | 1 |
| event-queue | help | 1 |
| event-queue | show | 1 |
| event-report | help | 1 |
| event-report | subscribe | 3 |
| event-report | unsubscribe | 3 |
| exchange-code | add | 8 |
| exchange-code | audit | 8 |
| exchange-code | delete | 8 |
| exchange-code | help | 1 |
| exchange-code | show | 2 |
| ext2subscriber | add | 8 |
| ext2subscriber | audit | 8 |
| ext2subscriber | change | 5 |
| ext2subscriber | delete | 8 |
| ext2subscriber | help | 1 |
| ext2subscriber | show | 2 |
| feature | add | 6 |
| feature | audit | 8 |
| feature | change | 6 |
| feature | delete | 6 |
| feature | help | 1 |
| feature | show | 3 |
| feature-config | add | 8 |
| feature-config | audit | 8 |
| feature-config | change | 8 |
| feature-config | delete | 8 |
| feature-config | help | 1 |
| feature-config | show | 2 |
| feature-config-base | help | 1 |
| feature-config-base | show | 2 |
| feature-config-base-pos-val | help | 1 |

Table 2 *Noun/Verb Command Default Security Privilege Levels (continued)*

| Noun | Verb | Default Security Level |
|-----------------------------|-----------|------------------------|
| feature-config-base-pos-val | show | 2 |
| feature-profile-base | help | 1 |
| feature-profile-base | show | 2 |
| feature-server | add | 8 |
| feature-server | audit | 8 |
| feature-server | change | 5 |
| feature-server | control | 6 |
| feature-server | delete | 8 |
| feature-server | get-trace | 2 |
| feature-server | help | 1 |
| feature-server | set-trace | 6 |
| feature-server | show | 2 |
| feature-server | status | 2 |
| fs-audit-profile | add | 8 |
| fs-audit-profile | audit | 8 |
| fs-audit-profile | change | 5 |
| fs-audit-profile | delete | 8 |
| fs-audit-profile | help | 1 |
| fs-audit-profile | show | 2 |
| gtd-parm-values | help | 1 |
| gtd-parm-values | show | 3 |
| h323-gw | add | 8 |
| h323-gw | audit | 8 |
| h323-gw | change | 5 |
| h323-gw | control | 6 |
| h323-gw | delete | 8 |
| h323-gw | help | 1 |
| h323-gw | reset | 2 |
| h323-gw | show | 2 |
| h323-gw | status | 2 |
| h323-gw2gk | add | 8 |
| h323-gw2gk | audit | 8 |
| h323-gw2gk | change | 5 |
| h323-gw2gk | delete | 8 |
| h323-gw2gk | help | 1 |
| h323-gw2gk | show | 2 |

Table 2 *Noun/Verb Command Default Security Privilege Levels (continued)*

| Noun | Verb | Default Security Level |
|---------------------|-------------|-------------------------------|
| h323-term | add | 8 |
| h323-term | audit | 8 |
| h323-term | change | 5 |
| h323-term | delete | 8 |
| h323-term | help | 1 |
| h323-term | show | 2 |
| h323-term-profile | add | 8 |
| h323-term-profile | audit | 8 |
| h323-term-profile | change | 5 |
| h323-term-profile | delete | 8 |
| h323-term-profile | help | 1 |
| h323-term-profile | show | 2 |
| h323-tg-profile | add | 8 |
| h323-tg-profile | audit | 8 |
| h323-tg-profile | change | 5 |
| h323-tg-profile | delete | 8 |
| h323-tg-profile | help | 1 |
| h323-tg-profile | show | 2 |
| help | help | 3 |
| hg-dn-find | help | 1 |
| hg-dn-find | show | 2 |
| hg-dn-list | help | 1 |
| hg-dn-list | show | 2 |
| hg-sequence | help | 1 |
| hg-sequence | show | 2 |
| history | help | 3 |
| history | report | 3 |
| history | show | 3 |
| http-feature-server | add | 8 |
| http-feature-server | audit | 8 |
| http-feature-server | change | 5 |
| http-feature-server | delete | 8 |
| http-feature-server | help | 1 |
| http-feature-server | show | 2 |
| ii-restrict-list | add | 8 |
| ii-restrict-list | audit | 8 |

Table 2 *Noun/Verb Command Default Security Privilege Levels (continued)*

| Noun | Verb | Default Security Level |
|------------------------|-------------|-------------------------------|
| ii-restrict-list | delete | 8 |
| ii-restrict-list | help | 1 |
| ii-restrict-list | show | 2 |
| ii-wb-list | add | 8 |
| ii-wb-list | audit | 8 |
| ii-wb-list | change | 8 |
| ii-wb-list | delete | 8 |
| ii-wb-list | help | 1 |
| ii-wb-list | show | 6 |
| intl-dial-plan | add | 6 |
| intl-dial-plan | audit | 6 |
| intl-dial-plan | change | 6 |
| intl-dial-plan | delete | 6 |
| intl-dial-plan | help | 6 |
| intl-dial-plan | show | 6 |
| intl-dial-plan-profile | add | 8 |
| intl-dial-plan-profile | audit | 8 |
| intl-dial-plan-profile | change | 5 |
| intl-dial-plan-profile | delete | 8 |
| intl-dial-plan-profile | help | 1 |
| intl-dial-plan-profile | show | 2 |
| intl-wb-list | add | 8 |
| intl-wb-list | audit | 8 |
| intl-wb-list | delete | 8 |
| intl-wb-list | help | 1 |
| intl-wb-list | show | 2 |
| ipsec-kerberos | add | 8 |
| ipsec-kerberos | audit | 8 |
| ipsec-kerberos | change | 8 |
| ipsec-kerberos | delete | 8 |
| ipsec-kerberos | help | 1 |
| ipsec-kerberos | show | 2 |
| ipsec-kerberos-keys | audit | 8 |
| ipsec-kerberos-keys | delete | 8 |
| ipsec-kerberos-keys | help | 1 |
| ipsec-kerberos-keys | show | 2 |

Table 2 *Noun/Verb Command Default Security Privilege Levels (continued)*

| Noun | Verb | Default Security Level |
|------------------------|-------------|-------------------------------|
| ipsec-policy | add | 8 |
| ipsec-policy | audit | 8 |
| ipsec-policy | delete | 8 |
| ipsec-policy | help | 1 |
| ipsec-policy | show | 2 |
| ipsec-sa | add | 8 |
| ipsec-sa | audit | 8 |
| ipsec-sa | change | 8 |
| ipsec-sa | delete | 8 |
| ipsec-sa | help | 1 |
| ipsec-sa | show | 2 |
| isdn-bchan | audit | 8 |
| isdn-bchan | help | 1 |
| isdn-bchan | show | 2 |
| isdn-dchan | add | 8 |
| isdn-dchan | audit | 8 |
| isdn-dchan | change | 5 |
| isdn-dchan | control | 2 |
| isdn-dchan | delete | 8 |
| isdn-dchan | help | 1 |
| isdn-dchan | show | 2 |
| isdn-intf | add | 8 |
| isdn-intf | audit | 8 |
| isdn-intf | delete | 8 |
| isdn-intf | help | 1 |
| isdn-intf | show | 2 |
| isdn-tg-profile | add | 8 |
| isdn-tg-profile | audit | 8 |
| isdn-tg-profile | change | 5 |
| isdn-tg-profile | delete | 8 |
| isdn-tg-profile | help | 1 |
| isdn-tg-profile | show | 2 |
| isdn-trunk-termination | diag | 2 |
| isdn-trunk-termination | help | 1 |
| ivr-script-profile | add | 8 |
| ivr-script-profile | audit | 8 |

Table 2 *Noun/Verb Command Default Security Privilege Levels (continued)*

| Noun | Verb | Default Security Level |
|--------------------|-------------|-------------------------------|
| ivr-script-profile | change | 5 |
| ivr-script-profile | delete | 8 |
| ivr-script-profile | help | 1 |
| ivr-script-profile | show | 2 |
| language | add | 8 |
| language | change | 5 |
| language | delete | 8 |
| language | help | 1 |
| language | show | 2 |
| lata | add | 8 |
| lata | audit | 8 |
| lata | change | 5 |
| lata | delete | 8 |
| lata | help | 1 |
| lata | show | 2 |
| lata-map | add | 8 |
| lata-map | audit | 8 |
| lata-map | delete | 8 |
| lata-map | help | 1 |
| lata-map | show | 2 |
| lids | help | 1 |
| lids | query | 2 |
| line | help | 1 |
| line | translate | 2 |
| lnp | help | 1 |
| lnp | query | 2 |
| lnp-profile | add | 8 |
| lnp-profile | audit | 8 |
| lnp-profile | change | 8 |
| lnp-profile | delete | 8 |
| lnp-profile | help | 1 |
| lnp-profile | show | 2 |
| lsa | add | 6 |
| lsa | audit | 6 |
| lsa | delete | 6 |
| lsa | help | 6 |

Table 2 *Noun/Verb Command Default Security Privilege Levels (continued)*

| Noun | Verb | Default Security Level |
|-------------------------------|-------------|-------------------------------|
| lsa | show | 6 |
| lsa-profile | add | 6 |
| lsa-profile | change | 6 |
| lsa-profile | delete | 6 |
| lsa-profile | help | 1 |
| lsa-profile | show | 2 |
| mac2sub | add | 8 |
| mac2sub | audit | 8 |
| mac2sub | change | 5 |
| mac2sub | delete | 8 |
| mac2sub | help | 1 |
| mac2sub | show | 2 |
| macro | add | 6 |
| macro | change | 6 |
| macro | delete | 6 |
| macro | help | 1 |
| macro | macro | 6 |
| macro | show | 6 |
| measurement-ainsvc-summary | clear | 9 |
| measurement-ainsvc-summary | help | 1 |
| measurement-ainsvc-summary | report | 2 |
| measurement-ainsvc-summary | show | 2 |
| measurement-ain-tools-summary | clear | 9 |
| measurement-ain-tools-summary | help | 1 |
| measurement-ain-tools-summary | report | 2 |
| measurement-ain-tools-summary | show | 2 |
| measurement-anm-summary | clear | 9 |
| measurement-anm-summary | help | 1 |
| measurement-anm-summary | report | 6 |
| measurement-anm-summary | show | 2 |
| measurement-audit-summary | clear | 9 |
| measurement-audit-summary | help | 1 |
| measurement-audit-summary | report | 2 |
| measurement-audit-summary | show | 2 |
| measurement-billing-summary | clear | 9 |
| measurement-billing-summary | help | 1 |

Table 2 *Noun/Verb Command Default Security Privilege Levels (continued)*

| Noun | Verb | Default Security Level |
|---------------------------------|--------|------------------------|
| measurement-billing-summary | report | 6 |
| measurement-billing-summary | show | 6 |
| measurement-callp-summary | clear | 9 |
| measurement-callp-summary | help | 1 |
| measurement-callp-summary | report | 2 |
| measurement-callp-summary | show | 2 |
| measurement-call-tools-summary1 | help | |
| measurement-call-tools-summary2 | report | |
| measurement-call-tools-summary2 | show | |
| measurement-call-tools-summary9 | clear | |
| measurement-dqos-summary | help | 1 |
| measurement-dqos-summary | report | 2 |
| measurement-dqos-summary | show | 2 |
| measurement-em-summary | clear | 9 |
| measurement-em-summary | help | 1 |
| measurement-em-summary | report | 2 |
| measurement-em-summary | show | 2 |
| measurement-h323-summary | clear | 9 |
| measurement-h323-summary | help | 1 |
| measurement-h323-summary | report | 6 |
| measurement-h323-summary | show | 6 |
| measurement-isdn-summary | clear | 9 |
| measurement-isdn-summary | help | 1 |
| measurement-isdn-summary | report | 2 |
| measurement-isdn-summary | show | 2 |
| measurement-isup-summary | help | 1 |
| measurement-isup-summary | report | 2 |
| measurement-isup-summary | show | 2 |
| measurement-m3ua-summary | help | 1 |
| measurement-m3ua-summary | report | 2 |
| measurement-m3ua-summary | show | 2 |
| measurement-mgcp-summary | clear | 9 |
| measurement-mgcp-summary | help | 1 |
| measurement-mgcp-summary | report | 6 |
| measurement-mgcp-summary | show | 2 |
| measurement-pct-tools-summary | clear | 9 |

Table 2 *Noun/Verb Command Default Security Privilege Levels (continued)*

| Noun | Verb | Default Security Level |
|---------------------------------|-------------|-------------------------------|
| measurement-pct-tools-summary | help | 1 |
| measurement-pct-tools-summary | report | 2 |
| measurement-pct-tools-summary | show | 2 |
| measurement-pots-acar-summary | clear | 9 |
| measurement-pots-acar-summary | help | 1 |
| measurement-pots-acar-summary | report | 2 |
| measurement-pots-acar-summary | show | 2 |
| measurement-pots-cos-summary | clear | 9 |
| measurement-pots-cos-summary | help | 1 |
| measurement-pots-cos-summary | report | 2 |
| measurement-pots-cos-summary | show | 2 |
| measurement-pots-cot-summary | clear | 9 |
| measurement-pots-cot-summary | help | 1 |
| measurement-pots-cot-summary | report | 2 |
| measurement-pots-cot-summary | show | 2 |
| measurement-pots-local-summary1 | help | 1 |
| measurement-pots-local-summary2 | report | 2 |
| measurement-pots-local-summary2 | show | 2 |
| measurement-pots-local-summary9 | clear | 9 |
| measurement-pots-misc-summary | clear | 9 |
| measurement-pots-misc-summary | help | 1 |
| measurement-pots-misc-summary | report | 2 |
| measurement-pots-misc-summary | show | 2 |
| measurement-pots-sle-summary | clear | 9 |
| measurement-pots-sle-summary | help | 1 |
| measurement-pots-sle-summary | report | 2 |
| measurement-pots-sle-summary | show | 2 |
| measurement-prov | change | 5 |
| measurement-prov | help | 1 |
| measurement-prov | show | 2 |
| measurement-sctp-summary | help | 1 |
| measurement-sctp-summary | report | 2 |
| measurement-sctp-summary | show | 2 |
| measurement-sia-summary | clear | 9 |
| measurement-sia-summary | help | 1 |
| measurement-sia-summary | report | 6 |

Table 2 *Noun/Verb Command Default Security Privilege Levels (continued)*

| Noun | Verb | Default Security Level |
|------------------------------|-------------|-------------------------------|
| measurement-sia-summary | show | 2 |
| measurement-sim-summary | clear | 9 |
| measurement-sim-summary | help | 1 |
| measurement-sim-summary | report | 1 |
| measurement-sim-summary | show | 2 |
| measurement-snmp-summary | clear | 9 |
| measurement-snmp-summary | help | 1 |
| measurement-snmp-summary | report | 6 |
| measurement-snmp-summary | show | 2 |
| measurement-sua-summary | help | 1 |
| measurement-sua-summary | report | 2 |
| measurement-sua-summary | show | 2 |
| measurement-tcap-summary | clear | 9 |
| measurement-tcap-summary | help | 1 |
| measurement-tcap-summary | report | 2 |
| measurement-tcap-summary | show | 2 |
| measurement-tg-usage-summary | help | 1 |
| measurement-tg-usage-summary | report | 6 |
| measurement-tg-usage-summary | show | 2 |
| mgcp-retcode-action | add | 8 |
| mgcp-retcode-action | audit | 8 |
| mgcp-retcode-action | change | 8 |
| mgcp-retcode-action | delete | 8 |
| mgcp-retcode-action | help | 1 |
| mgcp-retcode-action | show | 2 |
| mgw | add | 8 |
| mgw | audit | 8 |
| mgw | change | 5 |
| mgw | control | 6 |
| mgw | delete | 8 |
| mgw | diag | 2 |
| mgw | help | 1 |
| mgw | show | 2 |
| mgw | status | 2 |
| mgw-profile | add | 8 |
| mgw-profile | audit | 8 |

Table 2 *Noun/Verb Command Default Security Privilege Levels (continued)*

| Noun | Verb | Default Security Level |
|------------------|-------------|-------------------------------|
| mgw-profile | change | 5 |
| mgw-profile | delete | 8 |
| mgw-profile | help | 1 |
| mgw-profile | show | 2 |
| mlhg | add | 6 |
| mlhg | audit | 6 |
| mlhg | change | 6 |
| mlhg | delete | 6 |
| mlhg | help | 1 |
| mlhg | show | 3 |
| mlhg-pref-list | add | 6 |
| mlhg-pref-list | audit | 6 |
| mlhg-pref-list | change | 6 |
| mlhg-pref-list | delete | 6 |
| mlhg-pref-list | help | 1 |
| mlhg-pref-list | show | 3 |
| mlhg-terminal | add | 8 |
| mlhg-terminal | audit | 8 |
| mlhg-terminal | change | 8 |
| mlhg-terminal | delete | 8 |
| mlhg-terminal | help | 1 |
| mlhg-terminal | show | 2 |
| national-wb-list | add | 8 |
| national-wb-list | audit | 8 |
| national-wb-list | delete | 8 |
| national-wb-list | help | 1 |
| national-wb-list | show | 2 |
| ndc | add | 8 |
| ndc | audit | 8 |
| ndc | change | 5 |
| ndc | delete | 8 |
| ndc | help | 1 |
| ndc | show | 2 |
| network-element | help | 1 |
| network-element | show | 2 |
| noa-route | add | 8 |

Table 2 *Noun/Verb Command Default Security Privilege Levels (continued)*

| Noun | Verb | Default Security Level |
|-------------------|-------------|-------------------------------|
| noa-route | audit | 8 |
| noa-route | change | 8 |
| noa-route | delete | 8 |
| noa-route | help | 1 |
| noa-route | show | 2 |
| noa-route-profile | add | 8 |
| noa-route-profile | audit | 8 |
| noa-route-profile | change | 8 |
| noa-route-profile | delete | 8 |
| noa-route-profile | help | 1 |
| noa-route-profile | show | 2 |
| nod | help | 1 |
| nod | show | 2 |
| node | change | 9 |
| node | control | 9 |
| node | help | 1 |
| node | report | 9 |
| node | status | 9 |
| nod-restrict-list | add | 8 |
| nod-restrict-list | audit | 8 |
| nod-restrict-list | delete | 8 |
| nod-restrict-list | help | 1 |
| nod-restrict-list | show | 2 |
| nod-wb-list | add | 8 |
| nod-wb-list | audit | 8 |
| nod-wb-list | delete | 8 |
| nod-wb-list | help | 1 |
| nod-wb-list | show | 2 |
| ocb-k-value | add | 6 |
| ocb-k-value | audit | 6 |
| ocb-k-value | delete | 6 |
| ocb-k-value | help | 1 |
| ocb-k-value | show | 3 |
| ocb-profile | add | 6 |
| ocb-profile | audit | 6 |
| ocb-profile | change | 6 |

Table 2 *Noun/Verb Command Default Security Privilege Levels (continued)*

| Noun | Verb | Default Security Level |
|----------------|-------------|-------------------------------|
| ocb-profile | delete | 6 |
| ocb-profile | help | 1 |
| ocb-profile | show | 3 |
| office-code | add | 6 |
| office-code | audit | 6 |
| office-code | change | 6 |
| office-code | delete | 6 |
| office-code | help | 6 |
| office-code | show | 6 |
| opc | add | 6 |
| opc | audit | 6 |
| opc | change | 6 |
| opc | delete | 6 |
| opc | help | 1 |
| opc | show | 3 |
| password | help | 1 |
| password | reset | 1 |
| policy-nxx | add | 8 |
| policy-nxx | audit | 8 |
| policy-nxx | change | 5 |
| policy-nxx | delete | 8 |
| policy-nxx | help | 1 |
| policy-nxx | show | 2 |
| policy-odr | add | 6 |
| policy-odr | audit | 6 |
| policy-odr | change | 6 |
| policy-odr | delete | 6 |
| policy-odr | help | 1 |
| policy-odr | show | 6 |
| policy-oli | add | 6 |
| policy-oli | audit | 6 |
| policy-oli | change | 6 |
| policy-oli | delete | 6 |
| policy-oli | help | 1 |
| policy-oli | show | 3 |
| policy-percent | add | 8 |

Table 2 *Noun/Verb Command Default Security Privilege Levels (continued)*

| Noun | Verb | Default Security Level |
|--------------------|-------------|-------------------------------|
| policy-percent | audit | 8 |
| policy-percent | change | 5 |
| policy-percent | delete | 8 |
| policy-percent | help | 1 |
| policy-percent | show | 2 |
| policy-pop | add | 8 |
| policy-pop | audit | 8 |
| policy-pop | change | 5 |
| policy-pop | delete | 8 |
| policy-pop | help | 1 |
| policy-pop | show | 2 |
| policy-prefix | add | 8 |
| policy-prefix | audit | 8 |
| policy-prefix | change | 5 |
| policy-prefix | delete | 8 |
| policy-prefix | help | 1 |
| policy-prefix | show | 2 |
| policy-region | add | 8 |
| policy-region | audit | 8 |
| policy-region | change | 8 |
| policy-region | delete | 8 |
| policy-region | help | 1 |
| policy-region | show | 2 |
| policy-tod | add | 8 |
| policy-tod | audit | 8 |
| policy-tod | change | 5 |
| policy-tod | delete | 8 |
| policy-tod | help | 1 |
| policy-tod | show | 2 |
| pop | add | 8 |
| pop | audit | 8 |
| pop | change | 5 |
| pop | delete | 8 |
| pop | help | 1 |
| pop | show | 2 |
| ported-office-code | add | 8 |

Table 2 *Noun/Verb Command Default Security Privilege Levels (continued)*

| Noun | Verb | Default Security Level |
|--------------------|-------------|-------------------------------|
| ported-office-code | audit | 8 |
| ported-office-code | change | 5 |
| ported-office-code | delete | 8 |
| ported-office-code | help | 1 |
| ported-office-code | show | 2 |
| qos | add | 8 |
| qos | audit | 8 |
| qos | change | 8 |
| qos | delete | 8 |
| qos | help | 1 |
| qos | show | 2 |
| queue-throttle | change | 6 |
| queue-throttle | help | 1 |
| queue-throttle | show | 6 |
| radius-profile | add | 8 |
| radius-profile | audit | 8 |
| radius-profile | change | 5 |
| radius-profile | delete | 8 |
| radius-profile | help | 1 |
| radius-profile | show | 2 |
| region-code | add | 8 |
| region-code | audit | 8 |
| region-code | change | 5 |
| region-code | delete | 8 |
| region-code | help | 1 |
| region-code | show | 2 |
| region-profile | add | 6 |
| region-profile | audit | 6 |
| region-profile | change | 6 |
| region-profile | delete | 6 |
| region-profile | help | 6 |
| region-profile | show | 6 |
| release-cause | add | 6 |
| release-cause | audit | 6 |
| release-cause | change | 6 |
| release-cause | delete | 6 |

Table 2 *Noun/Verb Command Default Security Privilege Levels (continued)*

| Noun | Verb | Default Security Level |
|----------------------|-------------|-------------------------------|
| release-cause | help | 1 |
| release-cause | show | 3 |
| report-properties | change | 5 |
| report-properties | help | 1 |
| report-properties | show | 7 |
| rgw | add | 8 |
| rgw | change | 5 |
| rgw | control | 6 |
| rgw | delete | 8 |
| rgw | diag | 2 |
| rgw | help | 1 |
| rgw | show | 2 |
| rgw | status | 2 |
| route | add | 8 |
| route | audit | 8 |
| route | change | 5 |
| route | delete | 8 |
| route | help | 1 |
| route | show | 2 |
| route-guide | add | 8 |
| route-guide | audit | 8 |
| route-guide | change | 8 |
| route-guide | delete | 8 |
| route-guide | help | 1 |
| route-guide | show | 2 |
| routing-key | add | 6 |
| routing-key | audit | 6 |
| routing-key | change | 6 |
| routing-key | delete | 6 |
| routing-key | help | 1 |
| routing-key | show | 3 |
| rdp-backhaul-session | add | 8 |
| rdp-backhaul-session | audit | 8 |
| rdp-backhaul-session | change | 5 |
| rdp-backhaul-session | delete | 8 |
| rdp-backhaul-session | help | 1 |

Table 2 *Noun/Verb Command Default Security Privilege Levels (continued)*

| Noun | Verb | Default Security Level |
|----------------------|-------------|-------------------------------|
| rdp-backhaul-session | show | 2 |
| sc1d | add | 8 |
| sc1d | audit | 8 |
| sc1d | change | 8 |
| sc1d | delete | 8 |
| sc1d | help | 1 |
| sc1d | show | 2 |
| sc2d | add | 8 |
| sc2d | audit | 8 |
| sc2d | change | 8 |
| sc2d | delete | 8 |
| sc2d | help | 1 |
| sc2d | show | 2 |
| sccp-nw | add | 6 |
| sccp-nw | audit | 6 |
| sccp-nw | change | 6 |
| sccp-nw | delete | 6 |
| sccp-nw | help | 1 |
| sccp-nw | show | 3 |
| sccp-route | add | 6 |
| sccp-route | audit | 6 |
| sccp-route | change | 6 |
| sccp-route | delete | 6 |
| sccp-route | help | 1 |
| sccp-route | show | 3 |
| scheduled-command | add | 6 |
| scheduled-command | change | 6 |
| scheduled-command | delete | 6 |
| scheduled-command | help | 1 |
| scheduled-command | show | 6 |
| sctp-assoc | add | 6 |
| sctp-assoc | audit | 6 |
| sctp-assoc | change | 6 |
| sctp-assoc | control | 6 |
| sctp-assoc | delete | 6 |
| sctp-assoc | help | 1 |

Table 2 *Noun/Verb Command Default Security Privilege Levels (continued)*

| Noun | Verb | Default Security Level |
|---------------------|-------------|-------------------------------|
| sctp-assoc | show | 3 |
| sctp-assoc | status | 2 |
| sctp-assoc-profile | add | 8 |
| sctp-assoc-profile | audit | 8 |
| sctp-assoc-profile | change | 5 |
| sctp-assoc-profile | delete | 8 |
| sctp-assoc-profile | help | 1 |
| sctp-assoc-profile | show | 2 |
| security-summary | help | 1 |
| security-summary | report | 8 |
| service | add | 8 |
| service | audit | 8 |
| service | change | 8 |
| service | delete | 8 |
| service | help | 1 |
| service | show | 2 |
| service-provider | add | 8 |
| service-provider | audit | 8 |
| service-provider | change | 5 |
| service-provider | delete | 8 |
| service-provider | help | 1 |
| service-provider | show | 2 |
| service-trigger | audit | 8 |
| service-trigger | help | 1 |
| service-trigger | show | 2 |
| serving-domain-name | add | 8 |
| serving-domain-name | audit | 8 |
| serving-domain-name | change | 5 |
| serving-domain-name | delete | 8 |
| serving-domain-name | help | 1 |
| serving-domain-name | show | 2 |
| session | block | 9 |
| session | block | 10 (Release 4.5) |
| session | change | 2 |
| session | help | 9 |
| session | show | 2 |

Table 2 *Noun/Verb Command Default Security Privilege Levels (continued)*

| Noun | Verb | Default Security Level |
|---------------------|-------------|-------------------------------|
| session | stop | 9 |
| session | unblock | 9 |
| sg | add | 6 |
| sg | audit | 6 |
| sg | change | 6 |
| sg | delete | 6 |
| sg | get-trace | 3 |
| sg | help | 1 |
| sg | set-trace | 6 |
| sg | show | 3 |
| sg-grp | add | 6 |
| sg-grp | audit | 6 |
| sg-grp | change | 6 |
| sg-grp | delete | 6 |
| sg-grp | help | 1 |
| sg-grp | show | 3 |
| sgp | add | 6 |
| sgp | audit | 6 |
| sgp | change | 6 |
| sgp | delete | 6 |
| sgp | get-trace | 2 |
| sgp | help | 1 |
| sgp | set-trace | 6 |
| sgp | show | 3 |
| sgp | status | 2 |
| sip-reg-contact | help | 1 |
| sip-reg-contact | status | 2 |
| sip-timer-profile | add | 8 |
| sip-timer-profile | audit | 8 |
| sip-timer-profile | change | 5 |
| sip-timer-profile | delete | 8 |
| sip-timer-profile | help | 1 |
| sip-timer-profile | show | 2 |
| sipt-isup-ver-alias | add | 6 |
| sipt-isup-ver-alias | audit | 6 |
| sipt-isup-ver-alias | change | 6 |

Table 2 *Noun/Verb Command Default Security Privilege Levels (continued)*

| Noun | Verb | Default Security Level |
|---------------------|-------------|-------------------------------|
| sipt-isup-ver-alias | delete | 6 |
| sipt-isup-ver-alias | help | 1 |
| sipt-isup-ver-alias | show | 3 |
| sipt-isup-ver-base | help | 1 |
| sipt-isup-ver-base | show | 3 |
| sle | add | 8 |
| sle | audit | 8 |
| sle | change | 8 |
| sle | delete | 8 |
| sle | help | 1 |
| sle | show | 2 |
| slhr | add | 6 |
| slhr | audit | 6 |
| slhr | change | 6 |
| slhr | delete | 6 |
| slhr | help | 1 |
| slhr | show | 3 |
| slhr-profile | add | 6 |
| slhr-profile | audit | 6 |
| slhr-profile | change | 6 |
| slhr-profile | delete | 6 |
| slhr-profile | help | 1 |
| slhr-profile | show | 3 |
| snmpconfig | add | 9 |
| snmpconfig | change | 9 |
| snmpconfig | delete | 9 |
| snmpconfig | help | 1 |
| snmpconfig | show | 9 |
| snmptrapdest | add | 2 |
| snmptrapdest | change | 2 |
| snmptrapdest | delete | 2 |
| snmptrapdest | help | 1 |
| snmptrapdest | show | 2 |
| softsw-tg-profile | add | 6 |
| softsw-tg-profile | audit | 6 |
| softsw-tg-profile | change | 6 |

Table 2 *Noun/Verb Command Default Security Privilege Levels (continued)*

| Noun | Verb | Default Security Level |
|---------------------|-------------|-------------------------------|
| softsw-tg-profile | delete | 6 |
| softsw-tg-profile | help | 1 |
| softsw-tg-profile | show | 3 |
| special-call-type | add | 8 |
| special-call-type | audit | 8 |
| special-call-type | change | 8 |
| special-call-type | delete | 1 |
| special-call-type | help | 1 |
| special-call-type | show | 2 |
| split-npa | add | 6 |
| split-npa | audit | 6 |
| split-npa | change | 6 |
| split-npa | delete | 6 |
| split-npa | help | 1 |
| split-npa | show | 3 |
| ss7-ansi-tg-profile | add | 8 |
| ss7-ansi-tg-profile | audit | 8 |
| ss7-ansi-tg-profile | change | 5 |
| ss7-ansi-tg-profile | delete | 8 |
| ss7-ansi-tg-profile | help | 1 |
| ss7-ansi-tg-profile | show | 2 |
| ss7-cic | audit | 8 |
| ss7-cic | help | 1 |
| ss7-cic | show | 2 |
| ss7-q761-tg-profile | add | 8 |
| ss7-q761-tg-profile | audit | 8 |
| ss7-q761-tg-profile | change | 5 |
| ss7-q761-tg-profile | delete | 8 |
| ss7-q761-tg-profile | help | 1 |
| ss7-q761-tg-profile | show | 2 |
| ss7-q767-tg-profile | add | 8 |
| ss7-q767-tg-profile | audit | 8 |
| ss7-q767-tg-profile | change | 5 |
| ss7-q767-tg-profile | delete | 8 |
| ss7-q767-tg-profile | help | 1 |
| ss7-q767-tg-profile | show | 2 |

Table 2 *Noun/Verb Command Default Security Privilege Levels (continued)*

| Noun | Verb | Default Security Level |
|-------------------------|-------------|-------------------------------|
| ss7-trace | help | 1 |
| ss7-trace | start | 2 |
| ss7-trace | stop | 2 |
| ss7-trunk-termination | diag | 2 |
| ss7-trunk-termination | help | 1 |
| static-contact | add | 8 |
| static-contact | audit | 8 |
| static-contact | change | 5 |
| static-contact | delete | 8 |
| static-contact | help | 1 |
| static-contact | show | 2 |
| sub-cid | show | 2 |
| sub-da-block | help | 1 |
| sub-da-block | show | 2 |
| sub-dn-find | help | 1 |
| sub-dn-list | help | 1 |
| sub-dn-list | show | 2 |
| sub-intl-block | help | 1 |
| sub-intl-block | show | 2 |
| sub-ld-block | help | 1 |
| sub-ld-block | show | 2 |
| sub-oper-block | help | 1 |
| sub-oper-block | show | 2 |
| subscriber | add | 8 |
| subscriber | audit | 8 |
| subscriber | change | 5 |
| subscriber | delete | 8 |
| subscriber | help | 1 |
| subscriber | show | 2 |
| subscriber-feature-data | add | 8 |
| subscriber-feature-data | audit | 8 |
| subscriber-feature-data | change | 5 |
| subscriber-feature-data | delete | 8 |
| subscriber-feature-data | help | 1 |
| subscriber-feature-data | show | 2 |
| subscriber-profile | add | 6 |

Table 2 *Noun/Verb Command Default Security Privilege Levels (continued)*

| Noun | Verb | Default Security Level |
|----------------------------|-------------|-------------------------------|
| subscriber-profile | audit | 6 |
| subscriber-profile | change | 6 |
| subscriber-profile | delete | 6 |
| subscriber-profile | help | 6 |
| subscriber-profile | show | 6 |
| subscriber-service-profile | add | 8 |
| subscriber-service-profile | audit | 8 |
| subscriber-service-profile | change | 5 |
| subscriber-service-profile | delete | 8 |
| subscriber-service-profile | help | 1 |
| subscriber-service-profile | show | 2 |
| subscriber-termination | control | 6 |
| subscriber-termination | diag | 2 |
| subscriber-termination | equip | 6 |
| subscriber-termination | help | 1 |
| subscriber-termination | reset | 2 |
| subscriber-termination | status | 2 |
| subscriber-termination | unequip | 6 |
| subscriber-tod-schedule | add | 8 |
| subscriber-tod-schedule | audit | 8 |
| subscriber-tod-schedule | change | 5 |
| subscriber-tod-schedule | delete | 8 |
| subscriber-tod-schedule | help | 1 |
| subscriber-tod-schedule | show | 2 |
| subsystem | add | 6 |
| subsystem | audit | 6 |
| subsystem | change | 6 |
| subsystem | control | 6 |
| subsystem | delete | 6 |
| subsystem | help | 1 |
| subsystem | show | 3 |
| subsystem | status | 2 |
| subsystem-grp | add | 6 |
| subsystem-grp | audit | 6 |
| subsystem-grp | change | 6 |
| subsystem-grp | control | 6 |

Table 2 *Noun/Verb Command Default Security Privilege Levels (continued)*

| Noun | Verb | Default Security Level |
|-------------------------|-------------|-------------------------------|
| subsystem-grp | delete | 6 |
| subsystem-grp | help | 1 |
| subsystem-grp | show | 3 |
| subsystem-grp | status | 2 |
| sup-config | change | 9 |
| sup-config | help | 1 |
| sup-config | show | 9 |
| system | control | 6 |
| system | help | 1 |
| system | status | 2 |
| system-health | help | 1 |
| system-health | report | 9 |
| tech-prefix-grp | add | 8 |
| tech-prefix-grp | audit | 8 |
| tech-prefix-grp | change | 5 |
| tech-prefix-grp | delete | 8 |
| tech-prefix-grp | help | 1 |
| tech-prefix-grp | show | 2 |
| tech-prefix-grp-profile | add | 8 |
| tech-prefix-grp-profile | audit | 8 |
| tech-prefix-grp-profile | change | 5 |
| tech-prefix-grp-profile | delete | 8 |
| tech-prefix-grp-profile | help | 1 |
| tech-prefix-grp-profile | show | 2 |
| termination | add | 8 |
| termination | audit | 8 |
| termination | change | 5 |
| termination | delete | 8 |
| termination | help | 1 |
| termination | show | 2 |
| tgw | add | 8 |
| tgw | change | 5 |
| tgw | control | 6 |
| tgw | delete | 8 |
| tgw | diag | 2 |
| tgw | help | 1 |

Table 2 *Noun/Verb Command Default Security Privilege Levels (continued)*

| Noun | Verb | Default Security Level |
|-------------------------|-------------|-------------------------------|
| tgw | show | 2 |
| tgw | status | 2 |
| timezone | help | 1 |
| timezone | show | 2 |
| toll-free | help | 1 |
| toll-free | query | 2 |
| toll-free-msg-type | help | 1 |
| toll-free-msg-type | query | 2 |
| transaction-queue | delete | 6 |
| transaction-queue | help | 1 |
| transaction-queue | show | 2 |
| trigger-detection-point | help | 1 |
| trigger-detection-point | show | 2 |
| trigger-id | help | 1 |
| trigger-id | show | 2 |
| trigger-nod-escape-list | add | 6 |
| trigger-nod-escape-list | audit | 8 |
| trigger-nod-escape-list | change | 6 |
| trigger-nod-escape-list | delete | 6 |
| trigger-nod-escape-list | help | 1 |
| trigger-nod-escape-list | show | 3 |
| trunk | add | 8 |
| trunk | audit | 8 |
| trunk | change | 5 |
| trunk | delete | 8 |
| trunk | help | 1 |
| trunk | show | 2 |
| trunk | translate | 2 |
| trunk-grp | add | 6 |
| trunk-grp | audit | 6 |
| trunk-grp | change | 6 |
| trunk-grp | control | 6 |
| trunk-grp | delete | 6 |
| trunk-grp | help | 1 |
| trunk-grp | show | 3 |
| trunk-grp | status | 2 |

Table 2 *Noun/Verb Command Default Security Privilege Levels (continued)*

| Noun | Verb | Default Security Level |
|---------------------------|-------------|-------------------------------|
| trunk-grp-feature-data | add | 6 |
| trunk-grp-feature-data | audit | 6 |
| trunk-grp-feature-data | change | 6 |
| trunk-grp-feature-data | delete | 6 |
| trunk-grp-feature-data | help | 6 |
| trunk-grp-feature-data | show | 6 |
| trunk-grp-service-profile | add | 8 |
| trunk-grp-service-profile | audit | 8 |
| trunk-grp-service-profile | change | 5 |
| trunk-grp-service-profile | delete | 8 |
| trunk-grp-service-profile | help | 1 |
| trunk-grp-service-profile | show | 2 |
| trunk-termination | control | 6 |
| trunk-termination | equip | 2 |
| trunk-termination | help | 1 |
| trunk-termination | reset | 2 |
| trunk-termination | status | 2 |
| trunk-termination | unequip | 2 |
| tt | control | 6 |
| tt | help | 1 |
| tt | reset | 2 |
| tt | status | 2 |
| user | add | 9 |
| user | change | 9 |
| user | delete | 9 |
| user | help | 1 |
| user | show | 9 |
| user-auth | add | 8 |
| user-auth | audit | 8 |
| user-auth | change | 5 |
| user-auth | delete | 8 |
| user-auth | help | 1 |
| user-auth | show | 2 |
| user-part-variant | add | 3 |
| user-part-variant | audit | 6 |
| user-part-variant | delete | 3 |

Table 2 *Noun/Verb Command Default Security Privilege Levels (continued)*

| Noun | Verb | Default Security Level |
|------------------------|--------|------------------------|
| user-part-variant | help | 1 |
| user-part-variant | show | 3 |
| user-part-variant-base | help | 1 |
| user-part-variant-base | show | 3 |
| var-alias | add | 10 |
| var-alias | change | 10 |
| var-alias | delete | 10 |
| var-alias | show | 10 |
| var-default | add | 10 |
| var-default | change | 10 |
| var-default | delete | 10 |
| var-default | help | 10 |
| var-default | show | 10 |
| v-commandparameter | show | 10 |
| v-commandtable | show | 10 |
| vsc | add | 8 |
| vsc | audit | 8 |
| vsc | change | 8 |
| vsc | delete | 8 |
| vsc | help | 1 |
| vsc | show | 2 |

Login—Logoff/Exit

Logging in to a CLI session is a Telnet or Secure Shell (SSH) function, not a UNIX function. **Login** is not a supported CLI command. Users must use Telnet or SSH to connect to the EMS using their user name and password, which invokes a CLI shell. SSH is the default method of access to the Cisco BTS 10200 Softswitch CLI. The maximum number of CLI sessions allowed is 50.



Note

A user must be added as a new user before logging in.

Quitting a session is an OAMP function. Type **quit** or **exit** at the CLI prompt to end both the CLI and Telnet sessions.



Caution

For security purposes, Telnet is obsoleted as of Release 4.4.

Shell

You can enter commands using the command line interface (CLI). The CLI allows you to enter an entire command and its parameters from the command line.

The shell parameter is specified when a user is added to the system. If a shell is not specified when a user is added, the default is the CLI. All command defaults, parameters, and rules are the same regardless of which method you use to enter them.

Command Line Interface

After you use SSH to access the server and log in, if the shell is CLI, only the command prompt appears on the screen. To enter commands using the CLI, enter the entire command with all its required parameters (tokens).

Commands

All commands consist of a valid noun-verb pair. Each table has its own valid commands and each type can have specific applicable rules. The show command allows a wildcard. Commands can also be either graceful or forced. Multiple tokens must be separated by a semicolon (;).

Available verbs are defined in the CommandTable for each user table (noun-verb pair). Verb-driven required fields are defined in the CommandParameter table.

The following are valid command verbs:

- Add—Insert records.
- Ack—Acknowledge alarms.
- Audit—Examine entries.
- Change—Modify records.
- Clear—Clear records.
- Control—Change the operational state of devices.
- Delete—Delete records.
- Download—Download the database.
- Equip—Equip terminations.
- Help—Find help on a particular table, table-name, or command.
- Report—Show history of a subsystem event, alarm, traffic.
- Reset—Reset a default.
- Show—Display records with qualifier.
- Status—Show operational status of devices.
- Unequip—Unequip terminations.

Automatic Completion (Release 4.5)

This section describes the automatic completion of CLI commands. Automatic completion means the system automatically completes a command based on user input.

Automatic Completion of Verbs

A CLI command verb is automatically completed after a user enters a substring of the verb and presses the Tab key.

Examples

If a user types “ad” and presses the Tab key, the command is completed to “add.” In order for a verb to complete successfully, a user must enter the minimum number of characters that uniquely identify the verb from all other verbs.

If a user enters the characters “su” and presses the Tab key, the command is resolved to a single command “subscribe.” Since the entered command can be resolved, the word “su” is erased and then replaced with “subscribe” on the same line as follows:

```
su <Tab>
```

```
Reply :
```

```
CLI>subscribe
```

Automatic Completion of Nouns

A CLI command noun is automatically completed after a user enters a valid verb, followed by a substring of the noun, and presses the Tab key.

Examples

If a user types “add ac” and presses the Tab key, the command is completed to “add activity.” In order for a noun to be completed successfully, a user must enter the minimum number of characters that uniquely identify the noun from all other nouns.

If a user types “subscribe a” and presses the Tab key, the system attempts to complete the noun. As the noun “a” is resolved to “alarm-report” the command is erased and the command is completed on the same line as follows:

```
subscribe a <Tab>
```

```
Reply :
```

```
CLI>subscribe alarm_report
```

Automatic Completion of Parameters

A CLI command parameter is automatically completed after a user enters a valid verb::noun pair, followed by a substring of the parameter, and presses the Tab key.

Examples

If a user types “add activity ena” and presses the Tab key, the command is completed to “add activity enabled=.” In order for a parameter to be completed successfully, a user must enter the minimum number of characters to uniquely identify the parameter from the possible list of parameters.

If a user types “subscribe alarm-report o” and presses the Tab key, the “o” parameter is resolved. Since it matches a single parameter “origin,” the entered command is erased and the command is completed as “subscribe alarm_report origin=” on the same line follows:

```
subscribe alarm-report o <Tab>
```

Reply :

```
CLI>subscribe alarm_report origin=
```

Automatic Completion of Commands with a Single Verb, Noun and Parameter

There are a few CLI commands that have a single verb, noun and parameter. For these commands, when a user enters the verb and presses the Tab key, the entire command is completed.

Examples

If a user enters “ac” and enters the Tab key, the command is completed as “ack alarm id=” as the verb works with a single noun and single parameter.

```
ac <Tab>
```

Reply :

```
CLI>ack alarm id=
```

Automatic Completion of Default Parameter Values

Some CLI command parameters have default values. Default values are used during automatic completion of a command.

Examples

If a user types “add user shell=” and presses the Tab key, the value part of the parameter is automatically completed because the parameter has a default value.

```
add user shell=<Tab>
```

Reply :

```
CLI>add user shell=CLI;
```

Automatic Validation of CLI Command Syntax

If a user types an invalid combination of verb, noun and parameters and presses the Tab key, the entire command is validated as part of automatic completion (that is, the verb, noun and parameters are checked as to whether they form a true command). After validation, the automatic completion feature displays only the part of the command that is valid. The following error conditions are handled during automatic validation:

- Invalid verbs

- Invalid nouns
- Invalid parameters

Invalid Verbs

If a user enters an invalid verb followed by valid or invalid noun, parameters and presses the Tab key, the entire list of verbs is displayed. The command is completed to “nothing”—that is, the command prompt has no characters following it.

Examples

If a user enters “xxx user name=john;” and presses the Tab key, the verb is determined to be invalid. The command is not completed, a complete list of possible verbs displays as help and the command prompt displays with the entire command removed.

```
xxx user name=john; <Tab>  
Reply :
```

```
ack  
add  
audit  
block  
change  
clear  
control  
delete  
diag  
download  
equip  
force_delete  
get_trace  
help  
macro  
query  
report  
reset  
set_trace  
show  
start  
status  
stop  
subscribe  
sync  
translate  
unblock  
unequip  
unsubscribe  
CLI>
```

Invalid Nouns

If a user enters a valid verb with an invalid noun, valid or invalid parameters and presses the Tab key, the entire list of nouns that work with that verb is displayed. For example, a complete list of nouns that work with that verb is displayed and the entered command is completed only to the verb.

Examples

If a user enters “show xxx id=10;” and presses the Tab key, the noun is determined to be invalid. The system completes the command by removing everything from the invalid noun to the end of the command: the command completes to “stop” and displays a list of all possible nouns that work with the verb.

```
stop xxx terminal
```

```
Reply :
```

```
session
ss7_trace
CLI>stop
```

Invalid Parameters

If a user enters a valid verb and noun with invalid parameters and presses the Tab key, the command is completed up to the first invalid parameter encountered. If a user enters a valid verb and noun with multiple valid parameters but does not enter a value for one or more parameters and presses the Tab key, the command is completed. However, during the validation process, any valid parameters that do not have a value are given a question mark (?) value.



Note

This replacement does not work for the last parameter. For example, if a user enters “add user name=;password=;” and presses the Tab key, the command is completed to “add user name=?;password=.”

Examples

If a user enters “add user xxx=10;” and presses the Tab key, the parameter is determined to be invalid. The system completes the command by stripping the parameter and displays a list of possible parameters.

```
add user xxx=10;
```

```
Reply :
```

```
command_level*
days_valid
name*
password*
shell*
warn
work_groups
CLI>add user
```

If a user enters “add user name=;password=;command-level=” and presses the Tab key, the system determines that the entered parameters are valid but no value was entered. The system completes the command by entering the question mark (?) character for the missing values.

```
add user name=;password=;command-level <Tab>
```

```
Reply:
```

```
CLI>add user name=?;password=?;command_level=<Tab>
```

Automatic Expansion of Verbs, Nouns and Parameters

During automatic completion of an entered command, the verb, noun and parameters names are expanded to their full name. This expansion clearly shows that the expanded command is executed and there is no additional expansion of the command internally.

Examples

If a user enters “ad user n=john;c=10;wo=” and presses the Tab key, the system completes the command by expanding the verb, noun and parameter names. The command completes to “add user name=john; command_level=10; work_groups=.”

```
ad user n=john;c=10;wo= <Tab>
```

Reply :

```
CLI>add user name=john;command_level=10;work_groups=
```

Invalid Characters

This section describes the invalid characters in ASCII and subscriber commands. Usage applies to token values, such as subscriber names, trunk group names, and so forth.

ASCII Characters

The following characters are invalid in all ASCII character commands:

- Double quotation marks (“ ”).
- Single quotation marks (‘ ’).
- Semicolon (;)—A semicolon can only be used as a delimiter between tokens. It cannot be used within a token value (for example, within a subscriber name).

Using any of these characters returns an error message. This applies whether a command is entered from the CLI or by bulk provisioning.

Subscriber

The following characters are invalid or not recommended for using in Subscriber commands:

- Single quotation marks (‘ ’)—The single-quote is a reserved character for delimiting strings.
- Double quotation marks (“ ”)—The double-quote is also a reserved character for delimiting strings.
- Semicolon (;)—A semicolon can only be used as a delimiter between tokens. It cannot be used within a token value (for example, within a subscriber name).
- Percent sign (%)—The percent sign is a wild-card, for example: show subscriber id=x1-6-00% shows all subscribers whose ID begins with x1-6-00. So the percent sign is a valid character for the show command, but is invalid when used with the add or change commands.
- Hyphen (—)—This is a valid character but impacts the way caller-ids are displayed. Cisco does not recommend using this character.
- Underscore (_)—This is a valid character but impacts the way caller-ids are displayed. Cisco does not recommend using this character.

- Ampersand (&)—The ampersand is a reserved character in XML.

Batch Data Retrieval (Paging) Using the Show Command

You can use the show command for batch data retrieval (paging). This command uses tokens that do not match command-to-field in the database. The tokens are generated as needed by the system. These tokens are available for all show commands in the system that have a database table as the backing store. A show of configuration data does not support these tokens because configuration data is not stored in a database table. This command also works in the CORBA interface.

Batch data retrieval (paging) examples:

```
show subscriber limit=1000; start-row=<next page value>;
show subscriber limit=1000; start-row=<next page value>; display=id,sub-service-profile;
order=id;
>
```

The following tokens are available for batch data retrieval (paging) to order and display desired data:

LIMIT—Specifies the page size for the maximum amount of data returned in any single show.

START-ROW—Specifies the page to start the display. You can start in the middle if so desired. Usually the first page is specified to see the total size of the display to determine how many pages are required.

DISPLAY—Only return the columns of data requested. This is a comma-separated list of the desired columns to be returned in the show. All other data is truncated.

ORDER—Specifies a key by which the data is sorted or ordered.



Note

More than one item can be specified for a sort. This is a comma-separated list of columns for the noun being displayed.

Rules

Rules applying to commands are given with each section described in this document. These rules describe behavior exclusive of Primary Key or Foreign Key constraints. Primary Key and Foreign Key constraints are listed as applicable by token.

Add Rules

The following add rules are commonly used:

- What is being added cannot already exist.
- If a key in another table is referenced, that key must exist in the other table.

Delete Rules

The following delete rules are commonly used:

- The ID, or record, must already exist.
- If a key in another table is referenced, that key must be deleted first.

Change Rules

The following change rules are commonly used:

- The ID, or record, must already exist.
- If a key in another table is referenced, that key must exist in the other table.



Note

All primary keys must be specified in a change command.

Show Rule

The *ID/Record must exist* is a commonly used show rule.

Wildcard

This section describes how to use the available wildcard in commands and tokens.

In Commands

The percent sign (%) is the only valid wildcard for show, report, and display commands. The asterisk (*) is the only valid wildcard for status and control commands. Using other commands returns the error message: “*invalid parameter*.”

The following example returns a list of all Call Agents:

```
show call-agent id=;
```

The following example shows only those Call Agents whose IDs begin with *ca*:

```
show call-agent id=ca%;
```

The following example is not a valid command. You must specify a value.

```
show %;
```

The following example controls all subscribers into service for a media gateway:

```
control subscriber-termination id=*@c2421.192;mode=forced;target-state=INS;
```

In Tokens

You can use a wildcard with tokens as long as the token is distinctive enough for the wildcard to distinguish it. Only one wildcard is allowed per token. The wildcard does not work with required tokens.

Examples:

Add a policy-prefix where prefix1 is the token for which we are using the wildcard. If the token is not distinctive enough, all possible tokens the token can represent are displayed:

```
add policy-prefix id=Test;pre%=toll-free;policy-id1=somepolicy;policy-type1=TOD;
```

Command parameter 'pre%' is too ambiguous. Possible parameters are:

```
prefix10
prefix1
prefix2
prefix3
```

```

prefix4
prefix5
prefix6
prefix7
prefix8
prefix9

```

```
add policy-prefix id=Test;p%1=toll-free;policy-id1=somepolicy;policy-type1=TOD;
```

Command parameter 'p%1' is too ambiguous. Possible parameters are:

```

policy_type1
prefix1
policy_id1

```

```
add policy-prefix id=Test;pr%1=toll-free;policy-id1=somepolicy;policy-type1=TOD;
```

Reply: Transaction 1481 was processed.

uca12 update successful



Tip

Once the command is executed, performing a control-p (^p), causes the verbose form of the command to appear. In the above example, *add policy-prefix id=Test;prefix1=toll-free;policy-id1=somepolicy;policy-type1=TOD;* appears when a ^p is performed.

Graceful and Forced Commands

Most commands are considered graceful unless “mode=forced” is specified. Graceful commands allow applicable processes and components to complete all activity before shutting down. This allows calls to complete and users to go on-hook. When a command is forced, all applicable processes and components terminate immediately, including calls.

Tables

The Cisco BTS 10200 Softswitch uses a replicated master-master database that is partitioned into a set of tables according to function. These tables are user provisionable and provide the user with a clear view of system status and functions.

Tables are provisioned using token IDs. Tokens equate to database field names in a structured query language (SQL) database, similar to the cell names in a spreadsheet. Tokens allow individual fields to be provisioned in any order (within the rules of a command).

Cursor Controls

The following control characters are available:

| Control Character | Action |
|-------------------|--|
| ^A | Moves the cursor to beginning of the line. |
| ^B | Moves the cursor back one space. |
| ^C | Interrupts a command during typing. |

| Control Character | Action |
|-------------------|--|
| ^D | Deletes a character at the cursor position. |
| ^E | Moves the cursor to the end of a line. |
| ^F | Moves the cursor forward one character. |
| ^I | Allows toggling between insert and overwrite (default is overwrite). |
| ^K | Deletes all characters from the cursor position to the end of a line. |
| ^L | Redisplays the current line. |
| ^N | Scrolls forward through commands that have been entered (you must scroll backward through the commands before this will work). |
| ^P | Scrolls backward through commands starting with the most recent. |
| ^T | Transposes a character at cursor position with a previous character. |
| Backspace | Deletes the character to the left of the cursor. |
| Return | Executes a command. |
| Down arrow key | Pages down. |
| Up arrow key | Pages up. |

Secure Shell

Secure shell (SSH) is the default method of access to the Cisco BTS 10200 Softswitch. SSH provides encrypted communication between a remote machine and the EMS or Call Agent for executing CLI commands. The SSH server runs on the EMSs and CAs of the Cisco BTS 10200. To connect, the client and server sides must run the secure shell daemon (SSHD).

The SSH daemon is available 24 hours a day, 7 days a week. It runs as a Solaris daemon process. It is automatically started when the Solaris is brought up, but if it dies, it must be manually restarted. A single unique instance of the SSHD runs on every component of the Cisco BTS 10200 Softswitch.

SSH is an optional login choice. Using the Cisco BTS 10200 Softswitch default application installation option, SSH is enabled; RSH, REMSH, RLOGIN, Telnet, or REXEC are disabled; but, FTP is not affected. If SSH is not selected, then RSH, REMSH, RLOGIN, Telnet, or REXEC are enabled and FTP is still not affected.



Caution

For security purposes, Telnet is obsoleted as of Release 4.4.

If SSH is enabled, new users are prompted to enter a new password and reenter that password during their first login. From that point, they are prompted once for a password only.

To log in from the client-side, enter the following:

```
ssh -l username IPaddress
```

On the first SSH login from the client-side, expect a message similar to this:

```
The authenticity of host [hostname] can't be established.
Key fingerprint is 1024 5f:a0:0b:65:d3:82:df:ab:42:62:6d:98:9c:fe:e9:52.
Are you sure you want to continue connecting (yes/no)?
```

Enter yes.

The password prompt appears. From this point on, all communications are encrypted. Subsequent SSH logins will prompt only for a password.

Help

This section details the help available for the Cisco BTS 10200 Softswitch.

Basic Usage

This section details the help available. The Cisco BTS 10200 generates help information when a question mark (?) character is entered as part of a command. The following list provides a brief summary of the functionality provided.

The following command lists all the commands for the route table that have a verb starting with s:

```
s? route
```

The following command lists all the commands that have a noun starting with rou:

```
show rou?
```

The following command lists all the commands that have a noun starting with rou and a verb starting with s:

```
s? rou?
```

The following command lists all the tokens for the show route command:

```
show route ?
```

The following command lists all the tokens for the add route command:

```
add route ?
```

The following command lists all the parameters that start with i for the show route command:

```
show route i?
```

The following command lists all the parameters that end with id= for the show route command:

```
show route ?id
```

The following command lists all the valid commands on the Cisco BTS 10200:

```
? ?
```

A ? substituted for a token value can be entered for multiple tokens if the full token name is entered. For example, enter the following command to get help on the id and tgn8-id tokens for the show route command:

```
show route id=?;tgn8-id=?
```

Possible matches:

```
id; Enter at least 0 characters, but not more than 16 characters.
tgn8-id; Enter a number from 0 to 2147483647.
```

For help on tokens, a token name followed by an equal sign (=) is required. A list of tokens can be determined using the percent character (%) wildcard. For example, enter the following command to get help on one of the tgn-id tokens:


```
show route tgn%=?
```

```
Command parameter 'tgn%' too ambiguous. Possible parameters:
```

```
tgn10-id
tgn3-id
tgn9-id
tgn1-id
tgn8-id
tgn7-id
tgn6-id
tgn2-id
tgn5-id
tgn4-id
```

```
show route tgn3-id=?
```

```
Matches found:
```

```
tgn3-id; Enter a number from 0 to 2147483647.
```

```
show route tgn3-id=0;
```

```
Reply : Success: Database is void of entries.
```

System-generated help is available for all command nouns and verbs. For help on a specific command noun/verb pair, help provides:

1. A list of all parameters:
 - Sorted into groups of *Required* or *Optional/Conditional*.
 - With their data format described, or, for those parameters that require a value from a pick-list, a list of permitted values.
 - With their default value (if any).
 - With any FK dependency.
2. All related commands for each help request.
3. The URL to the HTML version of the CLI guide for each help request.

One parameter is supported:

- VERB = a valid verb or %.

Support for this verb is hard-coded in ManagedObject.java to avoid significant changes to the CommandParameter table.

Examples

```
***** example 1 *****
help help
Reply : Success:
Description of the BTS CLI 'help subscriber' command for release 900-03.02.00.I03
=====
For a given command noun, Help provides a list of all command noun-verb pairs
associated with the given noun.
For Help on a specific command noun-verb pair, a description of all associated tokens,
related commands, and a reference to the CLI Users Guide is provided. The required
tokens are listed first, and the optional/conditional tokens are listed next.
The following information is provided for each token:
- a brief description
- the expected data format or list of values
- the default value (if any),
- prevalidation formatting instructions
- the dependency chain (if the value for the token must be pre-provisioned).
```

The dependency chain is depicted in the by showing the relationship of the token to another BTS command token. The format is noun.token->noun.token->noun.token and so on until a token is reached that has no dependencies. The rightmost noun.token pair references the value that must be provisioned first. Moving to the left, you can follow the provisioning dependency chain back up to the token described in the help command.

For example, execution of 'show noun token=%', where noun and token are derived from one of the dependency chain pairs, yields a list of possible values for the token described in the help text.

Example for getting this description on the BTS help command:

```
help help
```

Example for getting help for a command noun:

```
help the_target_noun
```

Example for getting help for a specific command noun-verb pair:

```
help the_target_noun verb=the_target_verb
```

Where 'verb' represents the command verb for which help information is requested.

***** example 2 *****

```
help subscriber
```

```
Reply : Success:
```

```
Description of the BTS CLI 'help subscriber' command for release 900-03.02.00.I03
```

```
=====
```

```
Related Commands:
```

```
    add subscriber
    audit subscriber
    change subscriber
    delete subscriber
    sync subscriber
    show subscriber
```

```
The BTS 10200 Users Guide is available at http://kyle-btc.cisco.com:10200
```

***** example 3 *****

```
help subscriber verb=change;
```

```
Reply : Success:
```

```
Description of the BTS CLI 'change subscriber' command for release 900-03.02.00.I03
```

```
=====
```

```
-----
```

```
Required Parameters:
```

```
-----
```

```
id (ID)
```

```
    Enter at least 1 character, but not more than 30 characters.
```

```
    There is no default value.
```

```
-----
```

```
Optional/Conditional Parameters:
```

```
-----
```

```
address1 (Address1)
```

```
Enter at least 1 character, but not more than 32 characters.
```

```
    There is no default value.
```

```
address2 (Address2)
```

```
Enter at least 1 character, but not more than 32 characters.
```

```
    There is no default value.
```

```
billing_dn (Billing Dn)
```

```
Enter at least 1, but not more than 14 characters from the following set:
```

```
{0123456789-}.
```

```
    There is no default value.
```

```
category (Category)
```

```
Enter one of the following values: [INDIVIDUAL, MLHG, MLHG_INDIVIDUAL,
```

```
MLHG_PREF_INDIV, CTXG, CTXG_INDIVIDUAL,
```

```
PBX, CTXG_TG, CTXG_MLHG, RACF, IVR]
```

```
    The default value is INDIVIDUAL.
```

```
city (City)
```

```
Enter at least 1 character, but not more than 16 characters.
```

```
    There is no default value.
```

```

cos_restrict_id (COS Restrict ID)
    Enter at least 1 character, but not more than 16 characters.
    There is no default value.
    Dependency chain: cos_restrict.id
country (Country)
    Enter at least 1 character, but not more than 16 characters.
    The default value is USA.
ctxg_id (Ctxg Id)
    Enter at least 1 character, but not more than 16 characters.
    There is no default value.
    Dependency chain: centrex_grp.id
dn1 (Dn1)
    Enter at least 1, but not more than 14 characters from the following set:
    {0123456789-}.
    There is no default value.
email (Email)
    Enter an email address in the form text@text where text is a set of characters
    with no spaces.
    There is no default value.
grp (Grp)
    Enter a boolean value of Y for yes or N for no.
    The default value is N.
immediate_release (Immediate Release)
    Enter a boolean value of Y for yes or N for no.
    The default value is N.
language (Language)
    Enter at least 1 character, but not more than 16 characters.
    There is no default value.
mgw_id (Media Gateway ID)
    Enter at least 0 character, but not more than 32 characters.
    There is no default value.
    Dependency chain: termination.mgw_id -> mgw.id
mlhg_id (MLHG ID)
    Enter at least 1 character, but not more than 16 characters.
    There is no default value.
    Dependency chain: mlhg_pref_list.mlhg_id -> mlhg.id
mlhg_pref_list_id (Mlhg Pref List Id)
    Enter at least 1 character, but not more than 16 characters.
    There is no default value.
    Dependency chain: mlhg_pref_list.id
name (Name)
    Enter at least 1 character, but not more than 32 characters.
    There is no default value.
pic1 (Pic1)
    Enter a PIC value as four numeric characters: NPIC, or NONE.
    There is no default value.
pic2 (Pic2)
    Enter a PIC value as four numeric characters: NPIC, or NONE.
    There is no default value.
pic3 (Pic3)
    Enter a PIC value as four numeric characters: NPIC, or NONE.
    There is no default value.
policy_id (POLICY_ID)
    Enter at least 1 character, but not more than 16 characters.
    There is no default value.
privacy (Privacy)
    Enter one of the following values: [FULL, NAME, NONE]
    The default value is NONE.
qos_id (QOS ID)
    Enter at least 1 character, but not more than 16 characters.
    There is no default value.
    Dependency chain: qos.id
ring_type_dn1 (Ring Type Dn1)
    Enter a number from 1 to 3.

```

```

    The default value is 1.
sip_url (Sip Url)
    Enter at least 1 character, but not more than 32 characters.
    There is no default value.
ss_number (Ss Number)
    Enter a Social Security Number in the form ###-##-#### where # are digits from
    0-9.
    There is no default value.
state (State)
    Enter at least 1 character, but not more than 16 characters.
    There is no default value.
status (Status)
    Enter one of the following values: [ACTIVE, TEMP_OOS, TEMP_DISCONNECTED,
    TEMP_UNAVAILABLE]
    The default value is ACTIVE.
sub_profile_id (Sub Profile Id)
    Enter at least 1 character, but not more than 16 characters.
    There is no default value.
    Dependency chain: subscriber_profile.id
term_id (Termination ID)
    Enter at least 1 character, but not more than 32 characters.
    There is no default value.
    Dependency chain: termination.id
term_type (TERM TYPE)
    Enter one of the following values: [TERM, TG, ROUTE, RG]
    The default value is TERM.
terminating_immediate_rel (Terminating Immediate Release)
    Enter a boolean value of Y for yes or N for no.
    The default value is N.
tgn_id (Trunk Group Number ID)
    Enter a number from 0 to 99999999.
    There is no default value.
    Dependency chain: trunk_grp.id
usage_sens (Usage Sens)
    Enter a boolean value of Y for yes or N for no.
    The default value is Y.
zipcode (Zipcode)
    Enter at least 1 character, but not more than 10 characters.
    There is no default value.
-----
See Also:
-----
Related Commands:
    add subscriber
    audit subscriber
    delete subscriber
    help subscriber
    sync subscriber
    show subscriber

```

Context Sensitive (Release 4.5)

Context sensitive help is available based on the following categories:

- Context sensitive help for verbs
- Context sensitive help for nouns
- Context sensitive help for parameters
- Context sensitive help for parameter values

Context Sensitive Help for Verbs

Context sensitive help for verbs is provided under the following conditions:

- A user does not enter any characters at the CLI prompt and enters the Tab key
- A user enters a substring of the verb at the CLI prompt and enters the Tab key

If a user does not enter any characters at the CLI prompt and just presses the Tab key, a list of possible verbs is displayed.

If a user enters a substring of a verb at the CLI prompt and presses the Tab key, a list of all possible verbs, starting with the substring, is displayed.

Examples

If a user presses the Tab key at the CLI command prompt, a list of all possible verbs is displayed as follows:

<Tab>

```
Reply :
ack
add
audit
block
change
clear
control
delete
diag
download
equip
force_delete
get_trace
help
macro
query
report
reset
set_trace
show
start
status
stop
subscribe
sync
translate
unblock
unequip
unsubscribe
```

If a user types the character “s” and presses the Tab key, the command is ambiguous and cannot be resolved. All possible commands that begin with the character “s” are listed as follows:

s <Tab>
Reply :

```
set_trace
show
start
status
stop
subscribe
```

sync

Context Sensitive Help for nouns

Context sensitive help for nouns is provided for the following conditions:

- If a user enters a valid verb and presses the Tab key.
- If a user enters a valid verb, followed by a substring of the noun, and presses the Tab key

If a user enters a valid verb and presses the Tab key, a list of all possible nouns is displayed.

If a user enters a valid verb, followed by a substring of the noun, then enters the Tab key, a list of all possible nouns, starting with the substring, displays.

Examples

If a user enters the word “subscribe” and presses the Tab key, all possible nouns are listed for the verb as follows:

```
subscribe <Tab>
```

Reply :

```
alarm_report
debug_report
event_report
CLI>subscribe
```

Context Sensitive Help for Parameters

Context sensitive help for parameters is provided under the following conditions:

- A user enters a valid verb::noun pair and presses the Tab key.
- When the user enters a valid verb::noun pair and presses the Tab key a list of all possible parameters is displayed. Any parameters with an asterisks (*) are required parameters.
- A user enters a valid verb::noun pair with an invalid parameter and presses a invalid parameter.
- When the user enters a valid verb::noun pair with an invalid parameter and presses the Tab key, a list of all possible parameters is displayed. The parameters with asterisks (*) indicate a required parameter.

Examples

If user types “subscribe alarm-report” and presses the Tab key, the system attempts to complete the parameter part of the command. Since there is more than one match in this case, the entire list of possible parameters is listed as follows:

```
subscribe alarm-report <Tab>
```

Reply :

```
origin*
severity*
type*
```

Context Sensitive Help for Parameter Values

Context sensitive help for parameter values is provided when the a user types a valid verb, noun, parameter and the equal (=) sign.

Examples

If a user types “show user name=” and presses the Tab key, help is displayed for the parameter value.

```
show user name= <Tab>
```

Reply :

Enter at least 1 character, but not more than 16 characters. If you want to clear the value, please enter NULL.

Command Line Interface Extended Read Access Commands

The following Extended Read Access Commands (ERAC) are documented in the *Cisco BTS 10200 Softswitch Extended Read Access Commands* document.

- hg-dn-find
- hg-dn-list
- hg-sequence
- sub-cid
- sub-da-block
- sub-ld-block
- sub-oper-block

Related Documentation

Related documentation includes the following:

- *Cisco BTS 10200 Softswitch System Description Manual*
- *Cisco BTS 10200 Softswitch Operations, Maintenance and Troubleshooting Manual*
- *Release 4.1, 4.2, 4.4, or 4.5 Release Notes*

Obtaining Documentation

The following sections provide sources for obtaining documentation from Cisco Systems.

World Wide Web

You can access the most current Cisco documentation on the World Wide Web at the following sites:

- <http://www.cisco.com>
- <http://www-china.cisco.com>

- <http://www-europe.cisco.com>

Documentation CD-ROM

Cisco documentation and additional literature are available in a CD-ROM package, which ships with your product. The Documentation CD-ROM is updated monthly and may be more current than printed documentation. The CD-ROM package is available as a single unit or as an annual subscription.

Ordering Documentation

Cisco documentation is available in the following ways:

- Registered Cisco Direct Customers can order Cisco Product documentation from the Networking Products MarketPlace:
http://www.cisco.com/cgi-bin/order/order_root.pl
- Registered Cisco.com users can order the Documentation CD-ROM through the online Subscription Store:
<http://www.cisco.com/go/subscription>
- Nonregistered CCO users can order documentation through a local account representative by calling Cisco corporate headquarters (California, USA) at 408 526-7208 or, in North America, by calling 800 553-NETS(6387).

Documentation Feedback

If you are reading Cisco product documentation on the World Wide Web, you can submit technical comments electronically. Click Feedback in the toolbar and select Documentation. After you complete the form, click Submit to send it to Cisco.

You can e-mail your comments to bug-doc@cisco.com.

To submit your comments by mail, for your convenience many documents contain a response card behind the front cover. Otherwise, you can mail your comments to the following address:

Cisco Systems, Inc.
Document Resource Connection
170 West Tasman Drive
San Jose, CA 95134-9883

We appreciate your comments.

Obtaining Technical Assistance

Cisco provides Cisco.com as a starting point for all technical assistance. Customers and partners can obtain documentation, troubleshooting tips, and sample configurations from online tools. For Cisco.com registered users, additional troubleshooting tools are available from the TAC website.

Cisco.com

Cisco.com is the foundation of a suite of interactive, networked services that provides immediate, open access to Cisco information and resources at anytime, from anywhere in the world. This highly integrated Internet application is a powerful, easy-to-use tool for doing business with Cisco.

Cisco.com provides a broad range of features and services to help customers and partners streamline business processes and improve productivity. Through Cisco.com, you can find information about Cisco and our networking solutions, services, and programs. In addition, you can resolve technical issues with online technical support, download and test software packages, and order Cisco learning materials and merchandise. Valuable online skill assessment, training, and certification programs are also available.

Customers and partners can self-register on Cisco.com to obtain additional personalized information and services. Registered users can order products, check on the status of an order, access technical support, and view benefits specific to their relationships with Cisco.

To access Cisco.com, go to the following website:

<http://www.cisco.com>

Technical Assistance Center

The Cisco TAC website is available to all customers who need technical assistance with a Cisco product or technology that is under warranty or covered by a maintenance contract.

Contacting TAC by Using the Cisco TAC Website

If you have a priority level 3 (P3) or priority level 4 (P4) problem, contact TAC by going to the TAC website:

<http://www.cisco.com/tac>

P3 and P4 level problems are defined as follows:

- P3—Your network performance is degraded. Network functionality is noticeably impaired, but most business operations continue.
- P4—You need information or assistance on Cisco product capabilities, product installation, or basic product configuration.

In each of the above cases, use the Cisco TAC website to quickly find answers to your questions.

To register for Cisco.com, go to the following website:

<http://www.cisco.com/register/>

If you cannot resolve your technical issue by using the TAC online resources, Cisco.com registered users can open a case online by using the TAC Case Open tool at the following website:

<http://www.cisco.com/tac/caseopen>

Contacting TAC by Telephone

If you have a priority level 1(P1) or priority level 2 (P2) problem, contact TAC by telephone and immediately open a case. To obtain a directory of toll-free numbers for your country, go to the following website:

<http://www.cisco.com/warp/public/687/Directory/DirTAC.shtml>

P1 and P2 level problems are defined as follows:

- P1—Your production network is down, causing a critical impact to business operations if service is not restored quickly. No workaround is available.
- P2—Your production network is severely degraded, affecting significant aspects of your business operations. No workaround is available.



PART 1

Call Processing Provisioning Commands



CHAPTER 1

Call Agent Provisioning

Revised: July 24, 2009, OL-3743-41

This chapter describes the Call Agent Provisioning commands and their associated tables.



Note

In this chapter, an asterisk preceding a token name means the token is mandatory. A token without an asterisk is optional.



Note

After a new install or an upgrade, all provisioning is disabled unless the DB-LICENSE file is provisioned**. See the Cisco BTS 10200 Softswitch Provisioning Guide for steps.

**As of Release 4.5, DB-LICENSE provisioning is not required.

Activity

The Activity (activity) table schedules periodic or scheduled activities for the Cisco BTS 10200 Softswitch. Some activities can be enabled during switchover or at initialization time. The Activity table is a two-part table. The Activity Base table defines the activities and their properties supported by the Cisco BTS 10200 Softswitch. The Activity table schedules the frequency, and the start and end times for the activities.

Table Name: ACTIVITY

Table Containment Area: CA, FSPTC, and FSAIN

Command Types

Show, add, change and delete

Examples

```
show activity
add activity id=MEDIA-ALIVE-EM; freq=6h; start-time=02:00;
add activity id=SS7-CIC; enabled=n;
add activity id=MGCP-TERM; enabled=y; freq=30m;
change activity id=MEDIA-ALIVE-EM; freq=8h;
delete activity id=MEDIA-ALIVE-EM; (Release 4.5)
```

**Note**

Prior to Release 4.5, this table does not have a delete command. Disable activities by setting the enabled token to N.

Usage Guidelines

Primary Key Token(s): id

Rules:

- freq is required if enabled=y
- day-of-month is required if freq=monthly
- day-of-week is required if freq=monthly and day-of-month = first | second | third | fourth | last
- date-of-month is required if freq=monthly and day-of-month=date
- day-of-week is required if freq=weekly | biweekly
- end-time is required if fixed-time-interval=y

Syntax Description

| | |
|------|--|
| * ID | <p>Primary key. Foreign key: Activity Base table. Resource type for the specified module.</p> <p>VARCHAR(16): 1–16 ASCII characters.</p> <p>VARCHAR(32): 1–32 ASCII characters. (Release 4.5)</p> <p>Permitted values are:</p> <p>MEDIA-ALIVE-EM—Controls event message (EM) generation for long duration calls.</p> <p>MGCP-TERM—Controls the trunking gateway MGCP-side CIC audit.</p> <p>SS7-CIC—Controls the SS7-side CIC audit.</p> <p>Note Enter these values in upper case. These values are case-sensitive.</p> |
|------|--|

| | |
|---|---|
| * FREQ | <p>Specifies the frequency (number of times) to schedule the specified activity.</p> <p>VARCHAR(16): 1–16 ASCII characters. Permitted values are:</p> <p>5M—Run periodic task every 5 minutes.</p> <p>10M—Run periodic task every 10 minutes.</p> <p>15M—Run periodic task every 15 minutes.</p> <p>30M—Run periodic task every 30 minutes.</p> <p>1H—Run periodic task every 1 hour.</p> <p>2H—Run periodic task every 2 hours.</p> <p>3H—Run periodic task every 3 hours.</p> <p>4H—Run periodic task every 4 hours.</p> <p>6H—Run periodic task every 6 hours.</p> <p>8H—Run periodic task every 8 hours.</p> <p>12H—Run periodic task every 12 hours.</p> <p>DAILY—Run periodic task every 24 hours.</p> <p>WEEKLY—Run periodic task once every week on the specified day-of-week.</p> <p>BIWEEKLY—Run periodic task once every two weeks on the specified day-of-week.</p> <p>MONTHLY—Run periodic task once every month on the specified day or date.</p> |
| AUDIT-COUNT (Not supported) (Release 4.5) | <p>Specifies the number of records to be audited per interval.</p> <p>INTEGER. Range is defined in the Activity Base table.</p> |
| AUDIT-INTERVAL (Not supported) (Release 4.5) | <p>Specifies the interval between group of auditing triggers.</p> <p>INTEGER. Range is defined in the Activity Base table.</p> |
| AUTO-REFRESH | <p>Specifies whether to display cached data on the screen. Valid only for the show command.</p> <p>CHAR(1): Y/N (Default = Y).</p> <p>Y—Queries the database for the most current data.</p> <p>N—Queries the database for the most current data only if the cached data is unavailable.</p> |
| DATE-OF-MONTH | <p>Mandatory if day-of-month=date. Specifies the day of the month to run the activity.</p> <p>SMALLINT: 1–28.</p> <p>Note Because the dates 29, 30, and 31 do not occur every month, they are not specified.</p> |

| | |
|--|--|
| DAY-OF-MONTH | <p>Mandatory if freq=monthly. Use to schedule activities on a monthly basis.</p> <p>VARCHAR(16): 1–16 ASCII characters. Permitted values are:</p> <p>FIRST—Run periodic task once every month on the specified day-of-week.</p> <p>SECOND—Run periodic task once every month on the specified day-of-week.</p> <p>THIRD—Run periodic task once every month on the specified day-of-week.</p> <p>FOURTH—Run periodic task once every month on the specified day-of-week.</p> <p>LAST—Run periodic task once every month on the specified day-of-week.</p> <p>FIRSTDAY—Run periodic task once every month on the first day of the month.</p> <p>LASTDAY—Run periodic task once every month on the last day of the month.</p> <p>DATE—Run periodic task once every month on the specified date.</p> |
| DAY-OF-WEEK | <p>Mandatory if freq = weekly biweekly or freq = monthly and day-of-month = first second third fourth last. Use to schedule activities on a weekly basis.</p> <p>CHAR(3). Permitted values are:</p> <p>MON—Monday</p> <p>TUE—Tuesday</p> <p>WED—Wednesday</p> <p>THU—Thursday</p> <p>FRI—Friday</p> <p>SAT—Saturday</p> <p>SUN—Sunday</p> |
| DISPLAY | <p>Specifies what token information to display on the screen. Valid only for the show command.</p> <p>VARCHAR(1024): 1–1024 (Default = all tokens are displayed). Permitted values are any valid token that can be shown for this command. Multiple tokens can be entered by separating with a comma.</p> |
| ENABLED | <p>Specifies if the activity is enabled or disabled.</p> <p>CHAR(1): Y/N (Default = N).</p> <p>CHAR(1): Y/N (Default = Y). (Release 4.5)</p> <p>Y—The activity is performed at a specified frequency.</p> <p>N—The activity is not a periodic activity.</p> |
| END-TIME | <p>Specifies a specific time to suspend a scheduled activity. At the next scheduled time, the suspended activity picks up from where it left off.</p> <p>CHAR(5): HH:MM (Default = 00:00).</p> <p>Note There is no default as of Release 4.5.</p> |
| FIXED-TIME-INTERVAL (Not provisionable) | <p>Provisioned from the Activity Base table. Allows scheduling an activity to run only during fixed time interval. For the change command, the end-time token is required when using the fixed-time-interval token.</p> <p>CHAR(1): Y/N.</p> |

| | |
|-------------------------------------|--|
| LAST-CHANGED (Not provisionable) | Specifies when the activity record was modified. DATE: YYYY-MM-DD. Note Uses the system time when a record is provisioned or changed. |
| LIMIT | Specifies the number of rows to display on the screen. Valid only for the show command. INTEGER: 1–100000000 (Default = 100000000). Note The actual maximum number of rows displayed is currently lower than 100000000 due to software limitations. |
| ORDER | Specifies whether to display data on the screen in a sorted order. Valid only for the show command. VARCHAR(1024): 1–1024 (Default = all rows are displayed). Permitted values are any valid token that can be shown for this command. Multiple tokens can be entered by separating with a comma. |
| RESTART-ENABLED | Provisioned from the Activity Base table if not entered. Specifies if the activity must be run after initialization if a process was restarted. CHAR(1): Y/N (Default = Y). |
| SO-ENABLED | Provisioned from the Activity Base table if not entered. Specifies if the activity must be run after a switchover on the newly active side. CHAR(1): Y/N (Default = Y). |
| START-ROW | Specifies to begin displaying data on the screen at a specific row. Valid only for the show command. INTEGER: 1–100000000 (Default = 1). |
| START-TIME | Specifies a start time for a scheduled or a periodic activity. For a periodic activity, only the start time is used. Start-time must occur before end-time. CHAR(5): HH:MM—ranging from 00:00 to 23:59 (Default = 00:00). |

Activity Base

The Activity Base (activity-base) table defines valid activity IDs and the number of times they are to run. This table is populated during installation.

Table Name: ACTIVITY-BASE

Table Containment Area: EMS

Command Types

Show

Examples

```
show activity-base id=MEDIA-ALIVE-EM;
```

Usage Guidelines

Primary Key Token(s): id

| Syntax Description | |
|---|---|
| * ID | <p>Primary key. Resource Type for the specified module.</p> <p>VARCHAR(16): 1–16 ASCII characters.</p> <p>VARCHAR(32): 1–32 ASCII characters. (Release 4.5)</p> <p>Permitted values are listed in Table 1-1.</p> <p>Note Enter values in upper case. The values are case-sensitive.</p> |
| AUDIT-COUNT-RANGE-FROM (Not supported) | <p>Specifies the lower limit of the audit-count range.</p> <p>INTEGER: Default = 0.</p> |
| AUDIT-COUNT-RANGE-TO (Not supported) | <p>Specifies the upper limit of the audit-count range.</p> <p>INTEGER: Default = 0.</p> |
| AUDIT-INTERVAL-RANGE-FROM (Not supported) | <p>Specifies the lower limit of the audit-interval range.</p> <p>INTEGER: Default = 0.</p> |
| AUDIT-INTERVAL-RANGE-TO (Not supported) | <p>Specifies the upper limit of the audit-interval range.</p> <p>INTEGER: Default = 0.</p> |
| AUTO-REFRESH | <p>Specifies whether to display cached data on the screen. Valid only for the show command.</p> <p>CHAR(1): Y/N (Default = Y).</p> <p>Y—Queries the database for the most current data.</p> <p>N—Queries the database for the most current data only if the cached data is unavailable.</p> |
| DISPLAY | <p>Specifies what token information to display on the screen. Valid only for the show command.</p> <p>VARCHAR(1024): 1–1024 (Default = all tokens are displayed). Permitted values are any valid token that can be shown for this command. Multiple tokens can be entered by separating with a comma.</p> |
| FIXED-TIME-INTERVAL | <p>Specifies if the activity must be run during a fixed time interval.</p> <p>CHAR(1): Y/N (Default = N).</p> |
| LIMIT | <p>Specifies the number of rows to display on the screen. Valid only for the show command.</p> <p>INTEGER: 1–100000000 (Default = 100000000).</p> <p>Note The actual maximum number of rows displayed is currently lower than 100000000 due to software limitations.</p> |
| ORDER | <p>Specifies whether to display data on the screen in a sorted order. Valid only for the show command.</p> <p>VARCHAR(1024): 1–1024 (Default = all rows are displayed). Permitted values are any valid token that can be shown for this command. Multiple tokens can be entered by separating with a comma.</p> |

| | |
|-----------------|--|
| RESTART-ENABLED | Specifies if the activity must be run after initialization if a process was restarted. CHAR(1): Y/N (Default = Y). |
| SO-ENABLED | Specifies if the activity must be run after a switchover on the newly active side. CHAR(1): Y/N (Default = Y). |
| START-ROW | Specifies to begin displaying data on the screen at a specific row. Valid only for the show command. INTEGER: 1–100000000 (Default = 1). |
| VALID-FREQ | Defines a list of intervals that are allowable for the defined activity. If null, any valid frequency can be provisioned. VARCHAR(32): 1–32 ASCII characters. VARCHAR(64): 1–64 ASCII characters. (Release 4.5) Permitted values are: 5M—Run periodic task every 5 minutes. 10M—Run periodic task every 10 minutes. 15M—Run periodic task every 15 minutes. 30M—Run periodic task every 30 minutes. 1H—Run periodic task every 1 hour. 2H—Run periodic task every 2 hours. 3H—Run periodic task every 3 hours. 4H—Run periodic task every 4 hours. 6H—Run periodic task every 6 hours. 8H—Run periodic task every 8 hours. 12H—Run periodic task every 12 hours. DAILY—Run periodic task every 24 hours. WEEKLY—Run periodic task once every week on the specified day of week. BIWEEKLY—Run periodic task once every two weeks on the specified day of week. MONTHLY—Run periodic task once every month on the specified day or date. |

Table 1-1 describes the provisioning characteristics for the values of the Activity Base ID token values.

Table 1-1 Activity Base ID Token Values Characteristics

| ID | Valid-Freq | Fixed-Time Interval | So-Enabled | Restart-Enabled | Description |
|----------------|--------------------|---------------------|------------|-----------------|--|
| MEDIA-ALIVE-EM | 6H, 8H, 12H, DAILY | N | N | N | Controls EM generation for long duration calls. |
| MGCP-TERM | 30M, DAILY | N | Y | Y | Controls the trunking gateway MGCP-side CIC audit. |

Table 1-1 Activity Base ID Token Values Characteristics (continued)

| ID | Valid-Freq | Fixed-Time Interval | So-Enabled | Restart-Enabled | Description |
|--|---------------------------------------|---------------------|------------|-----------------|--|
| SIA-MEMORY-PERIODIC-AUDIT (Release 4.5) | 15M, 30M, 1H, 2H, 3H, 4H, 6H, 8H, 12H | N | Y | Y | SIA memory audit. |
| SIA-MEMORY-SCHEDULED-AUDIT (Release 4.5) | DAILY | N | N | N | Schedules an SIA memory audit daily at a fixed time. |
| SIM-MEMORY-PERIODIC-AUDIT (Release 4.5) | 15M, 30M, 1H, 2H, 3H, 4H, 6H, 8H, 12H | N | Y | Y | SIM memory audit. |
| SIM-MEMORY-SCHEDULED-AUDIT (Release 4.5) | DAILY | N | N | N | Schedules an SIM memory audit daily at a fixed time. |
| SS7-CIC | | N | Y | Y | Controls the SS7-side CIC audit. Can be scheduled at any time. |

Call Agent

The Call Agent (call-agent) table contains the domain name of the Call Agent switch. It is also provisioned in the Feature Server.

Table Name: CALL-AGENT

Table Containment Area: Call Agent, FSPTC, and FSAIN

Command Types

Show, add, change, and delete

Examples

```
show call-agent id=CA146;
add call-agent id=CA146; tsap-addr-sideA=190.10.100.200; clli=DALLTXRCDN5;
change call-agent id=ca146; tsap-addr-sideA=190.10.100.200; clli=DALLTXRCDN6;
delete call-agent id=CA146; tsap-addr-sideA=190.10.100.200; clli=DALLTXRCDN6;
```

Examples

```
show call-agent id=CA146;
add call-agent id=CA146; tsap-addr=190.10.100.200; clli=DALLTXRCDN5;
add call-agent id=CA146; tsap-addr=190.10.100.200; clli=DALLTXRCDN5;
change call-agent id=ca146; tsap-addr=190.10.100.200; clli=DALLTXRCDN6;
delete call-agent id=CA146; tsap-addr=190.10.100.200; clli=DALLTXRCDN6;
```

Usage Guidelines

Primary Key Token(s): id

Add Rules: None.

Change Rules: None.

Delete Rules:

- ID does not exist in any centrex-grp::call-agent-id.
- ID does not exist in any mlhg::call-agent-id.
- ID does not exist in any mgw::call-agent-id.
- ID does not exist in any trunk-grp::call-agent-id.

Syntax Description

| | |
|--------------------------------|--|
| * ID | <p>Primary key. Call Agent ID (domain name). Service provider assigns, based on network configuration.</p> <p>VARCHAR(8): 1–8 ASCII characters. The form of the id is CAnnn or cannn where nnn = 000 to 999.</p> |
| * TSAP-ADDR-SIDEA | <p>Transport service access point (TSAP) address for the domain name system (DNS) name of the Feature Control Protocol (FCP) link of the Call Agent. The DNS name then resolves to four IP addresses—two on the active side and two on the standby side. This DNS name must match the DNS name configured in the optcall.cfg file for the service interaction module (SIM) communication.</p> <p>VARCHAR(64): 7–64 ASCII characters in formats ranging from n.n.n.n to nnn.nnn.nnn.nnn. Domain names cannot begin with a number.</p> |
| * TSAP-ADDR (Release 4.4.0) | <p>Note SIM is responsible for selecting a service when two or more services are defined for the same Trigger ID (TID) / Trigger Detection Point (TDP). Service selection is based on the service priority.</p> |
| CLLI | <p>The Common Language Location Identifier (CLLI) for the Call Agent.</p> <p>CHAR(11): 11 ASCII characters.</p> |
| AUTO-REFRESH | <p>Specifies whether to display cached data on the screen. Valid only for the show command.</p> <p>CHAR(1): Y/N (Default = Y).</p> <p>Y—Queries the database for the most current data.</p> <p>N—Queries the database for the most current data only if the cached data is unavailable.</p> |
| DISPLAY | <p>Specifies what token information to display on the screen. Valid only for the show command.</p> <p>VARCHAR(1024): 1–1024 (Default = all tokens are displayed). Permitted values are any valid token that can be shown for this command. Multiple tokens can be entered by separating with a comma.</p> |

| | |
|------------------------|--|
| LIMIT | Specifies the number of rows to display on the screen. Valid only for the show command. INTEGER: 1–100000000 (Default = 100000000). Note The actual maximum number of rows displayed is currently lower than 100000000 due to software limitations. |
| MGW-MONITORING-ENABLED | Media Gateway monitoring enabled/disabled indicator. CHAR(1): Y/N (Default = Y). |
| ORDER | Specifies whether to display data on the screen in a sorted order. Valid only for the show command. VARCHAR(1024): 1–1024 (Default = all rows are displayed). Permitted values are any valid token that can be shown for this command. Multiple tokens can be entered by separating with a comma. |
| START-ROW | Specifies to begin displaying data on the screen at a specific row. Valid only for the show command. INTEGER: 1–100000000 (Default = 1). |

Call Agent Configuration

The Call Agent Configuration (ca-config) table defines the values a service provider is allowed to change. The Call Agent Configuration Base defines the defaults for each Call Agent and is used unless the Call Agent Configuration table is added with a different value. See [Appendix A, “Configurable Parameters and Values”](#) for the values that can be changed.



Note

When the Cisco BTS 10200 Softswitch looks for provisioned values, Call Agent Configuration table is read first to provide a value. If the Call Agent Configuration table is not provisioned, the system then reads the Call Agent Configuration Base table and returns that default value. (Release 4.5)

Table Name: CA-CONFIG

Table Containment Area: Call Agent, FSPTC, and FSAIN

Command Types

Show, add, change and delete (delete is supported as of Release 4.4.1)

Examples

```
show ca-config type=susp-tmr;
add ca-config type=susp-tmr; datatype=integer; value=250;
change ca-config type=susp-tmr; datatype=integer; value=200
change ca-config type=batch-mode-supp; value=Y;
change ca-config type=batch-latency; value=240;
delete ca-config type=susp-tmr; (Release 4.4.1)
```

Usage Guidelines

Primary Key Token(s): type

Change Rules: None.

Syntax Description

| | |
|-----------------|---|
| * TYPE | <p>Primary key. Type of configuration.</p> <p>VARCHAR(50): 1–50 ASCII characters. See Appendix A, “Configurable Parameters and Values” for values.</p> |
| * DATATYPE | <p>Type of data for the configuration type.</p> <p>VARCHAR(8): 1–8 ASCII characters. Permitted values are:</p> <p>BOOLEAN—The data entered for the value token is a BOOLEAN (Y, N, Yes, No) string.</p> <p>INTEGER—The data entered for the value token is an integer.</p> <p>STRING—The data entered for the value token is a character (ASCII) string.</p> <p>DIGITS—The data entered for the value token are digits.</p> |
| AUTO-REFRESH | <p>Specifies whether to display cached data on the screen. Valid only for the show command.</p> <p>CHAR(1): Y/N (Default = Y).</p> <p>Y—Queries the database for the most current data.</p> <p>N—Queries the database for the most current data only if the cached data is unavailable.</p> |
| DISPLAY | <p>Specifies what token information to display on the screen. Valid only for the show command.</p> <p>VARCHAR(1024): 1–1024 (Default = all tokens are displayed). Permitted values are any valid token that can be shown for this command. Multiple tokens can be entered by separating with a comma.</p> |
| LIMIT | <p>Specifies the number of rows to display on the screen. Valid only for the show command.</p> <p>INTEGER: 1–100000000 (Default = 100000000).</p> <p>Note The actual maximum number of rows displayed is currently lower than 100000000 due to software limitations.</p> |
| BATCH-LATENCY | <p>When batch-mode-supp=Y, batch-latency defines the maximum time (in seconds) to hold any EM before sending the batched RADIUS message.</p> <p>Obsolete as of Release 4.4.1. INTEGER: 1–999 (Default = 60).</p> |
| BATCH-MODE-SUPP | <p>Indicates whether batch mode is supported.</p> <p>CHAR(1): Y/N (Default = N).</p> <p>Obsolete as of Release 4.4.1. N—Batch mode is not supported.</p> <p>Y—Batch mode is supported.</p> |
| ORDER | <p>Specifies whether to display data on the screen in a sorted order. Valid only for the show command.</p> <p>VARCHAR(1024): 1–1024 (Default = all rows are displayed). Permitted values are any valid token that can be shown for this command. Multiple tokens can be entered by separating with a comma.</p> |

| | |
|-----------|---|
| START-ROW | Specifies to begin displaying data on the screen at a specific row. Valid only for the show command. INTEGER: 1–100000000 (Default = 1). |
| VALUE | The value associated with the datatype. VARCHAR(32): 1–32 ASCII characters. |

Call Agent Configuration Base

The Call Agent Configuration Base (ca-config-base) table is a static table provisioned in the Element Management System (EMS) to perform constraint checks. This table is not provisionable. Only the show command is allowed. Use the show command in this table to change information in the Call Agent Configuration table. Information in the Call Agent Configuration Base table must match the information in the Call Agent Configuration table.

Table Name: CA-CONFIG-BASE

Table Containment Area: EMS

Command Types

Show

Examples

```
show ca-config-base type=susp-tmr;
```

Usage Guidelines

Primary Key Token(s): type

Syntax Description

| | |
|--------------------------------|---|
| * TYPE (Not provisionable) | Primary key. Defines the type of data and the value column defines the data for the defined type. VARCHAR(50): 1–50 ASCII characters. |
| * DATATYPE (Not provisionable) | Specifies what kind of parameter is available for this type. VARCHAR(8): 1–8 ASCII characters. Permitted values are: BOOLEAN—The data entered for value token is a BOOLEAN (Y, N, Yes, No) string. INTEGER—The string entered for the value token is an integer. STRING—The string entered for the value token is a character string. DIGITS—The string entered for the value token is a digit string. |
| AUTO-REFRESH | Specifies whether to display cached data on the screen. Valid only for the show command. CHAR(1): Y/N (Default = Y). Y—Queries the database for the most current data. N—Queries the database for the most current data only if the cached data is unavailable. |

| | |
|--------------------------------------|---|
| CHK-POS-VAL | <p>If set, the EMS validates the VALUE field against one of the values provisioned in the Call Agent Configuration Base Possible Values table.</p> <p>CHAR(1): Permitted values are:</p> <p>Y—Validate the input string against value the Call Agent Configuration Base Possible Values table.</p> <p>N—No check.</p> <p>U—Convert the input string to upper case.</p> <p>L—Convert the input string to lower case.</p> |
| DEFAULT-VALUE (Not provisionable) | <p>Defines the value associated with data type defined by the type token.</p> <p>VARCHAR(32): 1–32 ASCII characters.</p> |
| DISPLAY | <p>Specifies what token information to display on the screen. Valid only for the show command.</p> <p>VARCHAR(1024): 1–1024 (Default = all tokens are displayed). Permitted values are any valid token that can be shown for this command. Multiple tokens can be entered by separating with a comma.</p> |
| FROM-VALUE (Not provisionable) | <p>First value of an integer range for this type.</p> <p>INTEGER.</p> |
| LIMIT | <p>Specifies the number of rows to display on the screen. Valid only for the show command.</p> <p>INTEGER: 1–100000000 (Default = 100000000).</p> <p>Note The actual maximum number of rows displayed is currently lower than 100000000 due to software limitations.</p> |
| ORDER | <p>Specifies whether to display data on the screen in a sorted order. Valid only for the show command.</p> <p>VARCHAR(1024): 1–1024 (Default = all rows are displayed). Permitted values are any valid token that can be shown for this command. Multiple tokens can be entered by separating with a comma.</p> |
| START-ROW | <p>Specifies to begin displaying data on the screen at a specific row. Valid only for the show command.</p> <p>INTEGER: 1–100000000 (Default = 1).</p> |
| TO-VALUE (Not provisionable) | <p>Last value of an integer range for this type.</p> <p>INTEGER.</p> |

Call Agent Profile

The Call Agent Profile (call-agent-profile) table is used to define the properties (functionality) of the Call Agent. This table is also used to specify a billing method: either EM or CDB.



Note

A Call Agent must be provisioned before provisioning in the Call Agent Profile table.

Table Name: CALL-AGENT-PROFILE

Table Containment Area: Call Agent

Command Types Show, add, change, and delete

Examples

```
show call-agent-profile id=ca146;
add call-agent-profile id=ca146; cms-id=12345; mgc-supp=y; mgc-id=12345;
feid=financial-entity-id1; cdb-billing-supp=n; em-billing-supp=y; pri-rks-profile-id=rks1;
sec-rks-profile-id=rks2;
change call-agent-profile id=ca146; cdb-billing-supp=n;
delete call-agent-profile id=ca146;
```

Usage Guidelines

Primary Key Token(s): id

Foreign Key Token(s): id


Add Rules: None.


Change Rules: None.

Delete Rules: None.

Syntax Description

| | |
|--|--|
| * ID | Primary key. Foreign key: Call Agent table. Domain name of the specific Call Agent (CA), in the format CAnnn, where nnn = 3-digit number previously assigned to the CA. This value is case-sensitive (CA146 and ca146 are not the same). This is the unique identifier for this Call Agent (CMS) node, which was permanently assigned at the time of software installation on the Cisco BTS 10200 Softswitch. VARCHAR(8): 1–8 ASCII characters. |
| * CMS-ID (This token is optional as of Release 4.4.1) | Specifies the 5-digit element ID of the CMS. INTEGER: 00000–99999 (Default = 99999 in Release 4.4.1). Note This token must be provisioned to support the Communications Assistance for Law Enforcement Act (CALEA). |
| * MGC-ID (Optional as of Release 4.4.1) | Specifies the 5-digit element ID of the MGC. INTEGER: 00000–99999 (Default = 99999 in Release 4.4.1). Note This token must be provisioned to support the Communications Assistance for Law Enforcement Act (CALEA). |
| * FEID | Financial entity ID (FEID) of the Cisco BTS 10200 Softswitch (CMS/MGC) that is included in event messages sent to the RKS for billing purposes. PacketCable zones can be divided into one or more logical financial entity IDs. A single CMS/MGC is assigned at most one FEID; however, more than one CMS can be assigned the same FEID. VARCHAR(255): 1–255 ASCII characters (Default = 33333 in Release 4.4.1). Note This optional token becomes mandatory if the CMS-SUPP token, the MGC-SUPP token, or both are set to Y (yes) in Releases 4.1, 4.2 and 4.4.0. This token is optional in Release 4.4.1 regardless of whether the MGC-SUPP token is set to Y (yes). The CMS-SUPP token is obsolete in Release 4.4.1. |

| | |
|--------------------------------------|---|
| AUTO-REFRESH | <p>Specifies whether to display cached data on the screen. Valid only for the show command.</p> <p>CHAR(1): Y/N (Default = Y).</p> <p>Y—Queries the database for the most current data.</p> <p>N—Queries the database for the most current data only if the cached data is unavailable.</p> |
| CDB-BILLING-SUPP | <p>Specifies whether to generate call detail blocks (CDBs) for billing. If changed, change takes effect only on a failover.</p> <p>CHAR(1): Y/N (Default = Y).</p> <p>Y—Provide CDB billing.</p> <p>N—Do not provide CDB billing</p> |
| | <p> Caution Cisco strongly recommends that you do not set both cdb-billing-supp and em-billing-supp to Y. Attempting to generate both types of records simultaneously can significantly degrade system performance.</p> |
| | <p>Note To set both the cdb-billing-supp and em-billing-supp tokens to Y, include FORCED=Y in the command line (Release 4.4.1).</p> |
| CMS-SUPP (Obsolete in Release 4.4.1) | <p>Specifies whether CMS functionality is supported by the element.</p> <p>CHAR(1): Y/N (Default = N).</p> |
| DESCRIPTION | <p>Service provider-defined description.</p> <p>VARCHAR(64): 1–64 ASCII characters.</p> |
| DISPLAY | <p>Specifies what token information to display on the screen. Valid only for the show command.</p> <p>VARCHAR(1024): 1–1024 (Default = all tokens are displayed). Permitted values are any valid token that can be shown for this command. Multiple tokens can be entered by separating with a comma.</p> |
| DQOS-SUPP | <p>Determines whether DQoS is supported by this Call Agent.</p> <p>CHAR(1): Y/N (Default = N).</p> <p>N—DQoS is not supported by this Call Agent.</p> <p>Y—Support for DQoS is supported by this Call Agent.</p> |

| | |
|-------------------------|--|
| EM-BILLING-SUPP | <p>Specifies whether to generate PacketCable event messages for billing. If changed, change takes effect only on a failover.</p> <p>CHAR(1): Y/N (Default = N).</p> <p>N—Do not provide event message generation.</p> <p>Y—Provide event message generation.</p> <div style="border: 1px solid black; padding: 5px; margin-top: 10px;">  <p>Caution Cisco strongly recommends that you do not set both CDB-BILLING-SUPP and EM-BILLING-SUPP to Y. Attempting to generate both types of records simultaneously can significantly degrade system performance.</p> </div> |
| | <p>Note To set both the cdb-billing-supp and em-billing-supp tokens to Y, include FORCED=Y in the command line (Release 4.4.1).</p> |
| FORCED (Release 4.4.1) | <p>Allows a user to set both EM and CDB billing.</p> <p>CHAR(1): Y/N (Default = N).</p> |
| GTD-SUPP | <p>Specifies if generic transport descriptor (GTD) functionality is supported by the element. GTD is an ASCII-based encoding scheme used to pass signaling information end-to-end.</p> <p>CHAR(1): Y/N (Default = N).</p> |
| LIMIT | <p>Specifies the number of rows to display on the screen. Valid only for the show command.</p> <p>INTEGER: 1–100000000 (Default = 100000000).</p> <p>Note The actual maximum number of rows displayed is currently lower than 100000000 due to software limitations.</p> |
| MGC-ID | <p>The 5 digit element id for the MGC type (used for EM billing)</p> <p>INTEGER: 00000–99999 (Default = 99999).</p> |
| ORDER | <p>Specifies whether to display data on the screen in a sorted order. Valid only for the show command.</p> <p>VARCHAR(1024): 1–1024 (Default = all rows are displayed). Permitted values are any valid token that can be shown for this command. Multiple tokens can be entered by separating with a comma.</p> |
| PCMM-SUPP (Release 4.5) | <p>Specifies whether PacketCable Multimedia Specification (PCMM) is supported.</p> <p>CHAR(1): Y/N (Default = N).</p> |
| PRI-RKS-PROFILE-ID | <p>Foreign key: Radius Profile table. Primary RKS Profile ID. Must be the same as the radius-profile id for the primary RKS.</p> <p>VARCHAR(16): 1–16 ASCII characters.</p> |
| SEC-RKS-PROFILE-ID | <p>Foreign key: Radius Profile table. Secondary RKS Profile ID. Must be the same as the radius-profile id for the secondary RKS.</p> <p>VARCHAR(16): 1–16 ASCII characters.</p> |
| START-ROW | <p>Specifies to begin displaying data on the screen at a specific row. Valid only for the show command.</p> <p>INTEGER: 1–100000000 (Default = 1).</p> |

Call Agent Configuration Base Possible Values (Release 4.4.1)

The Call Agent Configuration Base Possible Values (ca-config-base-pos-val) table is a static table provisioned in the Element Management System (EMS) to perform constraint checks on possible values for any particular ca-config token. This table is not provisionable. Only the show command is allowed.

Table Name: CA-CONFIG-BASE-POS-VAL

Table Containment Area: EMS

Command Types

Show

Examples

```
show ca-config-base-pos-val type=protocol-version;value=I01;
```

Usage Guidelines

Primary Key Token(s): type, value

Add Rules: None.

Change Rules: None.

Delete Rules: None.

Syntax Description

| | |
|--------------|--|
| * TYPE | Primary key. Foreign key: Call Agent Configuration Base table. Defines the type of data. VARCHAR(50): 1–50 ASCII characters. See Table 1-2 for permitted values. |
| * VALUE | Primary key. Defines the value associated with the data type defined by the type token. VARCHAR(32): 1–32 ASCII characters. See Table 1-2 for permitted values. |
| AUTO-REFRESH | Specifies whether to display cached data on the screen. Valid only for the show command. CHAR(1): Y/N (Default = Y). Y—Queries the database for the most current data. N—Queries the database for the most current data only if the cached data is unavailable. |
| DISPLAY | Specifies what token information to display on the screen. Valid only for the show command. VARCHAR(1024): 1–1024 (Default = all tokens are displayed). Permitted values are any valid token that can be shown for this command. Multiple tokens can be entered by separating with a comma. |
| LIMIT | Specifies the number of rows to display on the screen. Valid only for the show command. INTEGER: 1–100000000 (Default = 100000000). Note The actual maximum number of rows displayed is currently lower than 100000000 due to software limitations. |

| | |
|-----------|--|
| ORDER | Specifies whether to display data on the screen in a sorted order. Valid only for the show command. VARCHAR(1024): 1–1024 (Default = all rows are displayed). Permitted values are any valid token that can be shown for this command. Multiple tokens can be entered by separating with a comma. |
| START-ROW | Specifies to begin displaying data on the screen at a specific row. Valid only for the show command. INTEGER: 1–100000000 (Default = 1). |

Table 1-2 lists the valid types and values for the Call Agent Configuration Base Possible Values table.

Table 1-2 *Call Agent Configuration Base Possible Values Types and Values*

| Type | Value | Description |
|-------------------------------|------------|---------------------------|
| AC-ACTIVATION-LEVEL | ONE | |
| AC-ACTIVATION-LEVEL | TWO | |
| ACCT-CODE-PROMPT-TONE | CF | Confirm tone |
| ACCT-CODE-PROMPT-TONE | DL | Dial tone |
| ACCT-CODE-PROMPT-TONE | MWI | Message waiting indicator |
| ACCT-CODE-PROMPT-TONE | P | Prompt tone |
| ACCT-CODE-PROMPT-TONE | SDL | Stutter dial tone |
| ACCT-CODE-PROMPT-TONE | SL | Stutter dial tone |
| AR-ACTIVATION-LEVEL | ONE | |
| AR-ACTIVATION-LEVEL | TWO | |
| COT-ACTIVATION-LEVEL | ONE | |
| COT-ACTIVATION-LEVEL | TWO | |
| DEFAULT-CODEC-TYPE | PCMU | |
| DEFAULT-CODEC-TYPE | PCMA | |
| DEFAULT-CODEC-TYPE | G.722 | |
| DEFAULT-CODEC-TYPE | G.723.1-H | |
| DEFAULT-CODEC-TYPE | G.723.1A-H | |
| DEFAULT-CODEC-TYPE | G.723.1-L | |
| DEFAULT-CODEC-TYPE | G.723.1A-L | |
| DEFAULT-CODEC-TYPE | G.729 | |
| DEFAULT-CODEC-TYPE | G.729A | |
| DEFAULT-CODEC-TYPE | G.729AB | |
| DEFAULT-CODEC-TYPE | G.729B | |
| DEFAULT-CODEC-TYPE | G.729E | |
| DEFAULT-CODEC-TYPE (Not Used) | G.CLEAR | |
| DEFAULT-CODEC-TYPE | G.726-40K | |

Table 1-2 *Call Agent Configuration Base Possible Values Types and Values (continued)*

| Type | Value | Description |
|--|---------------------|---------------------------------------|
| DEFAULT-CODEC-TYPE | G.726-32K | |
| DEFAULT-CODEC-TYPE | G.726-24K | |
| DEFAULT-CODEC-TYPE | G.726-16K | |
| DEFAULT-CODEC-TYPE | G.728 | |
| DEFAULT-IVR-SCRIPT-PKG-TYPE | BAU | Basic audio package. |
| DEFAULT-IVR-SCRIPT-PKG-TYPE | AAU | Advanced audio package. |
| DEFAULT-IVR-SCRIPT-PKG-TYPE | A | Announcement package. |
| DEFAULT-IVR-SCRIPT-PKG-TYPE | TCL | Tool command language. |
| EXCHANGE-TYPE | A | |
| EXCHANGE-TYPE | B | |
| PROTOCOL-VERSION | I01 | PacketCable EM specification version. |
| MGCP-T38-FAX-MODE-PREF1 (Release 4.5) | T38_FXR _ LOOSE | Not provisionable. |
| MGCP-T38-FAX-MODE-PREF1 (Not used) (Release 4.5) | T38_FXR _ STRICT | Not provisionable. |
| MGCP-T38-FAX-MODE-PREF1 (Not used) (Release 4.5) | T38_FXR _ GW | Not provisionable. |
| MGCP-T38-FAX-MODE-PREF2 (Not used) (Release 4.5) | T38_FXR _ LOOSE | Not provisionable. |
| MGCP-T38-FAX-MODE-PREF2 (Not used) (Release 4.5) | T38_FXR _ STRICT | Not provisionable. |
| MGCP-T38-FAX-MODE-PREF2 (Not used) (Release 4.5) | T38_FXR _ GW | Not provisionable. |
| MGCP-T38-FAX-MODE-PREF3 (Not used) (Release 4.5) | T38_FXR _ LOOSE | Not provisionable. |
| MGCP-T38-FAX-MODE-PREF3 (Not used) (Release 4.5) | T38_FXR _ STRICT | Not provisionable. |
| MGCP-T38-FAX-MODE-PREF3 (Release 4.5) | T38_FXR _ GW | Not provisionable. |
| PROTOCOL-VERSION | I02 | PacketCable EM specification version |
| PROTOCOL-VERSION | I03 | PacketCable EM specification version |
| SCTP-DSCP | EF | |
| SCTP-DSCP | AF11 | |
| SCTP-DSCP | AF12 | |
| SCTP-DSCP | AF13 | |
| SCTP-DSCP | AF21 | |

Table 1-2 *Call Agent Configuration Base Possible Values Types and Values (continued)*

| Type | Value | Description |
|-------------------|---------|--|
| SCTP-DSCP | AF22 | |
| SCTP-DSCP | AF23 | |
| SCTP-DSCP | AF31 | |
| SCTP-DSCP | AF32 | |
| SCTP-DSCP | AF33 | |
| SCTP-DSCP | AF41 | |
| SCTP-DSCP | AF42 | |
| SCTP-DSCP | AF43 | |
| SCTP-DSCP | CS1 | |
| SCTP-DSCP | CS2 | |
| SCTP-DSCP | CS3 | |
| SCTP-DSCP | CS4 | |
| SCTP-DSCP | CS5 | |
| SCTP-DSCP | CS6 | |
| SCTP-DSCP | CS7 | |
| SCTP-DSCP | DEFAULT | |
| TIME-RELEASE-TONE | NOTONE | If a time release procedure is applied, the Cisco BTS 10200 Softswitch checks the time release tone values to determine the tone to play. Permitted values for the tone are: NOTONE—no-tone (silence) BT—busy tone ROT—reorder tone ROH—receiver off hook warning tone |
| TIME-RELEASE-TONE | BT | |
| TIME-RELEASE-TONE | ROT | |
| TIME-RELEASE-TONE | ROH | |

Common Language Location Identifier Code (Release 4.5)

The Common Language Location Identifier (CLLI) Code (clli-code) table is used when multiple CLLI codes must be supported. One CLLI code can be defined per point of presence (POP). Since the Cisco BTS 10200 Softswitch supports multiple POPs, the Cisco BTS 10200 Softswitch supports multiple CLLI codes.

Table Name: CLLI-CODE

Table Containment Area: EMS ONLY

Command Types

Show, add, change, and delete

Examples

```
show clli-code;
add clli-code id=NBWKNJ17DS1;
change clli-code id=NBWKNJ17DS1; description=CLLI Code for NEW Brunswick POP.
delete clli-code id=NBWKNJ17DS1;
```

Usage Guidelines

Primary Key Token(s): id

Add Rules: None.

Change Rules: None.

Delete Rules: None.

Syntax Description

| | |
|--------------|--|
| * ID | Primary key. The CLI code. VARCHAR(11): 1–11 ASCII characters. |
| AUTO-REFRESH | Specifies whether to display cached data on the screen. Valid only for the show command. CHAR(1): Y/N (Default = Y). Y—Queries the database for the most current data. N—Queries the database for the most current data only if the cached data is unavailable. |
| DESCRIPTION | Service provider-defined description. VARCHAR(64): 1–64 ASCII characters. |
| DISPLAY | Specifies what token information to display on the screen. Valid only for the show command. VARCHAR(1024): 1–1024 (Default = all tokens are displayed). Permitted values are any valid token that can be shown for this command. Multiple tokens can be entered by separating with a comma. |
| LIMIT | Specifies the number of rows to display on the screen. Valid only for the show command. INTEGER: 1–100000000 (Default = 100000000). Note The actual maximum number of rows displayed is currently lower than 100000000 due to software limitations. |
| ORDER | Specifies whether to display data on the screen in a sorted order. Valid only for the show command. VARCHAR(1024): 1–1024 (Default = all rows are displayed). Permitted values are any valid token that can be shown for this command. Multiple tokens can be entered by separating with a comma. |
| START-ROW | Specifies to begin displaying data on the screen at a specific row. Valid only for the show command. INTEGER: 1–100000000 (Default = 1). |

Emergency Number List

The Emergency Number List (emergency-number-list) table defines emergency numbers. During overload, the call is allowed if a dialed number matches a number in this table. The call is dropped if a dialed number does not match a number in this table.

Table Name: EMERGENCY-NUMBER-LIST

Table Containment Area: Call Agent, EMS

Command Types

Show, add, change and delete

Examples

```
show emergency-number-list;
add emergency-number-list digit-string=911;
change emergency-number-list digit-string=911; description=E911 number;
delete emergency-number-list digit-string=911;
```

Usage Guidelines

Primary Key Token(s): digit-string

Add Rules: None.

Change Rules: None.

Delete Rules: None.

Syntax Description

| | |
|------------------------|--|
| * DIGIT-STRING | Primary key. Specifies the digit string to be considered as an emergency number. VARCHAR(14): 1–14 ASCII characters. |
| AUTO-REFRESH | Specifies whether to display cached data on the screen. Valid only for the show command. CHAR(1): Y/N (Default = Y). Y—Queries the database for the most current data. N—Queries the database for the most current data only if the cached data is unavailable. |
| DESCRIPTION (EMS only) | Service provider-defined description. VARCHAR(64): 1–64 ASCII characters. |
| DISPLAY | Specifies what token information to display on the screen. Valid only for the show command. VARCHAR(1024): 1–1024 (Default = all tokens are displayed). Permitted values are any valid token that can be shown for this command. Multiple tokens can be entered by separating with a comma. |

| | |
|-----------|---|
| LIMIT | <p>Specifies the number of rows to display on the screen. Valid only for the show command.</p> <p>INTEGER: 1–100000000 (Default = 100000000).</p> <p>Note The actual maximum number of rows displayed is currently lower than 100000000 due to software limitations.</p> |
| ORDER | <p>Specifies whether to display data on the screen in a sorted order. Valid only for the show command.</p> <p>VARCHAR(1024): 1–1024 (Default = all rows are displayed). Permitted values are any valid token that can be shown for this command. Multiple tokens can be entered by separating with a comma.</p> |
| START-ROW | <p>Specifies to begin displaying data on the screen at a specific row. Valid only for the show command.</p> <p>INTEGER: 1–100000000 (Default = 1).</p> |

Feature Server

The Feature Server (feature-server) table identifies the location and type of a Feature Server (POTS or AIN). This table also identifies the media gateways (MGWs) used by the Feature Server. It is updated at both the Call Agent and the applicable Feature Server. The Feature Server can be prepopulated during installation using a script, and it is used to automatically provision the Service Trigger table.

Table Name: FEATURE-SERVER

Table Containment Area: Call Agent / FSPTC / FSAIN (Release 4.5)

Command Types

Show, add, change, and delete

Examples

```
show feature-server id=FSPTC002;
add feature-server id=FSPTC002;tsap-addr-sidea=190.101.100.103:11025;type=pots;
change feature-server id=FSPTC002;type=pots;tsap-addr-sidea=test.cisco.com;
delete feature-server id=FSPTC002;
```

Examples

```
add feature-server id=FSPTC002;tsap-addr=190.101.100.103:11025;type=pots;
change feature-server id=FSPTC002;type=pots;tsap-addr=test.cisco.com;
```

Usage Guidelines

Primary Key Token(s): id

Add Rules: None.

Change Rules: None.

Delete Rules:

- ID does not exist in any feature::feature-server-id.
- ID does not exist in any service-trigger::feature-server-id.

**Note**

When adding a Feature Server, add the entries to the Call Agent as well as the Feature Server tables in the respective Feature Servers. The POTS Feature Server has the Feature Server table, but the AIN Feature Server does not.

Syntax Description

| | |
|---------------------------------------|--|
| * ID | <p>Primary key. The format of id is FSPTCnnn or (fsptc nnn if POTS Feature Server) and FSAINnnn (or fsainnnn if AIN Feature Server).</p> <p>VARCHAR(8): 1–8 ASCII characters in the format FSPTCnnn or fsptcnnn; FSAINnnn or fsainnnn, where nnn = 000–999.</p> <p>Note There are no naming restrictions if the Feature Server TYPE=3PTY.</p> |
| * TSAP-ADDR-SIDEA | TSAP address of Side A of the Feature Server. |
| TSAP-ADDR (Release 4.4.1) | <p>VARCHAR(64): 7–64 ASCII characters in formats ranging from n.n.n.n to nnn.nnn.nnn.nnn. DNS or IP address. Domain names cannot begin with a number.</p> |
| * TYPE | <p>Type of Feature Server.</p> <p>VARCHAR(4): 1–4 ASCII characters. Permitted values are:</p> <p>AIN—Advanced Intelligent Network</p> <p>POTS—Plain old telephone service (includes Tandem and Centrex)</p> <p>3PTY—Third Party Feature Server (Release 4.5)</p> |
| AUTO-REFRESH | <p>Specifies whether to display cached data on the screen. Valid only for the show command.</p> <p>CHAR(1): Y/N (Default = Y).</p> <p>Y—Queries the database for the most current data.</p> <p>N—Queries the database for the most current data only if the cached data is unavailable.</p> |
| DESCRIPTION (EMS-only field) | <p>Service provider-defined description.</p> <p>VARCHAR(64): 1–64 ASCII characters.</p> |
| DISPLAY | <p>Specifies what token information to display on the screen. Valid only for the show command.</p> <p>VARCHAR(1024): 1–1024 (Default = all tokens are displayed). Permitted values are any valid token that can be shown for this command. Multiple tokens can be entered by separating with a comma.</p> |
| EXTERNAL-FEATURE-SERVER (Release 4.5) | <p>Specifies to the Call Agent whether a feature server is an external feature server. If the feature server is external, an external FQDN must be sent to the Feature Server. Can be set to Y only if type = 3pty.</p> <p>CHAR(1): Y/N (Default = N).</p> |
| LIMIT | <p>Specifies the number of rows to display on the screen. Valid only for the show command.</p> <p>INTEGER: 1–100000000 (Default = 100000000).</p> <p>Note The actual maximum number of rows displayed is currently lower than 100000000 due to software limitations.</p> |

| | |
|-----------|--|
| ORDER | Specifies whether to display data on the screen in a sorted order. Valid only for the show command. VARCHAR(1024): 1–1024 (Default = all rows are displayed). Permitted values are any valid token that can be shown for this command. Multiple tokens can be entered by separating with a comma. |
| START-ROW | Specifies to begin displaying data on the screen at a specific row. Valid only for the show command. INTEGER: 1–100000000 (Default = 1). |

Nature of Dial

The Nature of Dial (nod) table describes the type of digits that a subscriber can dial. One or more NOD values can apply for a call. The NOD table is used in conjunction with the Nature of Dial White Black List table (NOD-WB-LIST) to allow or restrict types of subscriber calls.

Table Name: NOD

Table Containment Area: EMS only

Command Types Show

Examples `show nod;`

Usage Guidelines Primary Key Token(s): nod

| | | |
|---------------------------|--------------|--|
| Syntax Description | * NOD | Primary key. Nature of dial. VARCHAR(16): 1–16 ASCII characters. |
| | DESCRIPTION | Service provider-defined description. VARCHAR(128): 1–128 ASCII characters. |
| | AUTO-REFRESH | Specifies whether to display cached data on the screen. Valid only for the show command. CHAR(1): Y/N (Default = Y). Y—Queries the database for the most current data. N—Queries the database for the most current data only if the cached data is unavailable. |
| | DISPLAY | Specifies what token information to display on the screen. Valid only for the show command. VARCHAR(1024): 1–1024 (Default = all tokens are displayed). Permitted values are any valid token that can be shown for this command. Multiple tokens can be entered by separating with a comma. |
| | | |

| | |
|-----------|--|
| LIMIT | Specifies the number of rows to display on the screen. Valid only for the show command. INTEGER: 1–100000000 (Default = 100000000). Note The actual maximum number of rows displayed is currently lower than 100000000 due to software limitations. |
| ORDER | Specifies whether to display data on the screen in a sorted order. Valid only for the show command. VARCHAR(1024): 1–1024 (Default = all rows are displayed). Permitted values are any valid token that can be shown for this command. Multiple tokens can be entered by separating with a comma. |
| START-ROW | Specifies to begin displaying data on the screen at a specific row. Valid only for the show command. INTEGER: 1–100000000 (Default = 1). |

Table 1-3 lists the valid NOD values.

Table 1-3 Valid NOD Values

| Nature of Dial | Description |
|----------------|--|
| AIRLINES | Airlines (Release 4.5) |
| AMBULANCE | Ambulance |
| ANA | Automatic Number Announcement (Release 4.5) |
| ATTENDANT | Attendant Access (Centrex) |
| BLV | Busy Line Verification (Release 4.5) |
| BUSINESS | Business Office |
| CASUAL | Casual Call |
| CUT-THRU | Cut-thru Call |
| DA | Directory Assistance Call |
| DA-TOLL | Directory Assistance Toll Call |
| EMG | Emergency Call |
| EXTENSION | Telephone Extension Dialing |
| FIRE | Fire |
| INFO | Information Call (976) |
| INTERLATA | InterLATA Toll Call |
| INTL | International Call |
| INTL-OPR | International Operator Assisted |
| INTL-WZ1 | International call within World Zone 1 (outside of contiguous 48 states) (Release 4.5) |
| LB-TEST | Loopback Test Call (108 Test Line) (Release 4.5) |
| LNP | Local Number Portability Call (Release 4.5) |
| LOCAL | Local Call |
| LRN | Location Routing Number (Release 4.5) |

Table 1-3 **Valid NOD Values (continued)**

| Nature of Dial | Description |
|----------------|--|
| MOBILE | Calls to Mobile Network (Release 4.5) |
| NAS | Network Access Server (Release 4.5) |
| NATIONAL | National Call |
| NAT-OPR | National Operator Assisted Call |
| NON-EMG | Non Emergency Number (311) |
| OPERATOR | Operator Call |
| PCS | PCS (500) Call |
| POLICE | Police |
| PREMIUM | Premium Rate Call (900) |
| RAILWAYS | Railways Information and Reservation (Release 4.5) |
| RELAY | Relay |
| REPAIR | Repair Bureau |
| SPEED-CALL | Speed dialing (Release 4.5) |
| SUBSCRIBER | Subscriber Call |
| SVC-CODE | Generic Service Code Call Type (Release 4.5) |
| TANDEM | Tandem Call |
| TEST-CALL | Test Call (Release 4.5) |
| TIME | Time |
| TOLL | IntraLATA Toll Call |
| TOLL-FREE | Toll Free Call |
| TRAFFIC | Traffic Accident Report |
| TW | Time and Weather |
| WEATHER | Weather Report |
| 500 | 500 (PCS) Call |
| 700 | 700 Call |
| 900 | 900 (Premium Rate) Call |
| 976 | 976 (Information) Call |

Network Element (Release 4.4.1)

The Network Element (network-element) table defines specific target elements (Call Agent and Feature Servers). This table is used by the Queuing and Audit Manager (QAM) process during provisioning.

Table Name: NETWORK-ELEMENT

Table Containment Area: EMS Only

Command Types

Show

Examples

```
show network-element id=CA146;
```

Usage Guidelines

Primary Key Token(s): id

Add Rules: None

Change Rules: None

Delete Rules: None.

Syntax Description

| | |
|--------------|--|
| * ID | Primary key. The Network Element ID (domain name). The format of the ID is CAnnn, FSPTCnnn, or FSAINnnn, where nnn = 000 to 999. The service provider assigns this ID based on the network configuration. VARCHAR(8): 1–8 ASCII characters. |
| * TYPE | Type of Network Element. VARCHAR(16): 1–16 ASCII characters. Permitted values are: CA POTS AIN |
| AUTO-REFRESH | Specifies whether to display cached data on the screen. Valid only for the show command. CHAR(1): Y/N (Default = Y). Y—Queries the database for the most current data. N—Queries the database for the most current data only if the cached data is unavailable. |
| DESCRIPTION | Service provider-defined description. VARCHAR(64): 1–64 ASCII characters. |
| DISPLAY | Specifies what token information to display on the screen. Valid only for the show command. VARCHAR(1024): 1–1024 (Default = all tokens are displayed). Permitted values are any valid token that can be shown for this command. Multiple tokens can be entered by separating with a comma. |
| LIMIT | Specifies the number of rows to display on the screen. Valid only for the show command. INTEGER: 1–100000000 (Default = 100000000). Note The actual maximum number of rows displayed is currently lower than 100000000 due to software limitations. |

| | |
|-----------|--|
| ORDER | Specifies whether to display data on the screen in a sorted order. Valid only for the show command. VARCHAR(1024): 1–1024 (Default = all rows are displayed). Permitted values are any valid token that can be shown for this command. Multiple tokens can be entered by separating with a comma. |
| START-ROW | Specifies to begin displaying data on the screen at a specific row. Valid only for the show command. INTEGER: 1–100000000 (Default = 1). |

Variable Default

The Variable Default (var-default) table is used to modify the factory default values assigned to database tables. The table-name is referred as *noun* while the token name is referred as *var-name*. A service provider can modify the default values for some tokens to meet specific business needs. This table does not perform any constraint checks.

Table Name: VAR-DEFAULT

Table Containment Area: EMS

Command Types

Show, add, change, and delete

Examples

```
show var-default noun=dial-plan; var-name=min-digits;
add var-default noun=dial-plan; var-name=min-digits; DEF-VALS=9;
change var-default noun=dial-plan; var-name=min-digits; DEF-VALS=10;
delete var-default noun=dial-plan; var-name=min-digits;
```

Usage Guidelines

Primary Key Token(s): noun, var-name

Add Rules: Foreign key constraints

Change Rules: Foreign key constraints

Delete Rules: None.

Syntax Description

| | |
|------------|---|
| * NOUN | Primary key. Foreign key: Commandparameter table. Table name. VARCHAR(50): 1–50 ASCII characters. |
| * VAR-NAME | Primary key. Token name. VARCHAR(50): 1–50 ASCII characters. |
| * DEF-VALS | Specifies the default value to use. The default value overrides the factory default value. VARCHAR(100): 1–100 ASCII characters. |

| | |
|--------------|---|
| AUTO-REFRESH | <p>Specifies whether to display cached data on the screen. Valid only for the show command.</p> <p>CHAR(1): Y/N (Default = Y).</p> <p>Y—Queries the database for the most current data.</p> <p>N—Queries the database for the most current data only if the cached data is unavailable.</p> |
| DISPLAY | <p>Specifies what token information to display on the screen. Valid only for the show command.</p> <p>VARCHAR(1024): 1–1024 (Default = all tokens are displayed). Permitted values are any valid token that can be shown for this command. Multiple tokens can be entered by separating with a comma.</p> |
| LIMIT | <p>Specifies the number of rows to display on the screen. Valid only for the show command.</p> <p>INTEGER: 1–100000000 (Default = 100000000).</p> <p>Note The actual maximum number of rows displayed is currently lower than 100000000 due to software limitations.</p> |
| ORDER | <p>Specifies whether to display data on the screen in a sorted order. Valid only for the show command.</p> <p>VARCHAR(1024): 1–1024 (Default = all rows are displayed). Permitted values are any valid token that can be shown for this command. Multiple tokens can be entered by separating with a comma.</p> |
| START-ROW | <p>Specifies to begin displaying data on the screen at a specific row. Valid only for the show command.</p> <p>INTEGER: 1–100000000 (Default = 1).</p> |



CHAPTER 2

Office Provisioning

Revised: July 24, 2009, OL-3743-41

This chapter describes the Call Agent Office Provisioning commands and their associated tables. Office tables are the primary tables provisioned for call processing that describe the hardware and protocols used.



Note

In this chapter, an asterisk preceding a token name means the token is mandatory. A token without an asterisk is optional.

AAA Server Group (Release 4.5)

The AAA Server Group (aaa-server-grp) table holds all the information about the prepaid feature for a point of presence (POP). An AAA Server Group record can be shared by multiple POPs.

Table Name: AAA-SERVER-GRP

Table Containment Area: POTS Feature Server

Command Types

Show, add, change, and delete

Examples

```
show aaa-server-grp id=prepaidgrp1;
add aaa-server-grp id=prepaidgrp1;radius-profileid=rds1;
change aaa-server-grp id=prepaidgrp1;radius-profile-id=rds3;
delete aaa-server-grp id=prepaidgrp1;
```

Usage Guidelines

Primary Key Token(s): id

Syntax Description

| | |
|---------------------|--|
| * ID | Primary key. Unique id for this prepaid profile. VARCHAR(16): 1–16 ASCII characters. |
| * RADIUS-PROFILE-ID | Foreign key: Radius Profile table. Radius Profile id. VARCHAR(16): 1–16 ASCII characters. |
| AUTO-REFRESH | Specifies whether to display cached data on the screen. Valid only for the show command. CHAR(1): Y/N (Default = Y). Y—Queries the database for the most current data. N—Queries the database for the most current data only if the cached data is unavailable. |
| DESCRIPTION | Service provider-defined description. VARCHAR(64): 1–64 ASCII characters. |
| DISPLAY | Specifies what token information to display on the screen. Valid only for the show command. VARCHAR(1024): 1–1024 (Default = all tokens are displayed). Permitted values are any valid token that can be shown for this command. Multiple tokens can be entered by separating with a comma. |
| LIMIT | Specifies the number of rows to display on the screen. Valid only for the show command. INTEGER: 1–100000000 (Default = 100000000). The actual maximum number of rows displayed is currently lower than 100000000 due to software limitations. |
| ORDER | Specifies whether to display data on the screen in a sorted order. Valid only for the show command. VARCHAR(1024): 1–1024 (Default = all rows are displayed). Permitted values are any valid token that can be shown for this command. Multiple tokens can be entered by separating with a comma. |
| SERVER-TYPE | Not used. |
| START-ROW | Specifies to begin displaying data on the screen at a specific row. Valid only for the show command. INTEGER: 1–100000000 (Default = 1). |
| WARNING-TIMER | Specifies the time, in seconds, to provide a low balance warning tone before a call is disconnected. INTEGER: 0–120 (Default = 30). |

Aggregation

The Aggregation (aggr) table is used to define aggregation devices used in cable or Network Based Call Signaling (NCS) markets. The table holds Cable Modem Termination System (CMTS)/edge router (ER) related information. Cable Networks use a CMTS; NCS markets use ERs.

The CMTS node configuration table is used by the Common Open Policy Service (COPS) adapter to establish and terminate TCP connections to the CMTS. When a TCP connection is established, the CMTS initiates a client-open procedure to establish end-to-end client connectivity.

Table Name: AGGR

Table Containment Area: Call Agent

Command Types

Show, add, change, and delete

Examples

```
show aggr id=er1;
show aggr;
add aggr id=er1; tsap-addr=190.101.100.123;
change aggr id=er1; dqos-supp=y;
delete aggr id=er1;
```

Usage Guidelines

Primary Key Token(s): id

Add Rules:

- es-event-supp=Y only if es-supp=Y.
- The id and tsap-addr are both required to create a CMTS (or ER) node.

Change Rules:

- no change is allowed on tsap-addr.
- es-event-supp=Y only if es-supp=Y.

Delete Rules: None.

DQoS Rule: To support dynamic quality of service (DQoS) the dqos-supp token must be set to Y.

IPSec Rules:

- es-event-supp=Y only if es-supp=Y.
- ipsec-sa-lifetime must be greater than or equal to 0.
- ipsec-sa-grace-period must be greater than or equal to 0.
- ipsec-sa-grace-period must be less than or equal to 25% of ipsec-sa-lifetime.
- ike-sa-lifetime must be greater than or equal to 0.

Syntax Description

| | |
|------|---|
| * ID | Primary key. Specifies the user-defined ID for the CMTS, or edge router (ER). Defined by the service provider for the aggregation router. |
| | VARCHAR(16): 1–16 ASCII characters. |

| | |
|--|--|
| * TSAP-ADDR | Specifies the FQDN/IP address for the CMTS or edge router (ER). VARCHAR(64): 1–64 ASCII characters. |
| ACK-TIMEOUT (Not supported) | Time out for retransmission in milliseconds. INTEGER: 10–10000 (Default = 1000). |
| AUTO-REFRESH | Specifies whether to display cached data on the screen. Valid only for the show command. CHAR(1): Y/N (Default = Y). Y—Queries the database for the most current data. N—Queries the database for the most current data only if the cached data is unavailable. |
| DESCRIPTION | Service provider-defined description. VARCHAR(64): 1–64 ASCII characters. |
| DISPLAY | Specifies what token information to display on the screen. Valid only for the show command. VARCHAR(1024): 1–1024 (Default = all tokens are displayed). Permitted values are any valid token that can be shown for this command. Multiple tokens can be entered by separating with a comma. |
| DQOS-SUPP | Specifies whether dynamic quality of service (DQoS), or a non-DQoS mechanism is used when talking to the aggregation router. CHAR(1): Y/N (Default = N). Note This token must be set to Y for the CMTS (or ER) to support DQoS. |
| ES-EVENT-SUPP | Set this token to Y (yes) if the CMTS supports event messages (EMs) for electronic surveillance. (You can set es-event-supp to Y only if <i>es-supp</i> also is set to Y.) BOOLEAN: Y/N (Default = N). |
| ES-SUPP | Set to Y (yes) to enable electronic surveillance. The es-supp flag is used to duplicate IP packets if electronic surveillance is supported on the CMTS. CHAR(1): Y/N (Default = N). |
| GC-RADIUS-TSAP-ADDR (Not supported) | Specifies the IP address for the RKS. VARCHAR(64): 1–64 ASCII characters. Note Domain names cannot begin with a number. |
| IKE-CS | Specifies a list of ciphersuites supported by IKE, in priority order. This list is used to negotiate the encryption-authentication algorithm pair used by IKE. The list can contain only those ciphersuites using the authentication algorithms HMAC-MD5 and HMAC-SHA and the encryption algorithm ESP-3DES. VARCHAR(64): 1–64 ASCII characters. Permitted values are: 3DES-MD5, 3DES-SHA1 (Default list) 3DES-SHA1, 3DES-MD5 3DES-MD5 3DES-SHA1 |

| | |
|-------------------------------|--|
| IKE-GROUP | <p>Specifies the available groups in which the Diffie-Helman exchange can occur.</p> <p>INTEGER: Valid values are 1 and 2 (Default = 2).</p> |
| IKE-KEY | <p>The IKE preshared key. This value is used for security on the interface between the Cisco BTS 10200 Softswitch and the CMTS.</p> <p>VARCHAR(256): 1–256 ASCII characters.</p> <p>The system encrypts the value of the ike-key token and stores the encrypted value as ike-key-encr. See the ike-key-encr token for additional details. (Release 4.5)</p> |
| IKE-KEY-ENCR (Release 4.5) | <p>The IKE preshared key in encrypted form (system generated). The system encrypts the value of the ike-key token and stores the encrypted value as ike-key-encr. It is then decrypted and displayed only when accessed by a privileged user.</p> <p>VARCHAR(256): 1–256 ASCII characters.</p> |
| IKE-SA-LIFETIME | <p>IKE Security Association (SA) expiration in seconds. Valid only for a trunking gateway.</p> <p>INTEGER: 0–MAXINT (Default = 86400).</p> <p>Note MAXINT is a 4-byte integer, such as MAXINT = 2 to the power of 32 – 1.</p> |
| IPSEC-SA-ESP-CS | <p>The IPsec SA ESP ciphersuite list in priority order. Used to negotiate an encryption-authentication algorithm pair used by IPsec. The list can contain only those ciphersuites using the authentication algorithms HMAC-MD5 and HMAC-SHA and the encryption algorithms ESP-3DES and ESP-NUL.</p> <p>VARCHAR(64): 1–64 ASCII characters.</p> <p>3DES-MD5, 3DES-SHA1, NULL-MD5, NULL-SHA1 (Default list)</p> <p>Note This list can be modified to be a subset of this initial list using the CLI and can be reordered to specify a new priority selection. For example:</p> <ul style="list-style-type: none"> - 3DES-MD5, 3DES-SHA1, NULL-SHA1, NULL-MD5 - 3DES-SHA1, NULL-MD5, NULL-SHA1 - 3DES-MD5, NULL-MD5 - NULL-SHA1 and additional values. |
| IPSEC-SA-GRACE- PERIOD | <p>IPsec SA key expiration grace period in seconds. This is used to calculate the soft expiration.</p> <p>The ipsec-sa-grace-period must be less than or equal to 25% of the configured ipsec-sa-lifetime. If not specified when configuring a new ipsec-sa-lifetime, the ipsec-sa-grace-period defaults to 25% of the ipsec-sa-lifetime.</p> <p>INTEGER: 0–MAXINT (Default= 21600).</p> <p>Note MAXINT is a 4-byte integer, such as MAXINT = 2 to the power of 32 – 1.</p> |
| IPSEC-SA-LIFETIME | <p>IPsec SA expiration in seconds. This is the hard expiration.</p> <p>INTEGER: 0–MAXINT (Default = 86400).</p> <p>Note MAXINT is a 4-byte integer, such as MAXINT = 2 to the power of 32 – 1.</p> |

| | |
|--|--|
| IPSEC-ULP-NAME | <p>IPSec SA upper layer protocol name. Used if the SA is created only for specific protocol traffic (for example, IP traffic). The value is a string as described in <code>getprotobyname(3XNET)</code>.</p> <p>VARCHAR(8): 1–8 ASCII characters. Permitted values are:</p> <p>IP (Default)</p> <p>TCP</p> <p>UDP</p> <p>The default value (IP) is adequate for most applications.</p> |
| KA-TIMER | <p>Specifies the time to wait (in seconds) before sending a keepalive message to a CMTS.</p> <p>INTEGER: 1–10 numeric characters (Default = 2).</p> |
| LIMIT | <p>Specifies the number of rows to display on the screen. Valid only for the <code>show</code> command.</p> <p>INTEGER: 1–100000000 (Default = 100000000).</p> <p>Note The actual maximum number of rows displayed is currently lower than 100000000 due to software limitations.</p> |
| ORDER | <p>Specifies whether to display data on the screen in a sorted order. Valid only for the <code>show</code> command.</p> <p>VARCHAR(1024): 1–1024 (Default = all rows are displayed). Permitted values are any valid token that can be shown for this command. Multiple tokens can be entered by separating with a comma.</p> |
| RADIUS-AUTH-KEY (Not supported) | <p>Specifies the RADIUS authorization key for the RKS.</p> <p>VARCHAR(16): 1–16 ASCII characters (Default = all zeros).</p> |
| RETRY-COUNT (Not supported) | <p>Number of retransmissions.</p> <p>INTEGER: 0–9 (Default = 0).</p> |
| START-ROW | <p>Specifies to begin displaying data on the screen at a specific row. Valid only for the <code>show</code> command.</p> <p>INTEGER: 1–100000000 (Default = 1).</p> |
| TYPE (Not provisionable) (Release 4.5) | <p>Specifies the type of aggregation device.</p> <p>VARCHAR(16): 1–16 ASCII characters. Permitted values are:</p> <p>CMTS (0x8008) (Default)—Cable Modem Termination system</p> <p>POLICY-SERVER (0x800A)—Packet Cable Multimedia Policy Server</p> |

Announcement

The Announcement (`annc`) table holds the routing information to get to an announcement. Announcement messages are played if a call cannot be connected. The system comes with preprogrammed (default) announcement audio files, but a service provider can create custom announcement files and load them into the system. System and custom files are saved in a specified

format and stored on the service provider's announcement server. Additionally, Intercept announcements can be used. Intercept announcements can be used for playing messages from the service provider's announcement server when calls require special treatment.

Table Name: ANNC

Table Containment Area: Call Agent

Command Types

Show, add, change, and delete

Examples

```
show announcement id=200;
add announcement id=200; type=system; announcement-file=ann_id_200.au;
route-guide-id=annc-rg;
```



Caution

Announcement filenames must be typed with an underscore (_) or the command will not process correctly.

```
change announcement id=200; announcement-timer=30; send-answer=Y;
delete announcement id=200;
```

Usage Guidelines

Primary Key Token(s): id

Foreign Key Token(s): announcement-timer, route-guide-id

Add Rules: See the *Cisco BTS 10200 Provisioning Guide* for valid announcements that can be added.

Change Rules: id is required if type=annc.

Delete Rules: None.

Syntax Description

| | |
|-------------------|--|
| * ID | <p>Primary key. There can be multiple announcements to cover different scenarios. All announcements must have a unique id assigned in accordance with the numbering range rules. Any number can be picked within a range.</p> <p>SMALLINT: 1–4 digits (Range is from 1–1000).</p> |
| ANNOUNCEMENT-FILE | <p>The announcement filename. Audio files must be in 8-bit mu-Law encoded, Next/Sun AU format (.au extension).</p> <p>VARCHAR(64): 1–64 ASCII characters. Format = ann_id_x.au.</p> <p>Files are named ann_id_x.au, where x equals the ID specified above for this announcement. For example, a system announcement with ID=57 has an audio file named ann_id_57.au loaded onto the announcement server.</p> |



Caution

Announcement filenames must be typed with an underscore (_) or the command will not process correctly.

| | |
|---------------------------------------|--|
| ANNOUNCEMENT-NUMBER | Number sent to the announcement server that uses that MCGP announcement package type. SMALLINT: 1–65535. |
| ANNOUNCEMENT-TIMER | Foreign key: Route Guide table. The announcement timer controls the maximum time the call can be connected to an announcement server. If the caller or the announcement server does not disconnect before the timer expires, the system disconnects the call. INTEGER: 0–600 (Default = 180). 0 indicates to not start the timer. |
| AUTO-REFRESH | Specifies whether to display cached data on the screen. Valid only for the show command. CHAR(1): Y/N (Default = Y). Y—Queries the database for the most current data. N—Queries the database for the most current data only if the cached data is unavailable. |
| BAU-URI (Release 4.5) (Not supported) | Specifies the announcement string sent to the announcement server using an MGCP announcement package type. VARCHAR(128): 1–128 ASCII characters. |
| DESCRIPTION (EMS-only field) | Described by the service provider. VARCHAR(64): 1–64 ASCII characters. |
| DISPLAY | Specifies what token information to display on the screen. Valid only for the show command. VARCHAR(1024): 1–1024 (Default = all tokens are displayed). Permitted values are any valid token that can be shown for this command. Multiple tokens can be entered by separating with a comma. |
| LIMIT | Specifies the number of rows to display on the screen. Valid only for the show command. INTEGER: 1–100000000 (Default = 100000000). Note The actual maximum number of rows displayed is currently lower than 100000000 due to software limitations. |
| NUM-REPEAT | The number of times an announcement is repeated in sequence. Service provider assigns. SMALLINT: 1–10 (Default = 1). |
| ORDER | Specifies whether to display data on the screen in a sorted order. Valid only for the show command. VARCHAR(1024): 1–1024 (Default = all rows are displayed). Permitted values are any valid token that can be shown for this command. Multiple tokens can be entered by separating with a comma. |

| | |
|----------------|---|
| ROUTE-GUIDE-ID | Foreign key: Route Guide table. The route id specifies the route for Intercept-External announcements. Same ID as in the Route table. VARCHAR(16): 1–16 ASCII characters. |
| SEND-ANSWER | Determines if the caller is charged for the announcement. CHAR(1): Y/N (Default = N). N—Nonchargeable. Answer-supervision is not sent. Y—Answer-supervision is sent and the caller is charged for the announcement call. |
| START-ROW | Specifies to begin displaying data on the screen at a specific row. Valid only for the show command. INTEGER: 1–100000000 (Default = 1). |
| TYPE | Type of announcement to play. Internal announcements are specific to Cisco BTS 10200 Softswitch. Intercept-External announcements come from outside the Cisco BTS 10200 Softswitch (for example, the local telephone company put a number out-of-service—the announcement for this is routed from them). Custom announcements are created specifically by or for a customer. VARCHAR(9): 1–9 ASCII characters. Permitted values are: SYSTEM (Default)—Internal announcements. CUSTOM—Announcements created by the service provider for a customer. INTERCEPT—Routes a call to an external intercept system using the route-grp-id of the external intercept system. |

Announcement Trunk

The Announcement Trunk (annc-trunk) table is used when an announcement server is required network.

Table Name: ANNC-TRUNK

Table Containment Area: Call Agent

Command Types

Show, add, change, and delete

Examples

```
show annc-trunk tgn-id=123;
add annc-trunk tgn-id=123; term-id=S0/DS1-1/1;mgw-id=as54001;remote-term-id=S0/DS1-1/1;
remote-mgw-id=as540054002;
change annc-trunk tgn-id=123; remote-mgw-id=as54009;
delete annc-trunk tgn-id=123; term-id=abc; mgw-id=as54009;
```

Usage Guidelines

Primary Key Token(s): tgn-id, term-id

Foreign Key Token(s): tgn-id, term-id, mgw-id, remote-term-id, remote-mgw-id

Add Rules: term-id, mgw-id combination exists; remote-term-id, mgw-id combination exists.

Change Rules:

- term-id, mgw-id combination exists if entered.
- remote-term-id, mgw-id combination exists if entered.
- must enter both remote-mgw-id and remote-term-id together if used

Delete Rules: Trunk must exist.

Syntax Description

| | |
|--------------------|--|
| * TGN-ID (or * TG) | Primary key. Foreign key: Trunk Group table. Trunk group ID. This field can also be provisioned using TG instead of tgn-id. The EMS looks up the tgn-id based on the trunk group and then provisions it. INTEGER: 1–99999999. |
| * TERM-ID | Primary key. Foreign key: Termination table. Identifies the termination. Use as a combined key to the Termination table. VARCHAR(32): 1–32 ASCII characters. |
| * MGW-ID | Foreign key: Media Gateway table. Identifies the media gateway. Use as a combined key to the Termination table. VARCHAR(32): 1–32 ASCII characters. |
| AUTO-REFRESH | Specifies whether to display cached data on the screen. Valid only for the show command. CHAR(1): Y/N (Default = Y). Y—Queries the database for the most current data. N—Queries the database for the most current data only if the cached data is unavailable. |
| DISPLAY | Specifies what token information to display on the screen. Valid only for the show command. VARCHAR(1024): 1–1024 (Default = all tokens are displayed). Permitted values are any valid token that can be shown for this command. Multiple tokens can be entered by separating with a comma. |
| LIMIT | Specifies the number of rows to display on the screen. Valid only for the show command. INTEGER: 1–100000000 (Default = 100000000). Note The actual maximum number of rows displayed is currently lower than 100000000 due to software limitations. |
| ORDER | Specifies whether to display data on the screen in a sorted order. Valid only for the show command. VARCHAR(1024): 1–1024 (Default = all rows are displayed). Permitted values are any valid token that can be shown for this command. Multiple tokens can be entered by separating with a comma. |

| | |
|----------------|---|
| REMOTE-MGW-ID | Foreign key: Termination table. Identifies a remote media gateway. Use as a combined key to the Termination table (required for ATM networks, but not required for IP networks). VARCHAR(32): 1–32 ASCII characters. |
| REMOTE-TERM-ID | Foreign key: Termination table. Identifies a remote termination. Use as a combined key to the Termination table (required for ATM networks, but not required for IP networks). VARCHAR(32): 1–32 ASCII characters. |
| START-ROW | Specifies to begin displaying data on the screen at a specific row. Valid only for the show command. INTEGER: 1–100000000 (Default = 1). |

Announcement Trunk Group Profile

The Announcement Trunk Profile (annc-tg-profile) table is required for IP networks and interactive voice response (IVR) trunks.

Table Name: ANNC-TG-PROFILE

Table Containment Area: Call Agent

Command Types

Show, add, change, and delete

Examples

```
show annc-tg-profile id=vendorx-ivr;
add annc-tg-profile id=vendorx-ivr;ivr=y;auto-answer=y;local-trunk-selection=y;
change annc-tg-profile id=vendorx-ivr;local-trunk-selection=n;
delete annc-tg-profile id=vendorx-ivr;
```

Usage Guidelines

Primary Key Token(s): id

Add Rules: None.

Change Rules: None.

Delete Rules: None.

Syntax Description

| | |
|------|--|
| * ID | Primary key. Unique ID for this trunk group profile. Assigned by service provider. VARCHAR(16): 1–16 ASCII characters. |
| ANNC | Specifies whether announcements are supported. CHAR(1): Y/N (Default = N) Y—Announcements are supported. N—Announcements are not supported. |

| | |
|---------------------------------|---|
| AUTO-ANSWER | <p>Specifies whether an answer signal is generated when seized. Specifies if call path is two-way.</p> <p>CHAR(1): Y/N (Default = N).</p> <p>Y—Answer signal is generated when seized.</p> <p>N—Answer signal is not generated.</p> |
| AUTO-REFRESH | <p>Specifies whether to display cached data on the screen. Valid only for the show command.</p> <p>CHAR(1): Y/N (Default = Y).</p> <p>Y—Queries the database for the most current data.</p> <p>N—Queries the database for the most current data only if the cached data is unavailable.</p> |
| DESCRIPTION (EMS-only field) | <p>Described by the service provider.</p> <p>VARCHAR(64): 1–64 ASCII characters.</p> |
| DISPLAY | <p>Specifies what token information to display on the screen. Valid only for the show command.</p> <p>VARCHAR(1024): 1–1024 (Default = all tokens are displayed). Permitted values are any valid token that can be shown for this command. Multiple tokens can be entered by separating with a comma.</p> |
| IVR | <p>Specifies whether interactive voice response (IVR) is supported.</p> <p>CHAR(1): Y/N (Default = N)</p> <p>Y—IVR is supported.</p> <p>N—IVR is not supported.</p> |
| LIMIT | <p>Specifies the number of rows to display on the screen. Valid only for the show command.</p> <p>INTEGER: 1–100000000 (Default = 100000000).</p> <p>Note The actual maximum number of rows displayed is currently lower than 100000000 due to software limitations.</p> |
| LOCAL-TRUNK-SELECTION | <p>For some IVRs, the IVR selects the trunk (port). If this is so, this token is set to N.</p> <p>CHAR(1): Y/N (Default = Y)</p> <p>Y—Trunk selection is done locally by Call Agent.</p> <p>N—Trunk selection is done remotely, that is, the IVR does the trunk (port) selection.</p> |
| ORDER | <p>Specifies whether to display data on the screen in a sorted order. Valid only for the show command.</p> <p>VARCHAR(1024): 1–1024 (Default = all rows are displayed). Permitted values are any valid token that can be shown for this command. Multiple tokens can be entered by separating with a comma.</p> |
| START-ROW | <p>Specifies to begin displaying data on the screen at a specific row. Valid only for the show command.</p> <p>INTEGER: 1–100000000 (Default = 1).</p> |

Channel Associated Signaling Trunk Group Profile

The Channel Associated Signaling (CAS) Trunk Group Profile (cas-tg-profile) table holds common information on a CAS trunk group. It supports the following signaling types: DTMF loopstart, DTMF groundstart, MF imstart, MF winkstart, DTMF imstart, DTMF winkstart. A cas-tg-profile record can be shared by multiple CAS trunk groups.

Table Name: CAS-TG-PROFILE

Table Containment Area: Call Agent

Command Types

Show, add, change, and delete

Examples

```
show cas-tg-profile id=cas-prfl;
add cas-tg-profile id=cas-prfl; sig-type=dtmf; mgcp-pkg-type=dt;
```



Note

The mgcp-pkg-type token is obsolete in Release 4.5. The token was moved to the Trunk Group table.

```
change cas-tg-profile id=cas-prfl;
delete cas-tg-profile id=cas-prfl;
```

Usage Guidelines

Primary Key Token(s): id

Add Rules: id must not exist.

Change Rules: id must exist.

Delete Rules: id must not exist in any dependency table, such as trunk-grp::tg-profile-id where tg-type=cas.

Syntax Description

| | |
|-----------------|--|
| * ID | Primary key. Unique ID for this trunk group profile. VARCHAR(16): 1–16 ASCII characters. |
| * E911 | E911 trunk group. CHAR(1): Y/N (Default = N). N—Group is not an E911 trunk group. Y—Group is an E911 trunk group. |
| * MGCP-PKG-TYPE | Package type for MGCP based trunks. (Obsolete as of Release 4.5. Token moved to Trunk Group table in Release 4.5.) VARCHAR(16): 1–16 ASCII characters. Permitted values are: DT—DTMF LINE—Test line. MS—MF MT—MF terminating trunks MO—MF operator trunks |

| | |
|---------------------------------|---|
| * SIG-TYPE | <p>Specifies the CAS signaling type.</p> <p>VARCHAR(16): 1–16 ASCII characters. Permitted values are:</p> <p>MF—MF signaling (wink or immediate start) using MS package or EAOSS and FG-D signaling using the AUTO package in the trunk group.</p> <p>DTMF—DTMF signaling (wink or immediate start) using DT package.</p> <p>MF-OSS—MF signaling, operator services.</p> <p>MF-TERM—MF terminating trunks.</p> <p>LINE—Regular subscriber line. (Release 4.5)</p> |
| AUTO-REFRESH | <p>Specifies whether to display cached data on the screen. Valid only for the show command.</p> <p>CHAR(1): Y/N (Default = Y).</p> <p>Y—Queries the database for the most current data.</p> <p>N—Queries the database for the most current data only if the cached data is unavailable.</p> |
| DESCRIPTION (EMS-only field) | <p>Described by the service provider.</p> <p>VARCHAR(64): 1–64 ASCII characters.</p> |
| DISPLAY | <p>Specifies what token information to display on the screen. Valid only for the show command.</p> <p>VARCHAR(1024): 1–1024 (Default = all tokens are displayed). Permitted values are any valid token that can be shown for this command. Multiple tokens can be entered by separating with a comma.</p> |
| INBAND-INFO (Release 4.5) | <p>Specifies whether to send a release, provide a tone, or provide an announcement if data is available.</p> <p>CHAR(1): Y / N (Default = N).</p> |
| LIMIT | <p>Specifies the number of rows to display on the screen. Valid only for the show command.</p> <p>INTEGER: 1–100000000 (Default = 100000000).</p> <p>Note The actual maximum number of rows displayed is currently lower than 100000000 due to software limitations.</p> |
| MF-OSS-TYPE | <p>Mandatory if mgcp-pkg-type in Trunk Group table is MO; and applies only if sig-type=mf-oss where mf-oss=MO-7I or MO-7II or MO-10I or MO-10II. Specifies the type of ANI to send. Used for OSS signaling.</p> <p>VARCHAR(16): 1–16 ASCII characters. Permitted values are:</p> <p>MO-7I(MO)—Used with MO package. Send 1 information digit (I) + 7-digit ANI.</p> <p>MO-7II(MO)—Used with MO package. Send 2 information digits (II) + 7-digit ANI.</p> <p>MO-10I(MO)—Used with MO package. Send 1 information digit (I) + 10-digit ANI.</p> <p>MO-10II(MO)—Used with MO package. Send 2 information digits (II) + 10-digit ANI.</p> <p>MO-NOANI(MO) (Not supported)—Give MO10II treatment.</p> |

| | |
|---|--|
| NO-ANSWER-ACTION (Release 4.5) | <p>Specifies what action to perform if the No Answer timer expires. Can set to RELEASE or ANSWER only if no-answer-timer greater than zero.</p> <p>VARCHAR(32): 1–32 ASCII characters. Permitted values are:</p> <p>RELEASE—Release call on no-answer-timer timeout.</p> <p>ANSWER—Consider the call as ANSWERED on no-answer-timer timeout.</p> <p>NA (Default)—Only applicable if no-answer-timer is 0. Allowed only if no-answer-timer=0;</p> |
| NO-ANSWER-TIMER (Release 4.5) | <p>Specifies the amount of time in seconds after which, if the user does not answer the call, the call is released.</p> <p>INTEGER: 0–900 (Default = 0).</p> <p>0—Do not start the No Answer timer. Use the gateway default timer.</p> |
| NO-TEST-TRUNK | <p>Busy line verification trunk group.</p> <p>CHAR(1): Y/N (Default = N).</p> <p>N—Group is not a busy line verification trunk group.</p> <p>Y—Group is a busy line verification trunk group.</p> |
| ORDER | <p>Specifies whether to display data on the screen in a sorted order. Valid only for the show command.</p> <p>VARCHAR(1024): 1–1024 (Default = all rows are displayed). Permitted values are any valid token that can be shown for this command. Multiple tokens can be entered by separating with a comma.</p> |
| OSS-SIG (Obsoleted in 4.5—use oss-sig-type) | <p>Operator services system signaling.</p> <p>CHAR(1): Y/N (Default = N).</p> <p>Y—Operator services signaling supported.</p> <p>N—Operator services signaling not supported.</p> |
| OSS-SIG-TYPE (Release 4.5) | <p>Operator Services System Signaling type.</p> <p>VARCHAR(16): 1–16 ASCII characters. Permitted values are:</p> <p>MOSS—Modified operator services signaling (same as Backward Error Correction (BEC)).</p> <p>NBEC—Non Bell Exchange Carrier.</p> <p>EAOSS—Exchange Access operator services signaling.</p> <p>NONE (Default)—No operator signaling (use regular Signaling Transport (ST) signaling).</p> |
| PLAY-DIAL-TONE (Release 4.5) | <p>Specifies whether to play a dial tone on origination. Applies only if sig-type=DTMF.</p> <p>CHAR(1): Y/N (Default = N).</p> <p>Y—Play a dial tone on origination.</p> <p>N—Do not play a dial tone on origination.</p> |
| PLAY-RINGBACK-TONE (Release 4.5) | <p>Specifies whether to play a ringback tone on a CAS trunk.</p> <p>CHAR(1): Y/N (Default = Y).</p> |

| | |
|------------------------------|--|
| SEND-ANI (Release 4.5) | <p>Specifies whether to send the Charge Number and Originating Line Information parameters. Applies only to EAOSS trunk groups. Does not apply to MO trunks.</p> <p>CHAR(1): Y/N (Default = N).</p> <p>Y—Send Charge Number and Originating Line Information parameters.</p> <p>N—Do not send Charge Number and Originating Line Information parameters.</p> |
| START-ROW | <p>Specifies to begin displaying data on the screen at a specific row. Valid only for the show command.</p> <p>INTEGER: 1–100000000 (Default = 1).</p> |
| TEST-LINE | <p>Test line trunk group.</p> <p>CHAR(1): Y/N (Default = N).</p> <p>Y—Test line.</p> <p>N—Not a test line.</p> |
| TEST-LINE-TYPE (Release 4.5) | <p>Specifies the type of test line. Valid only when test-line=Y.</p> <p>VARCHAR(16): 1–16 ASCII characters. Permitted values are:</p> <p>NONE (Default)—Not a test line. Test line based on dialed number (such as 108 test).</p> <p>NLB-LINE—Dedicated network loopback test line. Used to perform a test call on a subscriber line endpoint.</p> <p>NCT-LINE—Dedicated Network continuity test line. Used to perform a test call on a subscriber line endpoint.</p> <p>NLB-TRUNK—Dedicated network loopback test line. Used to perform a test call on a trunk endpoint.</p> <p>NCT-TRUNK—Dedicated network continuity test line. Used to perform a test call on a trunk endpoint.</p> <p>NTE—Shared trunk group that can originate more than one type of test call. The type of test call is based on detection of the <test-prefix> in the dialed digits.</p> |

DS1

The DS1 (ds1) table allows bulk provisioning of a large trunking gateway, reducing the number of CLI commands that are entered.



Note

Slot, line, or port, as used in this table, refers to the physical location of an endpoint on a gateway. Whether slot, line, or port is specified depends on the gateway type.

Table Name: DS1

Table Containment Area: Call Agent

Command Types

Show, add, and delete

Examples

```
show ds1 mgw-id=mgw1;
add ds1 mgw-id=mgw1; slot-start=11; slot-end=16; line-num-start=1; line-num-end=168;
line-type=t1; port-start=1; port-end=24; type=trunk; mgcp-pkg-type=trunk;
delete ds1 mgw-id=mgw1; slot-start=11; slot-end=16; line-num-start=1; line-num-end=168;
```

Usage Guidelines

Primary Key Token(s): mgw-id, slot, line-num, port-start, port-end

Foreign Key Token(s): mgw-id

Add Rules:

- If line-type=t1, number of ports allowed = 24.
- If line-type=e1, number of ports allowed = 32.

Delete rules:

- If ds1 is deleted, you must also delete the terminations in the Termination table.
- status=oos.

Syntax Description

| | |
|--------------------------|--|
| * MGW-ID | Primary key. Foreign key: Media Gateway table. The ID of the associated media gateway. This ID must match an ID in the Media Gateway table. VARCHAR(32): 1–32 ASCII characters. |
| * SLOT-START | Beginning slot number on the specified media gateway. INTEGER: 0–28. |
| * SLOT-END | Ending slot number on the specified media gateway. INTEGER: 0–28. |
| SLOT (Not provisionable) | Primary key. Slot number where the gateway endpoint is physically located. Created from slot-start/slot-end. INTEGER: system generated. |
| * LINE-NUM-START | Beginning DS1 level line card number where the gateway endpoint is physically located. INTEGER: 0–168. |
| * LINE-NUM-END | Ending DS1 level line card number. INTEGER: 0–168. |
| AUTO-REFRESH | Specifies whether to display cached data on the screen. Valid only for the show command. CHAR(1): Y/N (Default = Y). Y—Queries the database for the most current data. N—Queries the database for the most current data only if the cached data is unavailable. |

| | |
|------------------------------|--|
| DISPLAY | <p>Specifies what token information to display on the screen. Valid only for the show command.</p> <p>VARCHAR(1024): 1–1024 (Default = all tokens are displayed). Permitted values are any valid token that can be shown for this command. Multiple tokens can be entered by separating with a comma.</p> |
| LIMIT | <p>Specifies the number of rows to display on the screen. Valid only for the show command.</p> <p>INTEGER: 1–100000000 (Default = 100000000).</p> <p>Note The actual maximum number of rows displayed is currently lower than 100000000 due to software limitations.</p> |
| LINE-NUM (Not provisionable) | <p>Primary key. DS1 level line card number. Created from line-num-start/line-num-end.</p> <p>INTEGER: System generated.</p> |
| LINE-TYPE | <p>Specifies whether the line is T1 or E1.</p> <p>CHAR(2). Permitted values are:</p> <p>T1 (Default)—Used in USA.</p> <p>E1—Used in countries outside the USA. E1 is not supported at this time.</p> |
| MGCP-PKG-TYPE | <p>Primary key. The mgcp-pkg-type provides termination capabilities information by gateway. Used to create termination endpoints such as when port-start and port-end are specified.</p> <p>VARCHAR(10): 1–10 ASCII characters. Permitted values are:</p> <p>LINE-MGCP—Used for residential gateways that support MGCP specification 0.1 and up (for example: all Cisco residential gateways).</p> <p>LINE-NCS—Packet cable specification for residential gateways (a variant of MGCP). For example, a Telogy residential gateway.</p> <p>MO—Packet cable specification for CAS operator services used in case of 911, and so forth. For example, a Cisco 3810 CAS gateway.</p> <p>MT—Not used.</p> <p>MS—Cisco specification (also proposed to Soft Switch Consortium) for CAS MF endpoints. For example, a Cisco 3810 CAS gateway.</p> <p>DT—Cisco specification (also proposed to Soft Switch Consortium) for CAS DTMF endpoints. For example, a Cisco 3810 CAS gateway.</p> <p>BL—Not used.</p> <p>ANNC—MGCP specification for announcements, used for announcement endpoints. For example, a Cisco AS54005400 trunking gateway.</p> <p>TRUNK (Default)—MGCP specification for trunking gateways that includes ISDN and SS7 but not CAS. For example, a Cisco AS5400 trunking gateway.</p> |

| | |
|-------------|---|
| OPER-STATUS | <p>Operational status.</p> <p>VARCHAR(5): 1–5 ASCII characters. Permitted values are:</p> <p>NF (Default)—Nonfaulty</p> <p>FA—Faulty</p> <p>NF-RB—Nonfaulty remotely blocked</p> <p>FA-RB—Faulty remotely blocked</p> |
| ORDER | <p>Specifies whether to display data on the screen in a sorted order. Valid only for the show command.</p> <p>VARCHAR(1024): 1–1024 (Default = all rows are displayed). Permitted values are any valid token that can be shown for this command. Multiple tokens can be entered by separating with a comma.</p> |
| PORT-END | <p>Primary key. DS0 level port number (ending port number).</p> <p>INTEGER: Permitted values are:</p> <p>1–24 for T1.</p> <p>1–32 for E1. E1 is not supported at this time.</p> |
| PORT-START | <p>Primary key. DS0 level port number (beginning port number). This is the actual gateway endpoint. A temporary token, port-num, is generated from the port-start and port-end tokens. The port-num token is not a part of the DS1 table, but it generates records for the Termination table.</p> <p>INTEGER: Permitted values are:</p> <p>1–24 for T1.</p> <p>1–32 for E1. E1 is not supported at this time.</p> |
| START-ROW | <p>Specifies to begin displaying data on the screen at a specific row. Valid only for the show command.</p> <p>INTEGER: 1–100000000 (Default = 1).</p> |
| STATUS | <p>Administrative status.</p> <p>VARCHAR(15): 1–15 ASCII characters. Permitted values are:</p> <p>OOS (Default)—Out-of-Service</p> <p>MAINT—Maintenance (Manual Override)</p> <p>INS—In-Service</p> <p>OOS-PENDING—Waiting to go in OOS state.</p> <p>MAINT-PENDING—Waiting to go in MAINT state.</p> |
| TYPE | <p>Termination type. Used to create termination endpoints such as when port-start and port-end are specified.</p> <p>VARCHAR(5): 1–5 ASCII characters. Permitted values are:</p> <p>LINE—Termination endpoint is a <i>line</i>.</p> <p>TRUNK (Default)—Termination endpoint is a <i>trunk</i>.</p> |

Exchange Code

The Exchange Code (exchange-code) table specifies the office codes assigned to a particular Call Agent. This table defines the office-code-index (normalized office code) that is used as an index in the DN2Subscriber table.

Table Name: EXCHANGE-CODE

Table Containment Area: EMS, Call Agent

Command Types

Show, add, and delete

Examples

```
show exchange-code ndc=972;
add exchange-code ndc=972; ec=671; office-code-index=5;
delete exchange-code ndc=972; ec=671;
```

Usage Guidelines

Primary Key Token(s): ndc, ec (Releases 4.1, 4.2, 4.4.0 and 4.4.1)

Primary Key Token(s): digit-string (Release 4.5)

Foreign Key Token(s): ndc

Unique Key Token(s): ndc+ec+office-code-index

Add Rules:

- If office-code-index is null, then office-code-index=max (office-code-index) + 1.
- New exchange digit string is rejected if a superset or subset of an existing digit string. For example: if exchange-code ndc=972 already exists, then add exchange-code ndc=97 is rejected. (Release 4.5.1)

Change Rules: No change is allowed.

Delete Rules: NDC and EC cannot exist in the Office Code table.

Syntax Description

| | |
|---------------------------------|--|
| * EC | Primary key (Releases 4.1, 4.2, 4.4.0 and 4.4.1 only). Exchange code. VARCHAR(6): 1–6 ASCII characters. |
| * NDC (Optional in Release 4.5) | Primary key (Releases 4.1, 4.2, 4.4.0 and 4.4.1 only). Foreign key: National Destination Code table. National destination code. VARCHAR(6): 1–6 ASCII characters. |
| AUTO-REFRESH | Specifies whether to display cached data on the screen. Valid only for the show command. CHAR(1): Y/N (Default = Y). Y—Queries the database for the most current data. N—Queries the database for the most current data only if the cached data is unavailable. |

| | |
|--|--|
| DESCRIPTION (EMS-only field) (Release 4.5) | Described by the service provider. VARCHAR(64): 1–64 ASCII characters. |
| DIGIT-STRING (Release 4.5) | Primary key. Permits provisioning DNs without area codes. Not provisionable, this token is automatically created by combining the NDC and EC tokens. If an NDC is not specified, this digit-string token is created from the EC token. VARCHAR(12): 1–12 ASCII characters. |
| DISPLAY | Specifies what token information to display on the screen. Valid only for the show command. VARCHAR(1024): 1–1024 (Default = all tokens are displayed). Permitted values are any valid token that can be shown for this command. Multiple tokens can be entered by separating with a comma. |
| FORCED (Release 4.5.1) | Specifies whether to override add, change or delete rules. CHAR(1): Y/N (Default=N). Y—Override rule and add, change or delete. N—Do not override rules. |
| LIMIT | Specifies the number of rows to display on the screen. Valid only for the show command. INTEGER: 1–100000000 (Default = 100000000). Note The actual maximum number of rows displayed is currently lower than 100000000 due to software limitations. |
| MAX-DN-LENGTH | Maximum DN length. SMALLINT: 1–14 numeric characters (Default = 10). |
| MIN-DN-LENGTH | Minimum distributed number (DN) length. SMALLINT: 1–14 numeric characters (Default = 10). |
| OFFICE-CODE-INDEX | An arbitrary number to be assigned by the service provider. SMALLINT: 1–65535. This field is automatically provisioned if not entered. The default is the highest used office-code-index + 1. |
| ORDER | Specifies whether to display data on the screen in a sorted order. Valid only for the show command. VARCHAR(1024): 1–1024 (Default = all rows are displayed). Permitted values are any valid token that can be shown for this command. Multiple tokens can be entered by separating with a comma. |
| START-ROW | Specifies to begin displaying data on the screen at a specific row. Valid only for the show command. INTEGER: 1–100000000 (Default = 1). |

GTD Parameter Values (Release 4.4.1)

The Generic Transparency Descriptor (GTD) Parameter Values (gtd-parm-values) table is used to validate the new gtd-parms token in the Softswitch Trunk Group Profile table. This is a nonprovisionable static table that contains all the valid GTD parameters and their descriptions. It also contains the special keyword ALL that is used when all GTD parameters are encoded.

Table Name: GTD-PARM-VALUES

Table Containment Area: EMS

Command Types

Show

Examples

```
show gtd-parm-values id=adi description=access delivery information
show gtd-parm-values id=BCI name=Backward Call Indicators
```

Usage Guidelines

Primary Key Token(s): id

Syntax Description

| | |
|---------------|---|
| * ID | Primary key. The GTD parameter ID. CHAR(3): 3 ASCII characters. |
| * DESCRIPTION | Full GTD parameter name. VARCHAR(64): 1–64 ASCII characters. |
| AUTO-REFRESH | Specifies whether to display cached data on the screen. CHAR(1): Y/N (Default = Y). Y—Queries the database for the most current data. N—Queries the database for the most current data only if the cached data is unavailable. |
| DISPLAY | Specifies what token information to display on the screen. VARCHAR(1024): 1–1024 (Default = all tokens are displayed). Permitted values are any valid token that can be shown for this command. Multiple tokens can be entered by separating with a comma. |
| LIMIT | Specifies the number of rows to display on the screen. INTEGER: 1–100000000 (Default = 100000000). Note The actual maximum number of rows displayed is currently lower than 100000000 due to software limitations. |
| ORDER | Specifies whether to display data on the screen in a sorted order. VARCHAR(1024): 1–1024 (Default = all rows are displayed). Permitted values are any valid token that can be shown for this command. Multiple tokens can be entered by separating with a comma. |
| START-ROW | Specifies to begin displaying data on the screen at a specific row. INTEGER: 1–100000000 (Default = 1). |

Table 2-1 lists the GTD parameter values supported by the Cisco BTS 10200 Softswitch.

Table 2-1 Supported GTD Parameters

| GTD Parameter | Name | GTD IAM | GTD ACM | GTD CPG | GTD ANM | GTD CON | GTD REL | GTD SUS | GTD RES |
|---------------|-----------------------------------|------------|------------|------------|------------|------------|------------|------------|------------|
| ACL | Automatic Congestion Level | | | | | | YES | | |
| ATP | Access Transport | YES | YES | YES | YES | YES | YES | | |
| BCI | Backward Call Indicators | | YES | YES | YES | YES | | | |
| CAI | Cause Indicators | | YES | YES | | | YES | | |
| CDI | Call Diversion Information | | YES | YES | | | | | |
| CGN | Calling Party Number | YES | | | | | | | |
| CHN | Charge Number | YES | | | | | | | |
| CID | Carrier Identification | YES | | | | | | | |
| CNN | Connected Number | | | | YES | YES | | | |
| CPC | Calling Party Category | YES | | | | | | | |
| CPN | Called Party Number | YES | | | | | | | |
| CSI | Carrier Selection Information | YES | | | | | | | |
| DIS | Display Information | | | | YES | YES | YES | | |
| EVI | Event Information Indicators | | YES | YES | | | YES | | |
| FCI | Forward Call Indicators | YES | | | | | | | |
| GCI | Global Call Identification | YES | | | | YES | | | |
| GEA | Generic Address | YES | | | | | | | |
| GED | Generic Digits | YES | | | | | | | |
| GEN | Generic Name | YES | | | | YES | | | |
| GNO | Generic Notification | YES | YES | YES | | | | | |
| HOC | Hop Counter | YES | | | | | | | |
| JUR | Jurisdiction | YES | | | | | | | |
| NOC | Nature of Connection Indicators | YES | | | | | | | |
| NSF | Network Specific Facilities | | YES | YES | | | | | |
| OBI | Optional Backward Call Indicators | | YES | YES | YES | YES | | | |
| OCN | Original Called Number | YES | | | | | | | |
| OLI | Originating Line Information | YES | | | | | | | |
| RCT | Redirect Counter | YES | | | | | | | |
| RGN | Redirecting Number | YES | | | | | | | |
| RNI | Redirection Information | YES | | | | | | | |
| RNN | Redirection Number | | YES | YES | YES | YES | YES | | |
| RNR | Redirection Number Restriction | | YES | YES | YES | YES | | | |
| SCI | Service Code Indicator | YES | | | | | | | |

Table 2-1 Supported GTD Parameters (continued)

| GTD Parameter | Name | GTD IAM | GTD ACM | GTD CPG | GTD ANM | GTD CON | GTD REL | GTD SUS | GTD RES |
|---------------|------------------------------|------------|------------|------------|------------|------------|------------|------------|------------|
| SRI | Suspend/Resume Indicators | | | | | | | YES | YES |
| TMR | Transmission Medium Required | YES | | | | YES | | | |
| TNS | Transit Network Selection | YES | | | | | | | |
| UID | UID Indicators | | YES* | YES* | | | | | |
| UUI | User-To-User Indicators | | YES | YES | YES | YES | | | |
| UUS | User-To-User Information | YES | YES | YES | YES | YES | | | |

Local Access and Transport Area

The Local Access and Transport Area (lata) table defines the LATA ID, state, and country. LATAs are also called service areas by some telephone companies.

Table Name: LATA

Table Containment Area: FSPTC, Call Agent

Command Types Show, add, change, and delete

Examples

```
show lata id=201;
add lata id=201; state=TX;
change lata id=201; country=US;
delete lata id=201;
```

Usage Guidelines

Primary Key Token(s): id

Add Rules: None.

Delete Rules: None.

Syntax Description

| | |
|---------|---|
| * ID | <p>Primary key. 3- to 5-digit LATA-ID. The first 3 digits represent the LATA-ID. The last 2 digits are for entering the LATA subzone. 5-digit LATA numbers exist only in Florida and in those countries which are outside of the U.S.A. but in World Zone 1.</p> <p>For example: Most LATA IDs are 3 digits and fall in the range 100-999. Others are 5 digits and fall in the range 4xxxx.</p> <p>INTEGER: 100–65535</p> <p>INTEGER: 100–99999 (Release 4.5)</p> |
| * STATE | <p>Standard 2-character U.S. state abbreviation.</p> <p>CHAR(2): 2 characters, state codes.</p> |

| | |
|--------------|---|
| AUTO-REFRESH | <p>Specifies whether to display cached data on the screen. Valid only for the show command.</p> <p>CHAR(1): Y/N (Default = Y).</p> <p>Y—Queries the database for the most current data.</p> <p>N—Queries the database for the most current data only if the cached data is unavailable.</p> |
| COUNTRY | <p>Name of country. Country: US, CAN, and so forth.</p> <p>VARCHAR(16): 1–16 ASCII characters (Default = US).</p> <p>VARCHAR(16): 1–16 ASCII characters. (Release 4.5: no default)</p> |
| DISPLAY | <p>Specifies what token information to display on the screen. Valid only for the show command.</p> <p>VARCHAR(1024): 1–1024 (Default = all tokens are displayed). Permitted values are any valid token that can be shown for this command. Multiple tokens can be entered by separating with a comma.</p> |
| LIMIT | <p>Specifies the number of rows to display on the screen. Valid only for the show command.</p> <p>INTEGER: 1–100000000 (Default = 100000000).</p> <p>Note The actual maximum number of rows displayed is currently lower than 100000000 due to software limitations.</p> |
| ORDER | <p>Specifies whether to display data on the screen in a sorted order. Valid only for the show command.</p> <p>VARCHAR(1024): 1–1024 (Default = all rows are displayed). Permitted values are any valid token that can be shown for this command. Multiple tokens can be entered by separating with a comma.</p> |
| START-ROW | <p>Specifies to begin displaying data on the screen at a specific row. Valid only for the show command.</p> <p>INTEGER: 1–100000000 (Default = 1).</p> |

Local Access and Transport Area Map

The Local Access and Transport Area Map (lata-map) table associates NANP-digits with a LATA. The LATA map and LATA tables are required if *Intra-State Calls Only* and/or *National Calls Only* COS screening is required.

Table Name: LATA-MAP

Table Containment Area: FSPTC

Command Types

Show, add, and delete

Examples

```
show lata-map digit-string=972-671;
add lata-map digit-string=972-671; lata-id=123;
delete lata-map digit-string=972-671;
```

Usage Guidelines

Primary Key Token(s): digit-string

Add Rules: None.

Delete Rules: None.

Syntax Description

| | |
|----------------|--|
| * DIGIT-STRING | Primary key. Numbering plan area (area code). VARCHAR(6): 3 or 6 numeric digits. Format: NPA or NPA-NXX |
| * LATA-ID | ID number assigned to the subscriber in the LATA table. The local access and transport area. INTEGER: 100–65535 (3–5 numeric digits). INTEGER: 100–99999 (3–5 numeric digits). (Release 4.5) There are 5 spaces for entering the LATA code. The last two digits are for entering the LATA sub-zone (only Florida has 5-digit LATA numbers, which represent Equal Access Exchange Areas [EAEAs]), if applicable. |
| AUTO-REFRESH | Specifies whether to display cached data on the screen. Valid only for the show command. CHAR(1): Y/N (Default = Y). Y—Queries the database for the most current data. N—Queries the database for the most current data only if the cached data is unavailable. |
| DISPLAY | Specifies what token information to display on the screen. Valid only for the show command. VARCHAR(1024): 1–1024 (Default = all tokens are displayed). Permitted values are any valid token that can be shown for this command. Multiple tokens can be entered by separating with a comma. |
| LIMIT | Specifies the number of rows to display on the screen. Valid only for the show command. INTEGER: 1–100000000 (Default = 100000000). Note The actual maximum number of rows displayed is currently lower than 100000000 due to software limitations. |
| ORDER | Specifies whether to display data on the screen in a sorted order. Valid only for the show command. VARCHAR(1024): 1–1024 (Default = all rows are displayed). Permitted values are any valid token that can be shown for this command. Multiple tokens can be entered by separating with a comma. |
| START-ROW | Specifies to begin displaying data on the screen at a specific row. Valid only for the show command. INTEGER: 1–100000000 (Default = 1). |

Media Gateway

The Media Gateway (mgw) table holds information about each MGW managed by the Call Agent. The MGW can be uniquely addressed by domain name, an IP address, or the TSAP address.

The Media Gateway table has two associated commands: RGW and TGW. The RGW command provisions gateways as only residential gateways, with the type token automatically set to RGW. The TGW command provisions gateways as only trunking gateways, with the type token automatically set to TGW. Both commands provision the Media Gateway table, but a service provider can use these commands to provide user security to certain individuals based on their roles. That is, some users can be allowed to provision only residential gateways, and others can be allowed to provision only trunking gateways. A service provider sets up the users security accordingly. Both commands provision the Media Gateway table in the Call Agent.

**Note**

Domain names cannot begin with a number.

Table Name: MGW

Table Containment Area: Call Agent

Command Types

Show, add, change, and delete

Examples

```
show mgw id=rgw242;
add mgw id=rgw242; tsap-addr=190.101.100.61; call-agent-id=CA146; mgw-profile-id=ubr1;
change mgw id=rgw242; call-agent-control-port=5000;
delete mgw id=rgw242;
```

Usage Guidelines

Primary Key Token(s): id

Add Rules: None.

Change Rules: None.

Delete Rules:

- ID does not exist in any termination::mgw-id.
- ID does not exist in any trunk-grp::mgw-id.
- ID does not exist in any annc-trunk::mgw-id.
- ID does not exist in any annc-trunk::remote-mgw-id.
- ID does not exist in any mlhg-terminal::mgw-id.

Syntax Description

| | |
|------------------|--|
| * ID | Primary key. Media gateway identifier, assigned by the service provider. VARCHAR(32): 1–32 ASCII characters. |
| * CALL-AGENT-ID | ID of the call-agent the subscriber is assigned to in the Call Agent table. VARCHAR(8): 1–8 ASCII characters. |
| * MGW-PROFILE-ID | ID of the mgw-profile the subscriber is assigned to in the MGW Profile table. VARCHAR(16): 1–16 ASCII characters. |
| * TSAP-ADDR | Specifies the DNS/IP address for the MTA or TGW. You can also enter the IP address and port number. VARCHAR(64): 1–64 ASCII characters. |

| | |
|-------------------------|--|
| * TYPE | <p>Type of gateway.</p> <p>VARCHAR(3): 1–3 ASCII characters. Permitted values are:</p> <p>RGW—Residential gateway.</p> <p>TGW—Trunking gateway.</p> |
| AGGR-ID | <p>ID of the aggregation device cable modem termination system (CMTS). This token is mandatory if supporting PacketCable DQoS; it is how the Cisco BTS 10200 Softswitch call management server (CMS) determines the CMTS to which a media terminal adapter (MTA) is attached, so it can issue gate control commands to the correct CMTS.</p> <p>VARCHAR(16): 1–16 ASCII characters.</p> |
| AUTO-REFRESH | <p>Specifies whether to display cached data on the screen. Valid only for the show command.</p> <p>CHAR(1): Y/N (Default = Y).</p> <p>Y—Queries the database for the most current data.</p> <p>N—Queries the database for the most current data only if the cached data is unavailable.</p> |
| CALL-AGENT-CONTROL-PORT | <p>The Call Agent MGCP listening port for the specified MGW. If it is configured as zero, the Call Agent automatically assigns an MGCP listening port for that MGW.</p> <p>Use the default port for normal operation.</p> <p>SMALLINT: 1–65535 (Default = 0). 0 indicates that no port is configured. If it is non-zero, then the number must be one of the values specified in the system platform.cfg.</p> <p>Note If the port number is non-zero, it cannot be a well-known port (except for MGCP ports 2427 or 2727), or port assigned to some other application.</p> |
| DISPLAY | <p>Specifies what token information to display on the screen. Valid only for the show command.</p> <p>VARCHAR(1024): 1–1024 (Default = all tokens are displayed). Permitted values are any valid token that can be shown for this command. Multiple tokens can be entered by separating with a comma.</p> |
| LIMIT | <p>Specifies the number of rows to display on the screen. Valid only for the show command.</p> <p>INTEGER: 1–100000000 (Default = 100000000).</p> <p>Note The actual maximum number of rows displayed is currently lower than 100000000 due to software limitations.</p> |
| NODE (Release 4.5) | <p>Defines the hybrid fiber coax (HFC) fiber node the MTA is homed to. The HFC fiber node sits between the CMTS and the MTA. Every MTA is assigned to a particular node—then one or more nodes are assigned to a given CMTS.</p> <p>VARCHAR(20): 1–20 ASCII characters.</p> |

| | |
|---------------------------|--|
| OPER-STATUS | Operational status of the media gateway. VARCHAR(5): 1–5 ASCII characters. Permitted values are: NF (Default)—Nonfaulty state. FA—Faulty state. NF-RB—Nonfaulty remotely blocked state. FA-RB—Faulty remotely blocked state. |
| ORDER | Specifies whether to display data on the screen in a sorted order. Valid only for the show command. VARCHAR(1024): 1–1024 (Default = all rows are displayed). Permitted values are any valid token that can be shown for this command. Multiple tokens can be entered by separating with a comma. |
| START-ROW | Specifies to begin displaying data on the screen at a specific row. Valid only for the show command. INTEGER: 1–100000000 (Default = 1). |
| STATUS (System generated) | Service state of the MGW. VARCHAR(15): 1–15 ASCII characters. Permitted values are: OOS (Default)—Out-of-Service state MAINT—Maintenance state, manual override. INS—In-Service state. |

Residential Gateway Command

The Residential Gateway (RGW) command provisions the Media Gateway table with gateways automatically configured as residential gateways (type=rgw). An RGW can be uniquely addressed by domain name, an IP address, or the TSAP address. A service provider can set up security to allow a user to provision only residential gateways.

Table Name: MGW

Table Containment Area: Call Agent

Command Types

Show, add, change, and delete

Examples

```
show rgw id=rgw1;
add rgw id=rgw1; tsap-addr=rgw1@cisco.com; call-agent-id=ca145; mgw-profile-id=iad2420;
change rgw id=rgw1; aggr-id=aggr1@cisco.com;
delete rgw id=rgw1;
```

Usage Guidelines

Primary Key Token(s): id

Add Rules: If noun RGW is used, provision the Media Gateway table with type=rgw.

Syntax Description See the [Media Gateway](#) table for token descriptions.

Trunking Gateway Command

The Trunking Gateway (TGW) command provisions the Media Gateway table with gateways automatically configured as trunking gateways (type=twg). A TGW can be uniquely addressed by domain name, an IP address, or the TSAP address. A service provider can set up security to allow a user to provision only trunking gateways.

Table Name: MGW

Table Containment Area: Call Agent

Command Types Show, add, change, and delete

Examples

```
show twg id=twg1;  
add twg id=twg1; tsap-addr=twg1@cisco.com; call-agent-id=cal45; mgw-profile-id=mgw8850;  
change twg id=twg1;  
delete twg id=twg1;
```

Usage Guidelines

Primary Key Token(s): id

Add Rules: If the noun TGW is used, provision the Media Gateway table with type=twg.

Syntax Description See the [Media Gateway](#) table for token descriptions.

Media Gateway Profile

The Media Gateway Profile (mgw-profile) table provides templates for defining a media gateway by hardware vendor. The table identifies the specifications and settings necessary for communications between the Call Agent and each type of media gateway. An ID must be created in this table before entries can be added to the Media Gateway table.

Several tokens have values that can be overwritten after the Call Agent queries the media gateway for supported capabilities. If the media gateway returns a value that is different from the value originally provisioned, the returned value automatically replaces the originally provisioned value.

Table Name: MGW-PROFILE

Table Containment Area: Call Agent

Command Types Show, add, change, and delete

Examples

```
show mgw-profile id=resgw2000;
```



```
add mgw-profile id=resgw2000; vendor=cisco;
change mgw-profile id=resgw2000; packet-type=ip; mgcp-to-supp=n;
delete mgw-profile id=resgw2000;
```

Usage Guidelines

Primary Key Token(s): id

Add Rules:

- if fax-pref-mode=FAX-T38CAMODE, then fax-t38-camode-supp=Y (Obsolete as of Release 4.5.)
- if fax-pref-mode=FAX-INBAND, then fax-inband-supp=Y. (Obsolete as of Release 4.5.)
- if mgcp-variant=ncs-1-0 or tgcp-1-0; then mgcp-version=mgcp-1-0.
- the mgcp-max-keepalive-interval must be greater than or equal to the mgcp-keepalive-interval (Release 4.5).
- the mgcp-max1-retries must be less than mgcp-max2-retries.

Change Rules: the mgcp-max1-retries must be less than mgcp-max2-retries.


Delete Rules: id does not exist in any mgw::mgw-profile-id.


Other rules: for parallel-netwloop-supp: if (mgcp-variant = ncs-1-0), then set to Y—else set to N. (Release 4.5)

Syntax Description

| | |
|-----------------------|---|
| * ID | Primary key. Unique ID assigned to this MGW profile by the service provider. VARCHAR(16): 1–16 ASCII characters. |
| AAL1 (Voice) | ATM adaptation layer (AAL) parameters. The AAL is a standards layer that allows multiple applications to have data converted to and from an ATM cell. It uses a protocol that translates higher layer services into the size and format of an ATM cell. CHAR(1): Y/N (Default = N). Y—MGW supports Class A traffic (constant bit rate (CBR), voice, and video). N—MGW does not support Class A traffic (CBR, voice, and video). |
| AAL2 (Voice over ATM) | ATM adaptation layer parameters. The AAL is the standards layer that allows multiple applications to have data converted to and from the ATM cell. It uses a protocol that translates higher layer services into the size and format of an ATM cell. CHAR(1): Y/N (Default = N). Y—MGW supports Class B traffic (variable bit rate (VBR), delay intolerant, voice, and video). N—MGW does not support Class B traffic (VBR, delay intolerant, voice, and video). |

| | |
|----------------------|---|
| AAL5 | <p>ATM adaptation layer parameters. The ATM adaptation layer is the standards layer that allows multiple applications to have data converted to and from the ATM cell. It uses a protocol that translates higher layer services into the size and format of an ATM cell.</p> <p>CHAR(1): Y/N (Default = N).</p> <p>Y—MGW supports Class C traffic (VBR, delay tolerant data).</p> <p>N—MGW does not support Class C traffic (VBR, delay tolerant data).</p> |
| AUTO-REFRESH | <p>Specifies whether to display cached data on the screen. Valid only for the show command.</p> <p>CHAR(1): Y/N (Default = Y).</p> <p>Y—Queries the database for the most current data.</p> <p>N—Queries the database for the most current data only if the cached data is unavailable.</p> |
| BTXML-DISPLAY-PREFIX | <p>Specifies the prefix used to identify the display endpoint. This field is valid only if btxml-supp = Y.</p> <p>VARCHAR(12): 1–12 ASCII characters.</p> |
| BTXML-SUPP | <p>Specifies whether the BTXML package is supported by the MGCP phone or not.</p> <p>CHAR(1): Y/N (Default = N).</p> |

| | |
|---------------------------------|--|
| CODEC-NEG-SUPP | <p>Indicates whether to specify a list of codecs (the set of codecs common to both sides of the call) in the local connection option (LCO) parameter of the create connection (CRCX) message.</p> <p>CHAR(1): Y/N (Default = Y).</p> <p>Y—(Release 4.1~4.5) Send the list of common codecs (the codecs that both legs of a call can support). This is valid if both legs of the call use the MGCP connection control protocol (for network elements such as IAD, eMTA, SS7/ISDN gateways, announcement servers, and so forth). The Cisco BTS 10200 Softswitch uses the following method to determine the preferred codec in the list of common codecs. A preferred codec is the first codec in the list of codecs sent with LCO.</p> <p>Y—(Release 4.5.1) Send the list of common codecs (the codecs that one leg of a call can support). This is valid if one of the legs of a call use the MGCP connection control protocol (for network elements such as IAD, eMTA, SS7/ISDN gateways, announcement servers, SIP, H323 and so forth). The Cisco BTS 10200 Softswitch uses the following method to determine the preferred codec in the list of common codecs. A preferred codec is the first codec in the list of codecs sent with LCO.</p> <p>In the common codec list, the first (preferred) codec is the codec specified in the Quality of Service (QOS) table for the originating leg, unless that codec does not appear in the common codec list.</p> <p>If the codec specified in the QOS table for the originating leg is not in the common codec list, then the first (preferred) codec is the codec specified in the QOS table for the terminating leg.</p> <p>N—Send only the single codec configured in the QOS table of the originating side, regardless of whether the gateway reported that it supports that codec.</p> |
| | <p> Caution Use this parameter with care. This parameter must be set appropriately for the codec capabilities of the gateways using this profile. Otherwise, some calls may not complete.</p> |
| | <p>For the available codec types, see the codec-type token in the Quality of Service table.</p> <p>If the QOS table does not exist (was not created with the add command, or was deleted), the system uses the information from the default-codec-type token in the Call Agent Configuration table.</p> |
| CONN-MODE-REQUIRED-IN-MDCX | <p>Specifies whether connection mode is always required in MDCX.</p> <p>CHAR(1): Y/N (Default = N).</p> <p>Y—Connection mode is always required in MDCX.</p> <p>N—Connection mode is not required unless it is changed.</p> |
| DESCRIPTION (EMS-only field) | <p>Described by the service provider.</p> <p>VARCHAR(64): 1–64 ASCII characters.</p> |

| | |
|--|--|
| DISPLAY | <p>Specifies what token information to display on the screen. Valid only for the show command.</p> <p>VARCHAR(1024): 1–1024 (Default = all tokens are displayed). Permitted values are any valid token that can be shown for this command. Multiple tokens can be entered by separating with a comma.</p> |
| DOMAIN-NAME-CACHING-SUPP | <p>Specifies whether the MGW supports IP address caching. Set this value to Y (default value) for best processing performance.</p> <p>Y—The MGA does not cache the IP addresses for the gateway domain names. Every time the MGA sends a message to a gateway, it does a gethostbyname.</p> <p>N—The MGA does a gethostbyname only on the first message sent to a gateway, and then internally caches the IP address. Subsequently, when the MGA sends messages to that gateway, it gets the IP address from the internal cache and does not do a gethostbyname.</p> <div style="border: 1px solid black; padding: 5px; margin-top: 10px;">  <p>Caution Disabling domain name caching can result in the Cisco BTS 10200 Softswitch becoming overloaded under high traffic conditions. Also, do not disable domain name caching if you are using an external DNS server.</p> </div> |
| DTMF-OOB-SUPP | <p>Specifies if out-of-band relay using MGCP NTFY DTMF midcall digits is supported.</p> <p>CHAR(1): Y/N (Default = N).</p> |
| EC-SUPP | <p>Specifies whether MGW supports echo cancellation. The value is provisioned by the service provider, but can be overwritten automatically by the Call Agent upon query from the MGW.</p> <p>CHAR(1): Y/N (Default = N).</p> <p>Y—MGW supports echo cancellation.</p> <p>N—MGW does not support echo cancellation.</p> |
| FAX-FAILURE-HANDLING (Not provisionable) (Release 4.5) | <p>Specifies, in a failure scenario, whether to send an L:off or to send L:<codec> error to the side that has switched to T38 fax. This error condition typically happens when a CRCX to the fax-detecting side is successful, but the MDCX fails on the other side because it does not support fax. In order to fall back to voice, the fax-detecting side must receive an MDCX with either an L:off or L:<codec> error in it.</p> <p>VARCHAR(32): 1–32 ASCII characters. Permitted values are:</p> <p>VOICE-CODEC-REVERSAL (Default)—The Cisco BTS 10200 Softswitch falls back to the same voice codec that was used before the fax started.</p> <p>VOICE-CODEC-G711—The Cisco BTS 10200 Softswitch always falls back to the G711 codec irrespective of the codec that was used before the fax started.</p> <p>FXR-T38-OFF—The Cisco BTS 10200 Softswitch uses the error L:fxr/fx:off for failure handling.</p> |

| | |
|---|--|
| FAX-INBAND-METHOD (Release 4.5) | <p>Allows gateways to use one of the inband fax methods. Applies only if the token fax-t38-enabled in the Quality of Service table is set to N.</p> <p>VARCHAR(16): 1–16 ASCII characters. Permitted values are:</p> <p>T38-FXR-OFF—The Cisco BTS 10200 Softswitch explicitly tells the gateway to turn off the T.38 call agent and gateway-controlled mode.</p> <p>GW-SPECIFIED (Default)—The Cisco BTS 10200 Softswitch does not explicitly specify any mode to the gateway. The mode configured in the gateway is used as long as the Cisco BTS 10200 Softswitch is not involved in call flows.</p> <p>FT-UPSPEED (Not supported)—The Cisco BTS 10200 Softswitch does codec upspeed based on fax tone (ft) received from the gateway.</p> |
| FAX-T38-CAMODE-SUPP | <p>Specifies whether Call Agent instructs the gateway to switch to T.38 mode in real time.</p> <p>CHAR(1): Y/N (Default = N).</p> |
| FAX-T38-GWMODE-SUPP (Not supported) | <p>Specifies whether gateway uses the NSE to switch to T.38 mode in real time.</p> <p>CHAR(1): Y/N (Default = N).</p> |
| IKE-CS | <p>Specifies the list of ciphersuites supported by IKE, in priority order. This list is used to negotiate the encryption-authentication algorithm pair used by IKE.</p> <p>The list can contain only those ciphersuites using the authentication algorithms HMAC-MD5 and HMAC-SHA and the encryption algorithm ESP-3DES.</p> <p>VARCHAR(64): 1–64 ASCII characters. Permitted values are:</p> <p>3DES-MD5, 3DES-SHA1 (Default list)</p> <p>3DES-SHA1, 3DES-MD5</p> <p>3DES-MD5</p> <p>3DES-SHA1</p> |
| IKE-GROUP | <p>Specifies the available groups in which the Diffie Helman exchange may occur. This token is valid only for trunking gateways.</p> <p>INTEGER: Valid values are 1 and 2 (Default = 2).</p> |
| IKE-KEY | <p>The IKE preshared key. This value is used for security on the interface between the Cisco BTS 10200 Softswitch and the trunking gateway. This token is valid only for trunking gateways.</p> <p>VARCHAR(256): 1–256 ASCII characters.</p> <p>The system encrypts the value of the ike-key token and stores the encrypted value as ike-key-encr. See the ike-key-encr token for additional details. (Release 4.5)</p> |
| IKE-KEY-ENCR (System generated) (Release 4.5) | <p>The IKE preshared key in encrypted form.</p> <p>VARCHAR(256): 1–256 ASCII characters.</p> <p>Note The system encrypts the value of the ike-key token and stores the encrypted value as ike-key-encr. It is then decrypted and displayed only when accessed by a privileged user.</p> |

| | |
|------------------------|--|
| IKE-SA-LIFETIME | <p>The IKE SA expiration in seconds.</p> <p>INTEGER: 0–MAXINT (Default = 86400).</p> <p>Note MAXINT is a 4-byte integer, such as MAXINT = 2 to the power of 32 –1.</p> |
| IPSEC-CMS-CONTROL-PORT | <p>The IPsec SA outbound control port. Used when the SA is created for a particular outbound port for this device class.</p> <p>SMALLINT: 0–65534 (Default = 0).</p> |
| IPSEC-MGW-CONTROL-PORT | <p>The IPsec SA inbound control port. Used when the SA is created for a particular inbound port for this device class.</p> <p>SMALLINT: 0–65534 (Default = 0).</p> |
| IPSEC-SA-ESP-CS | <p>The IPsec SA ESP ciphersuite list in priority order. Used to negotiate an encryption-authentication algorithm pair used by IPsec. The list can contain only those ciphersuites using the authentication algorithms HMAC-MD5 and HMAC-SHA and the encryption algorithms ESP-3DES and ESP-NUL.</p> <p>VARCHAR(64): 1–64 ASCII characters.</p> <p>3DES-MD5, 3DES-SHA1, NULL-MD5, NULL-SHA1 (Default list)</p> <p>Note This list can be modified to be a subset of this initial list using the CLI and can be reordered to specify a new priority selection. For example:</p> <ul style="list-style-type: none"> - 3DES-MD5, 3DES-SHA1, NULL-SHA1, NULL-MD5 - 3DES-SHA1, NULL-MD5, NULL-SHA1 - 3DES-MD5, NULL-MD5 - NULL-SHA1 and additional values. |
| IPSEC-SA-GRACE-PERIOD | <p>The IPsec SA key expiration grace period in seconds. Used to calculate the soft expiration. The ipsec-sa-grace-period must be less than ipsec-sa-lifetime.</p> <p>The ipsec-sa-grace-period must be less than or equal to 25% of the configured ipsec-sa-lifetime. If not specified when configuring a new ipsec-sa-lifetime, the ipsec-sa-grace-period defaults to 25% of the ipsec-sa-lifetime.</p> <p>INTEGER: 0–MAXINT (Default = 21600).</p> <p>Note MAXINT is a 4-byte integer, such as MAXINT = 2 to the power of 32 –1.</p> |
| IPSEC-SA-LIFETIME | <p>The IPsec SA expiration in seconds. This is the hard expiration.</p> <p>INTEGER: 0–MAXINT (Default = 86400).</p> <p>Note MAXINT is a 4-byte integer, such as MAXINT=2 to the power of 32 –1.</p> |

| | |
|-------------------------------------|---|
| IPSEC-ULP-NAME | <p>IPSec SA upper-layer protocol name. Used if the SA is created only for specific protocol traffic (for example, IP traffic). The value is a string as described in <code>getprotobyname(3XNET)</code>.</p> <p>VARCHAR(8): 1–8 ASCII characters. Permitted values are:</p> <p>IP (Default)</p> <p>TCP</p> <p>UDP</p> <p>Note The default value (IP) is adequate for most applications.</p> |
| IPTOS-RTP-SUPP | <p>Determines whether to send type of service (TOS) information or not, since not all gateways support the TOS parameter.</p> <p>CHAR(1): Y/N (Default = Y).</p> <p>Y—Send TOS information.</p> <p>N—Do not send TOS information.</p> |
| KEEPAKIVE-METHOD (Release 4.4.1) | <p>Indicates type of protocol method used for keepalive procedure between the Call Agent and the media gateway.</p> <p>VARCHAR(16): 1–16 ASCII characters.</p> <p>NONE—Turns off AUEP ping and ICMP ping.</p> <p>AUEP (Default)—Performs AUEP ping.</p> <p>AUEP-ICMP—Performs AUEP ping, but if it fails, then performs ICMP ping.</p> <p>Note For more information on how the keepalive procedure works, see the applicable appendix (Release 4.4.x Keepalive or Release 4.5.x Keepalive) in the <i>Cisco BTS 10200 Softswitch Troubleshooting Guide</i>.</p> |
| KRB-REEST-FLAG | <p>Kerberos Reestablishment Flag. If enabled, the Kerberos SA is automatically reestablished upon expiration.</p> <p>CHAR(1): Y/N (Default = Y).</p> |
| LIMIT | <p>Specifies the number of rows to display on the screen. Valid only for the <code>show</code> command.</p> <p>INTEGER: 1–100000000 (Default = 100000000).</p> <p>Note The actual maximum number of rows displayed is currently lower than 100000000 due to software limitations.</p> |
| LINE-PREFIX | <p>DS1 level prefix. For example, DS1 as in DS1-1. Used by EMS during bulk provisioning.</p> <p>VARCHAR(8): 1–8 ASCII characters.</p> |

| | |
|-----------------------|---|
| MGCP-3WAY-HSHAKE-SUPP | <p>Specifies whether the gateway supports three-way handshaking. Handshaking is the initial exchange between two systems before data transmission. This is a procedure of greeting, verifying identities, determining communication speed and other functions before transmission occurs.</p> <p>CHAR(1): Y/N (Default = Y).</p> <p>Y—MGW supports three-way handshaking.</p> <p>N—MGW does not support three-way handshaking.</p> <p>Note Transaction identifiers and three-way handshake: transaction identifiers are integer numbers that range from 0 to 999,999,999. Call Agents can use a specific number space for each of the gateways that they manage, or use the same number space for all gateways that belong to some arbitrary group. Call Agents can share the load of managing a large gateway between several independent processes. These processes share the same transaction number space. There are multiple possible implementations of this sharing, such as having a centralized allocation of transaction identifiers, or preallocating nonoverlapping ranges of identifiers to different processes. The implementations must guarantee that unique transaction identifiers are allocated to all transactions that originate from a logical Call Agent. Gateways detect duplicate transactions by looking at the transaction identifier only.</p> |
| MGCP-CALEA-SUPP | <p>Specifies whether the gateway supports CALEA.</p> <p>CHAR(1): Y/N (Default = Y).</p> <p>Y—CALEA is supported.</p> <p>N—CALEA is not supported.</p> |
| MGCP-CAP-NEG-REQ | <p>Specifies whether to negotiate capabilities between originating and terminating endpoints of the connection while creating a connection.</p> <p>CHAR(1): Y/N (Default = Y).</p> |
| MGCP-CAS-BLOCK-SUPP | <p>Specifies whether a media gateway supports a blocking signal (bl signal as defined in the CAS packages MS and DT). This token applies to CAS TGWs only. For CAS TGW, set to N (default value) to be PacketCable compliant. PacketCable signaling does not send a blocking signal.</p> <p>CHAR(1): Y/N (Default = N).</p> |

| | |
|--|---|
| MGCP-CMD-SEQ-SUPP Provisionable only as N in Release 4.2. Not provisionable as of Release 4.2.1. | <p>MGCP does not mandate that the underlying transport protocol guarantees the sequencing of commands sent to a gateway or an endpoint. This property tends to maximize the timeliness of actions, but it has a few drawbacks. For example: Notify commands can be delayed and arrive at the Call Agent after the transmission of a new NotificationRequest command. If a new NotificationRequest is transmitted before a previous one is acknowledged, there is no guarantee that it will be received after the first one. See RFC 2705.</p> <p>CHAR(1): Y/N (Default = N).</p> <p>Y—MGW supports multiple messages from the Call Agent before sending an ACK.</p> <p>N—MGW does not support command sequencing. Waits for an ACK before sending the next MGCP command.</p> |
| MGCP-CONN-ID-AT-GW-SUPP | <p>Specifies how the Cisco BTS 10200 Softswitch performs audit and resynchronization of connection status between itself and the MGW.</p> <p>CHAR(1): Y/N (Default = Y).</p> <p>Y—MGW is capable of reporting the active connections on specified endpoints. During audit and resynchronization, the Cisco BTS 10200 Softswitch only deletes connections that are mismatched between the media gateway and the Call Agent.</p> <p>N—MGW is not capable of reporting the active connections on specified endpoints. During audit and resynchronization, in the case of connection-state mismatches, the Cisco BTS 10200 Softswitch deletes all endpoint connections.</p> <p>Note The default value (Y) is appropriate in most cases. Use the value N only if there are specific interoperability issues identified on a particular media gateway.</p> |

| | |
|--|---|
| MGCP-DEFAULT-PKG | <p>Specifies the MGCP default package.</p> <p>VARCHAR(8): 1–8 ASCII characters. Permitted values are:</p> <p>NONE (Default)—No package specified.</p> <p>ANNC—MGCP specification for announcements, used for announcement endpoints (for example, the Cisco AS5400 trunking gateway).</p> <p>AUDIO—Audio package used for IVR.</p> <p>BL—Not supported.</p> <p>DT—Cisco specification (also proposed to Soft Switch Consortium) for CAS DTMF endpoints (for example, a Cisco 3810 CAS gateway).</p> <p>G—Generic package.</p> <p>LINE—Subscriber Line (MGCP/NCS). Use this value for an MTA.</p> <p>MD—North American Feature Group D Bellcore FGD Exchange Access North American Signaling (EANA) and Bellcore FGD Exchange Access North American Signaling (EAIN) CAS trunks. (Release 4.5) (Not supported)</p> <p>MO—PacketCable specification for CAS operator services used for 911 calls, and so forth (for example, Cisco 3810 CAS gateway).</p> <p>MS—Cisco specification for CAS MF endpoints (for example, a Cisco 3810 CAS gateway).</p> <p>MT—Not supported.</p> <p>TRUNK—MGCP specification for trunking gateways that includes ISDN and SS7 but not CAS (for example, a Cisco AS5400 trunking gateway). If the mgcp-variant=TGCP, the mgcp-pkg-type must be set to IT (ISUP trunk).</p> |
| MGCP-DIALTONE-TO-SUPP (Obsolete in Release 4.5.1—use MGCP-TO-SUPP) | <p>Specifies whether the media gateway supports a dial tone timeout. Dial tone timeout is set in the Call Agent Configuration table.</p> <p>CHAR(1): Y/N (Default = N).</p> <p>Y—MGW supports dial tone timeout.</p> <p>N—MGW does not support dial tone timeout.</p> <p>Note If dialtone issues occur using this token, use mgcp-to-supp.</p> |
| MGCP-EP-SPECIFIC-CAP-SUPP | <p>Specifies whether the media gateway supports endpoint-specific capability or not. If gateway does not support endpoint-specific capability, then the MGA queries only one endpoint for capability instead of querying all the endpoints of that gateway.</p> <p>CHAR(1): Y/N (Default = N).</p> |
| MGCP-ERQNT-SUPP | <p>Specifies whether the media gateway supports Embedded Requests for Notification (ERQNT).</p> <p>CHAR(1): Y/N (Default = Y).</p> <p>Y—MGW supports ERQNT.</p> <p>N—MGW does not support ERQNT.</p> |

| | |
|-------------------------|---|
| MGCP-HAIRPIN-SUPP | <p>Specifies the setting of the network-type (nt) parameter in the local connection option (LCO) of the create connection (CRCX) message that the Cisco BTS 10200 Softswitch sends to the MGW (or MGWs).</p> <p>Note This parameter applies only when both endpoints in a call are controlled by the same media gateway. If the two endpoints are controlled by two separate media gateways, this parameter has no effect.</p> <p>CHAR(1): Y/N (Default = Y).</p> <p>Y—If the Cisco BTS 10200 Softswitch detects that both endpoints are on the same MGW, the Cisco BTS 10200 Softswitch sends the LCO parameter L:nt:local to the MGW. However, if the two endpoints are on separate MGWs, the Cisco BTS 10200 Softswitch sends L:nt:in.</p> <p>Note The L:nt:local flag typically results in the media gateway using TDM hairpinning for the call if it is capable of TDM hairpinning.</p> <p>If this parameter is set to Y, see also the parameter MGCP-HAIRPIN-Z2-SUPP in this table for additional options.</p> <p>N—Send the LCO parameter L:nt:in. Use this value (N) if the MGW does not support TDM hairpinning, or if TDM hairpinning is not desired.</p> |
| MGCP-HAIRPIN-Z2-SUPP | <p>Specifies the messaging procedure for the hairpin connection.</p> <p>CHAR(1): Y/N (Default = N).</p> <p>Y—The Cisco BTS 10200 Softswitch sends a single create-connection (CRCX) message specifying both endpoints in the call.</p> <p>N—The Cisco BTS 10200 Softswitch sends two separate CRCX messages, one for each endpoint in the call.</p> <p>Note This parameter applies only if mgcp-hairpin-supp is set to Y. Otherwise, this parameter is ignored.</p> |
| MGCP-KEEPALIVE-INTERVAL | <p>Specifies the time interval in which MGW connectivity is monitored when no activity is detected between the MGW and the Cisco BTS 10200.</p> <p>INTEGER: 1–86400 seconds (Default = 60).</p> <p>Note For more information on how the keepalive procedure works, see the applicable appendix (Release 4.4.x Keepalive or Release 4.5.x Keepalive) in the <i>Cisco BTS 10200 Softswitch Troubleshooting Guide</i>.</p> |
| MGCP-KEEPALIVE-RETRIES | <p>Specifies the number of keepalive retries if the first MGW status monitor fails.</p> <p>INTEGER: 0–50 (Default = 3).</p> <p>Note For more information on how the keepalive procedure works, see the applicable appendix (Release 4.4.x Keepalive or Release 4.5.x Keepalive) in the <i>Cisco BTS 10200 Softswitch Troubleshooting Guide</i>.</p> |


| | |
|---|--|
| MGCP-MAX1-RETRIES | <p>Specifies the number of retransmission attempts for each MGW IP address.</p> <p>INTEGER: 1–10 (Default = 2).</p> <p>INTEGER: 1–9 (Default = 2) (Release 4.5.1)</p> <p>Note For more information on message retransmission procedures, see the applicable appendix (Release 4.4.x Keepalive or Release 4.5.x Keepalive) in the <i>Cisco BTS 10200 Softswitch Troubleshooting Guide</i>.</p> |
| MGCP-MAX2-RETRIES | <p>Specifies the maximum number of retransmit attempts for the last MGW IP address before declaring the address unreachable. Also known as the disconnection threshold.</p> <p>INTEGER: 1–10 (Default = 3).</p> <p>INTEGER: 2–10 (Default = 3) (Release 4.5.1).</p> <p>Note For more information on message retransmission procedures, see the applicable appendix (Release 4.4.x Keepalive or Release 4.5.x Keepalive) in the <i>Cisco BTS 10200 Softswitch Troubleshooting Guide</i>.</p> |
| MGCP-MAX-KEEPALIVE-INTERVAL (Release 4.5) | <p>Specifies the maximum MGCP keepalive interval in seconds.</p> <p>INTEGER: 1–86400 (Default = 600).</p> <p>Note For more information on how the keepalive procedure works, see the applicable appendix (Release 4.4.x Keepalive or Release 4.5.x Keepalive) in the <i>Cisco BTS 10200 Softswitch Troubleshooting Guide</i>.</p> |
| MGCP-MWI-SUPP | <p>Specifies whether message waiting indicators are supported.</p> <p>CHAR(1): Y/N (Default = Y).</p> <p>Y—Message waiting indicators are supported. When the user goes off-hook and there is a message waiting, the user receives an MWA tone.</p> <p>N—Message waiting indicators are not supported. When the user goes off-hook and there is a message waiting, the user receives a stutter tone.</p> |
| MGCP-NAS-SUPP | <p>Specifies whether the gateway supports NAS functionality.</p> <p>CHAR(1): Y/N (Default = Y).</p> <p>Y—NAS functionality is supported.</p> <p>N—NAS functionality is not supported.</p> |
| MGCP-NE-LOCALNAME-SUPP | <p>Specifies whether the media gateway supports a local name in the notified entity (NE) parameter.</p> <p>CHAR(1): Y/N (Default = N).</p> <p>Y—The gateway supports a local name in the NE. The Call Agent sends the localname@domainName as the NE parameter.</p> <p>N—The gateway does not support a local name in the NE. The Call Agent sends only the domainName as NE parameter.</p> |

| | |
|---------------------------------------|--|
| MGCP-PIGGYBACK-MSG-SUPP (Release 4.5) | <p>Specifies whether the MGCP subsystem enables or disables piggybacking MGCP commands in an ACK message toward a media gateway.</p> <p>CHAR(1): Y/N (Default = Y).</p> <p>Y—Enable MGCP piggyback message support.</p> <p>N—Disable MGCP piggyback message support.</p> |
| MGCP-QDISCARD-SUPP (Release 4.5) | <p>Specifies whether the Cisco BTS 10200 Softswitch supports sending the quarantine handling process control discard method.</p> <p>CHAR(1): Y/N (Default = Y).</p> |
| MGCP-QLOOP-SUPP | <p>Specifies whether the gateway supports quarantine looping (QLOOP).</p> <p>CHAR(1): Y/N (Default = Y).</p> <p>Y—MGW supports QLOOP.</p> <p>N—MGW does not support QLOOP.</p> |
| MGCP-REQ-ID-SUPP (Release 4.5) | <p>Specifies whether the MGW supports use of a Request Identifier (correlation of Request Identifier from RQNT to NTFY message).</p> <p>CHAR(1): Y/N (Default = N).</p> |
| MGCP-RSIPSTAR-SUPP | <p>Specifies whether media gateway endpoints are available on Restart In Progress (RSIP)*. Used for high-density gateways.</p> <p>An RSIP message with endpoint as * from a gateway only suggests whole gateway availability. It does not mean that all endpoints on the gateway are available. A gateway issues an RSIP */*/*@<mgw domain name> if all endpoints are available or RSIP S1*/*/*@<mgw domain name> if only the endpoints in slot S1 are available.</p> <p>CHAR(1): Y/N (Default = Y).</p> <p>Y—MGW supports RSIP.</p> <p>N—MGW does not support RSIP.</p> |
| MGCP-RSVP-SUPP | <p>Provides static value for media gateway support of the Resource Reservation Protocol (RSVP). This field is only used if the Call Agent cannot read dynamic RSVP support data from a media gateway. This ensures enough bandwidth reserves for IP packets. Used only for non-PacketCable devices.</p> <p>CHAR(1): Y/N (Default = N).</p> <p>Y—MGW supports RSVP.</p> <p>N—MGW does not support RSVP.</p> |

| | |
|-----------------------------------|--|
| MGCP-TERM-INIT-LEVEL | <p>Specifies the termination initialization level. This token applies to certain TGWs, such as the Cisco MGX 8850. Set this to a numerical value: 0, 1, 2, or 3.</p> <p>SMALLINT. Permitted values are:</p> <p>0—Level 0 (Default). All terminations are initialized individually (TGW: S0/DS1-1/1)</p> <p>1—Level 1. Level 1 group of terminations (Span/T1/port) are initialized in bulk (TGW: S0/DS1-1/*)</p> <p>2—Level 2. Level 2 group of terminations (Slot/board) are initialized in bulk (TGW: S0/*)</p> <p>3—Level 3. Level 3 group of terminations (gateway) are initialized in bulk (TGW: *)</p> |
| MGCP-TEST-CONN-SUPP (Release 4.5) | <p>Specifies whether to inhibit any network loopback or continuity test call attempts on a media gateway. Currently, the Cisco BTS 10200 Softswitch does not support network loopback and continuity test on trunking gateways (including IMTs used for SS7, ISDN and CAS signaling).</p> <p>CHAR(1): Y/N (Default = Y).</p> <p>Y—If Y, and the MGW returns connection mode capabilities netwloop and netwtest in response to an AuditEndpoint message, the Cisco BTS 10200 Softswitch allows a network loopback connection on the MGW.</p> <p>N—If N, or if the MGW does not return connection mode capabilities netwloop and netwtest in response to an AuditEndpoint message, the Cisco BTS 10200 Softswitch does not allow a network loopback connection on the MGW.</p> |
| MGCP-T-LONGTRAN | <p>Specifies the initial MGCP transaction timeout, in seconds, after receiving a provisional response (return code 100) from the MGW.</p> <p>INTEGER: 1–10 (Default = 5).</p> |
| MGCP-TO-SUPP (Release 4.5) | <p>Specifies whether a media gateway supports the timeout parameter (TO) for signaling. The ring timeout is decided based on call type—same as no answer timeout. An MGA always sends TO=0 indicating ring for infinite time (no ring timeout).</p> <p>CHAR(1): Y/N (Default = Y).</p> |
| MGCP-T-TRAN | <p>Specifies the initial timeout (in milliseconds) after which a command is retransmitted. All subsequent reattempt durations grow exponentially until a limit is reached.</p> <p>INTEGER: 200–8000 in multiples of 200 (Default = 400).</p> <p>Note For more information, see the applicable appendix (Release 4.4.x Keepalive or Release 4.5.x Keepalive) in the <i>Cisco BTS 10200 Softswitch Troubleshooting Guide</i>.</p> |

| | |
|-----------------|--|
| MGCP-VARIANT | <p>The MGCP variant supported by this type of media gateway.</p> <p>VARCHAR(8): 1–8 ASCII characters. Permitted values are:</p> <p>NONE (Default)—No MGCP variant.</p> <p>NCS-1-0—Protocol as defined by PacketCable. Use this value to create an MGW profile for an MTA.</p> <p>TGCP-1-0—Protocol as defined by PacketCable. Use this value to create a MGW profile for a TGW.</p> <p>BIS—Not used.</p> |
| MGCP-VERSION | <p>The MGCP version supported by this media gateway. (MGCP Protocol as defined by the Internet Engineering Task Force [IETF]).</p> <p>VARCHAR(8). Permitted values are:</p> <p>MGCP-0-1—MGCP0.1 version is supported by the media gateway.</p> <p>MGCP-1-0—MGCP1.0 version is supported by the media gateway. This is the default version for an MTA. Required for NCS and TGCP.</p> |
| MGCP-VMWI-SUPP | <p>Specifies whether the media gateway supports visual message waiting indicators (VMWIs). Used for voice mail.</p> <p>CHAR(1): Y/N (Default = N).</p> <p>Y—Does support VMWI.</p> <p>N—Does not support VMWI.</p> |
| MGCP-XDLCX-SUPP | <p>Specifies whether the MGW supports the Request Identifier (X) parameter in received delete connection (DLCX) messages without any CallId (I) and ConnectionId (I) parameters.</p> <p>CHAR(1): Y/N (Default = N).</p> <p>Y—Use for IOS-based MGCP gateways, not for MTAs.</p> <p>N—Use for PacketCable.</p> |

| | |
|--------------------------------------|--|
| MGW-TYPE | <p>Media gateway type. Used when the gateway is auto-provisionable from the CLI.</p> <p>VARCHAR(16): 1–16 ASCII characters. Permitted values are:</p> <p>UNSPECIFIED (Default)—Generic or unknown gateway type.</p> <p>2420—RGW and CAS trunking gateway.</p> <p>2421—RGW and CAS trunking gateway or SS7 and ISDN gateway.</p> <p>3660—CAS trunking gateway, SS7 or ISDN gateway.</p> <p>3810—RGW or CAS trunking gateway, or SS7 and ISDN gateway.</p> <p>5850—CAS, ISDN, SS7 or announcement gateway.</p> <p>827—Cisco 827 Router.</p> <p>AS5300—CAS, ISDN, SS7 or announcement gateway.</p> <p>AS5400—CAS, ISDN, SS7 or announcement gateway.</p> <p>ATA—Analog telephone adapter.</p> <p>MGX8260—CAS, ISDN, SS7 or announcement gateway. (Obsolete as of Release 4.4.1)</p> <p>MGX8850—CAS, ISDN, SS7 or announcement gateway.</p> <p>OTHER—A device other than one of those listed for this token.</p> <p>UBR—Residential gateways (RGWs).</p> |
| ORDER | <p>Specifies whether to display data on the screen in a sorted order. Valid only for the show command.</p> <p>VARCHAR(1024): 1–1024 (Default = all rows are displayed). Permitted values are any valid token that can be shown for this command. Multiple tokens can be entered by separating with a comma.</p> |
| OSI-SUPP | <p>Specifies if open switch interval (OSI) is supported or unsupported. When supported, OSI facilitates call flows involving answering machines or other automated devices acting as a terminating party and aids notification that an originating party is on-hook to such devices. See <i>Telecordia GR506</i> for further information.</p> <p>CHAR(1): Y/N (Default = N).</p> <p>Y—Gateway supports OSI.</p> <p>N—Gateway does not support OSI.</p> |
| PACKET-TYPE | <p>Underlying network layer.</p> <p>VARCHAR(4). Permitted values are:</p> <p>BOTH (Default)—Supports both ATM and IP packet types.</p> <p>ATM—Supports only ATM packet types.</p> <p>IP—Supports only IP packet types.</p> |
| PARALLEL-NETWLOOP-SUPP (Release 4.5) | <p>Specifies whether the media gateway allows a network loopback connection in parallel to another inactive, recvonly, or sendrecv mode connection.</p> <p>Note See the NCS specification (PKT-SP-EC-MGCP-I10-040402), section 4.3 for more information.</p> |

| | |
|---|---|
| PARALLEL-TEST-CONN-SUPP (Release 4.5) | <p>Specifies whether the media gateway allows a network loopback or continuity test connection in parallel to another inactive or recvnly or sendrecv mode connection.</p> <p>CHAR(1): Y/N (Default = Y if variant=NCS, if variant is not equal to NCS the default is N).</p> <p>Note See NCS specification PKT-SP-EC-MGCP-I10-040402 section 4.3 for further information.</p> |
| PC-MPTIME-SUPP | <p>Specifies whether MGW (RGW or TGW) supports multiple packetization (MP)—which means there are individual packetization periods for each codec as defined by PacketCable ECN MGCP-N-02101. This token applies only if mgcp-variant = NCS or TGCP. The default value (Y) works for MGCP (variant=none) since this token is not used for MGCP.</p> <p>CHAR(1): Y/N (Default = Y).</p> <p>Note This token is typically set to Y for MTAs, and N for MGCP-based MGWs and TGWs.</p> |
| | <p> Caution This token should not be changed, unless service provider uses an MTA or trunking gateway that is partially compliant to NCS/TGCP (that is, supports NCS/TGCP, but does not support multiple packetization parameter in Local Connection Option field of CRCX/MDCX message).</p> |
| PORT-START | <p>Specifies the starting port on a gateway. Ports on some residential gateways are numbered as 0, 1 and others are numbered as 1, 2.</p> <p>The port-start value is useful when provisioning terminations.</p> <p>The Cisco BTS 10200 Softswitch supports gateways with port 1 but not 2. That is, if the MGW has 0 or 1 based numbering (ports start with 0 or 1 when describing the first port), then it is supported.</p> <p>CHAR(1): 0 or 1 (Default = 0).</p> |
| PVC | <p>Specifies whether MGW supports permanent virtual circuits (PVCs).</p> <p>CHAR(1): Y/N (Default = N).</p> <p>Y—MGW supports PVCs.</p> <p>N—MGW does not support PVCs.</p> |
| RBK-ON-CONN-SUPP | <p>Ringback on connection support specifies whether the MGW or TGW has the ability to send a ringback signal to the calling party on connection. The default value is Y.</p> <p>Y—MGW has the capability to send a ringback signal (inband RTP).</p> <p>N—MGW does not have the capability to send a ringback signal (local ringback at origination).</p> |
| RBK-ON-INACTIVE-CONN-SUPP (Not supported) | <p>Ringback on an inactive connection support.</p> <p>CHAR(1): Y/N (Default = N).</p> <p>N—MGW cannot send a ringback signal on an inactive connection.</p> <p>Y—MGW can send a ringback signal on an inactive connection.</p> |

| | |
|-----------------------------------|---|
| REFRESH-DIGIT-MAP | Specifies whether the digit map is refreshed at the gateway on every call. CHAR(1): Y/N (Default = N). |
| SDP-ATTRIB-SUPP | Session Description Protocol (SDP) parameters are used for interoperability with various MGWs. CHAR(1): Y/N (Default = Y). |
| SDP-BANDWIDTH-SUPP | Specifies whether bandwidth SDP parameters are needed for interoperability with various MGWs. CHAR(1): Y/N (Default = Y). |
| SDP-CAP-ENCODE-TYPE (Release 4.5) | Specifies the SDP Capability encoding type. There are two specific formats by which SDP capabilities can be encoded—STD and CISCO. VARCHAR(16): 1–16 ASCII characters. Permitted values are: STD—RFC 3407-based SDP attribute encoding. CISCO—Cisco proprietary method of encoding SDP capability attribute parameters using the “X-” prefix. AUTO (Default)—Does not force an endpoint to use a specific format. An endpoint uses the same format as received from the other endpoint. |
| SDP-EMAIL-SUPP | Specifies whether e-mail SDP parameters are needed for interoperability with various MGWs. CHAR(1): Y/N (Default = Y). |
| SDP-INFO-SUPP | Specifies whether information SDP parameters are needed for interoperability with various MGWs. CHAR(1): Y/N (Default = Y). |
| SDP-ORIGFIELD-SUPP | Specifies whether origination field SDP parameters are needed for interoperability with various MGWs. See RFC 2327. CHAR(1): Y/N (Default = N). Y—Gateway does not support SDP. N—Gateway supports SDP. |
| SDP-PHONE-SUPP | Specifies whether telephone SDP parameters are needed for interoperability with various MGWs. CHAR(1): Y/N (Default = Y). |
| SDP-SESSNAME-SUPP | Specifies whether session name SDP parameters are needed for interoperability with various MGWs. CHAR(1): Y/N (Default = Y). |
| SDP-TIME-SUPP | Specifies whether time SDP parameters are needed for interoperability with various MGWs. CHAR(1): Y/N (Default = Y). |
| SDP-URI-SUPP | Specifies whether URI SDP parameters are needed for interoperability with various MGWs. CHAR(1): Y/N (Default = Y). |
| SLOT-PREFIX | Slot Level prefix. For example, S as in S0. Used by EMS during bulk provisioning. VARCHAR(8): 1–8 ASCII characters. |

| | |
|----------------------------------|--|
| SPARE1-SUPP (Release 4.4.0/1) | <p>Specifies whether to optimize the initialization sequence when the Cisco BTS 10200 Softswitch receives an “RSIP rm:disconnected” message from an MGW. This supports MGWs (such as VXSM) that support redundancy and stateful switchover; and sends an “RSIP rm:disconnected” during an MGW failover.</p> |
| Obsolete in Release 4.5. | <p>CHAR(1): N/Y (Default = N).</p> <p>Y—If an “RSIP rm:disconnected received” message is received and the endpoint point does not have an active call (from a Call Agent perspective), the Cisco BTS 10200 Softswitch sends a DLCX message to all effected endpoints with no CallIdentifier/ConnectionIdentifier. For endpoints with active calls, the Cisco BTS 10200 Softswitch sends an MDCX command with the appropriate connection mode.</p> <p>N—If an “RSIP rm:disconnected” is received and the endpoint point does not have active call (from a Call Agent perspective), the Cisco BTS 10200 Softswitch sends an AUEP command to get the active connections and sends a “DLCX stray connections” or sends an MDCX with appropriate connection mode and RQNT if necessary). For endpoints with active calls, the Cisco BTS 10200 Softswitch sends an AUEP command to get the active connections and sends a “DLCX stray connections” or sends MDCX with appropriate connection mode and RQNT if necessary.</p> |
| Release 4.5.1 | <p>Specifies whether to release active calls when an MGW becomes unreachable.</p> <p>CHAR(1): N/Y (Default = N).</p> <p>Y—If the MGW becomes unreachable, all active calls on that MGW are released.</p> <p>N—Active calls are not released when MGW becomes unreachable. If the MGW becomes reachable later, the Cisco BTS 10200 Softswitch audits all stable calls on that MGW and releases any mismatched calls.</p> <p>Note The feature behavior of not releasing active calls on unreachable MGWs was introduced in Release 4.4 and is the default behavior for Releases 4.4.0, 4.4.1 and 4.5. However, this can be overridden by adding <i>releaseCallOnUnreachable=Y</i> in the MGA section of the platform.cfg. Contact Cisco TAC before modifying the platform.cfg. In release 4.5.1 onwards it is CLI configurable.</p> |

| | |
|---|---|
| SPARE2-SUPP (Release 4.4.1) | <p>Specifies whether calls are considered network loopback test calls. When configured as Y, the calls from the MGW configured with this MGW-PROFILE are considered as Network loopback test calls.</p> <p>CHAR(1): Y/N (Default = N).</p> <p>Y—Calls from an MGW are considered network loopback test calls.</p> <p>N—Calls from an MGW are not considered network loopback test calls.</p> |
| (Release 4.5) | <p>Specifies whether to update or flush the MGW DNS cache.</p> <p>CHAR(1): Y/N (Default = N).</p> <p>Y—Update the MGW DNS cache with UDP source address from RSIP message.</p> <p>N—Flush the MGW DNS cache on RSIP.</p> <p>Note As of Release 4.5, use the CAS Trunk Group Profile table for network loopback provisioning.</p> |
| SPVC | <p>Specifies whether MGW supports soft permanent virtual circuits (SPVCs).</p> <p>CHAR(1): Y/N (Default = N).</p> <p>Y—MGW supports SPVCs.</p> <p>N—MGW does not support SPVCs.</p> |
| START-ROW | <p>Specifies to begin displaying data on the screen at a specific row. Valid only for the show command.</p> <p>INTEGER: 1–100000000 (Default = 1).</p> |
| SVC | <p>Specifies whether MGW supports switched virtual circuits (SVCs).</p> <p>CHAR(1): Y/N (Default = N).</p> <p>Y—MGW supports SVCs.</p> <p>N—MGW does not support SVCs.</p> |
| T38-FXR-GW-SUPP (Not provisionable) (Release 4.5) | <p>Specifies whether T.38 gateway mode fax is supported for a media gateway. Applies only if the fax-t38-enabled token is set to Y in the Quality of Service table.</p> <p>VARCHAR(8): Y/N or AUTO (Default = N).</p> <p>AUTO—Call Agent determines support based on dynamically obtained capability for a media gateway as received in an AUEP ACK message.</p> <p>Y or N—Overrides the dynamically obtained capability of AUTO.</p> |

| | |
|-------------------------------------|---|
| T38-FXR-LOOSE-SUPP (Release 4.5) | <p>Specifies whether Call Agent-controlled T38 Loose Mode Fax is supported for a media gateway (that is, whether to send or not send the FXR parameter in CRCX:LCO). Applies only if the fax-t38-enabled token is set to Y in the Quality of Service table.</p> <p>VARCHAR(8): Y/N or AUTO (Default = AUTO)</p> <p>AUTO—Call Agent determines support based on dynamically obtained capability for a MGW as received in an AUEP ACK message.</p> <p>Y—send FXR in CRCX:LCO.</p> <p>or N—do not send FXR in CRCX:LCO.</p> <p>Note If this token is changed, the change does not take affect until the gateway or subscriber termination is reset.</p> <p>If the value is set to AUTO and gateway does not report T.38 capability in an AUEP ACK, then the Cisco BTS 10200 Softswitch assumes that the gateway does not support T.38 even if the gateway did support it. Set this token to Y in this case.</p> <p>Also, while changing this value to AUTO brings the functionality back to the repossess of the endpoint to AUEP, this does not take effect until the Cisco BTS 10200 Softswitch sends an AUEP after the change to AUTO. Until then, the Cisco BTS 10200 Softswitch functions according to the previous value.</p> |
| TERMINATION-PREFIX | <p>The default termination prefix to be used for the MGW profile, for example, AALN/. The termination prefix value is useful when provisioning terminations.</p> <p>VARCHAR(32): 1–32 ASCII characters.</p> <p>Note For announcements using equipment such as IPUnity, you need to configure this token as ann/. The Cisco BTS 10200 Softswitch then sends ann/\$@<ivr-domain-name.net>.</p> |
| USE-STATIC-PROFILE | <p>Specifies whether to use static or dynamic information.</p> <p>CHAR(1): Y/N (Default = N).</p> |
| VENDOR | <p>Name of the gateway manufacturer.</p> <p>VARCHAR(32): 1–32 ASCII characters. For example: Cisco.</p> |

Media Gateway Control Protocol Return Code Action

The Media Gateway Control Protocol Return Code Action (mgcp-retcode-action) table specifies what action to take when an MGCP message is received from a media gateway.

Table Name: MGCP-RETCODE-ACTION

Table Containment Area: Call Agent

Command Types

Show, add, change, and delete

Examples

```
show mgcp-retcode-action mgw-profile-id=mgw2420; mgcp-msg=CRCX; mgcp-retcode=200;
add mgcp-retcode-action mgw-profile-id=mgw2420; mgcp-msg=CRCX; mgcp-retcode=000;
ep-action=none; call-action=none;
change mgcp-retcode-action mgw-profile-id=mgw2420; mgcp-msg=CRCX; mgcp-retcode=000;
ep-action=none; call-action=none;
delete mgcp-retcode-action mgw-profile-id=mgw2420; mgcp-msg=CRCX; mgcp-retcode=000;
```

Usage Guidelines

Primary Key Token(s): mgw-profile-id; mgcp-msg, mgcp-retcode;

Foreign Key Token(s): mgw-profile-id

Add Rules: Foreign key constraints

Change Rules: Foreign key constraints

Delete Rules: Foreign key constraints

Syntax Description

| | |
|------------------|---|
| * MGW-PROFILE-ID | Primary key. Foreign key: Media Gateway Profile table. ID from the Media Gateway Profile table. VARCHAR(16): 1–16 ASCII characters. |
| * MGCP-MSG | Primary key. The MGCP command for which an acknowledge is received with the return code. VARCHAR(16): 1–16 ASCII characters. Permitted values are: AUEP—Audit endpoint. See Table 2-6 , for AUEP return code values. RQNT—Notification request. See Table 2-2 , for RQNT return code values. CRCX—Create connection. See Table 2-3 , for CRCX return code values. MDCX—Modify connection. See Table 2-4 for MDCS return code values. DLCX—Delete connection. See Table 2-5 , for AUEP return code values. AUCX—Not used EPCF—Not used |
| * MGCP-RETCODE | Primary key. The MGCP return code received from the media gateway. INTEGER: for example, 100, 101, 200, 250, 400-499, 500-599, 900-918. |

| | |
|---------------|---|
| * EP-ACTION | <p>The action, or recovery, operation to be done on an endpoint.</p> <p>VARCHAR(16): 1–16 ASCII characters. Permitted values are:</p> <p>NONE—No action required, consume the response. For example: 000.</p> <p>OK—Take appropriate action based on the MGCP message. Treat it like SUCCESSFUL response code, which indicates that the mgcp command has been successfully executed on the gateway. For example: 200, 250.</p> <p>PROV-OK—The gateway requires more time to execute the command, so it is waiting for the final response. For connection messages, pass the response to connection module; otherwise, ignore it. For example: 100.</p> <p>RETRY—Retry the command transmission with a different transaction id (used for special cases such as the 400 return code).</p> <p>UPDATE—Update the termination state based on the return code. For example: if 401 is received, play the dial tone.</p> <p>RESET—Perform automatic recovery operation once to idle the endpoint; if it fails, then mark the termination faulty.</p> <p>RECOVER—Perform automatic recover multiple times before declaring the endpoint faulty.</p> <p>FAULTY—Nonrecoverable error, mark the endpoint as faulty.</p> |
| * CALL-ACTION | <p>Specifies the action to be taken when a given cause code is received on the outgoing leg.</p> <p>VARCHAR (16): 1–16 ASCII characters. Permitted values are:</p> <p>NONE—No action required. Consume the response. For example: 000.</p> <p>OK—Take the appropriate action based on the MGCP message. Treat it like SUCCESSFUL response code, meaning the MGCP command has been successfully executed on the gateway. For example: 200, 250.</p> <p>PROV-OK—The gateway requires more time to execute the command; waiting for the final response. For connection messages, pass the response to the connection module; otherwise, ignore it. For example: 100.</p> <p>REATTEMPT (applies only to trunks)—Reattempt the call by choosing a different trunk in the trunk group.</p> <p>RELEASE—Release the call with the appropriate cause value.</p> |
| AUTO-REFRESH | <p>Specifies whether to display cached data on the screen. Valid only for the show command.</p> <p>CHAR(1): Y/N (Default = Y).</p> <p>Y—Queries the database for the most current data.</p> <p>N—Queries the database for the most current data only if the cached data is unavailable.</p> |
| DISPLAY | <p>Specifies what token information to display on the screen. Valid only for the show command.</p> <p>VARCHAR(1024): 1–1024 (Default = all tokens are displayed). Permitted values are any valid token that can be shown for this command. Multiple tokens can be entered by separating with a comma.</p> |

| | |
|-----------|--|
| LIMIT | Specifies the number of rows to display on the screen. Valid only for the show command. INTEGER: 1–100000000 (Default = 100000000). Note The actual maximum number of rows displayed is currently lower than 100000000 due to software limitations. |
| ORDER | Specifies whether to display data on the screen in a sorted order. Valid only for the show command. VARCHAR(1024): 1–1024 (Default = all rows are displayed). Permitted values are any valid token that can be shown for this command. Multiple tokens can be entered by separating with a comma. |
| START-ROW | Specifies to begin displaying data on the screen at a specific row. Valid only for the show command. INTEGER: 1–100000000 (Default = 1). |

Table 2-2 lists the valid return code combinations when mgcp-msg=rqnt.

Table 2-2 Return Code Values for mgcp-msg=rqnt

| MGCP-MSG | Return Code | Valid Values of Call Action | Valid Values of Endpoint Action |
|----------|-------------|--|---|
| RQNT | 000 | Same as 100 | Same as 100 |
| RQNT | 0xx | Same as 100 | Same as 100 |
| RQNT | 200 | CALL-ACTION-OK | EP-ACTION-NONE EP-ACTION-OK |
| RQNT | 250 | CALL-ACTION-REATTEMPT CALL-ACTION-RELEASE | Can take any possible values specified in CLI guide. |
| RQNT | 100 | None | None (User cannot provision this row from the Cisco BTS 10200 CLI.) |
| RQNT | 401 | Same as 250 | Same as 250 |
| RQNT | 402 | Same as 401 | Same as 401 |
| RQNT | 2xx | Same as 200 | Same as 200 |
| RQNT | 1xx | Same as 100 | Same as 100 |
| RQNT | 3xx | Same as 250 | Same as 250 |
| RQNT | 4xx | Same as 250 | Same as 250 |
| RQNT | 5xx | Same as 4xx | Same as 4xx |
| RQNT | 6xx | Same as 4xx | Same as 4xx |
| RQNT | 7xx | Same as 4xx | Same as 4xx |
| RQNT | 8xx | Same as 4xx | Same as 4xx |
| RQNT | 9xx | Same as 4xx | Same as 4xx |

Table 2-3 lists valid return code combinations when mgcp-msg=crcx.

Table 2-3 Return Code Values for mgcp-msg=crcx

| MGCP-MSG | Return Code | Valid Values of Call Action | Valid Values of Endpoint Action |
|----------|-------------|--|---|
| CRCX | 000 | Same as 100 | Same as 100 |
| CRCX | 0xx | Same as 100 | Same as 100 |
| CRCX | 200 | CALL-ACTION-OK | EP-ACTION-NONE EP-ACTION-OK |
| CRCX | 250 | CALL-ACTION-REATTEMPT CALL-ACTION-RELEASE | Can take any possible values specified in CLI guide. |
| CRCX | 100 | None | None (User cannot provision this row from the Cisco BTS 10200 CLI.) |
| CRCX | 401 | Same as 250 | Same as 250 |
| CRCX | 402 | Same as 401 | Same as 401 |
| CRCX | 2xx | Same as 200 | Same as 200 |
| CRCX | 1xx | Same as 100 | Same as 100 |
| CRCX | 3xx | Same as 401 | Same as 401 |
| CRCX | 4xx | Same as 401 | Same as 401 |
| CRCX | 5xx | Same as 4xx | Same as 4xx |
| CRCX | 6xx | Same as 4xx | Same as 4xx |
| CRCX | 7xx | Same as 4xx | Same as 4xx |
| CRCX | 8xx | Same as 4xx | Same as 4xx |
| CRCX | 9xx | Same as 4xx | Same as 4xx |

Table 2-4 lists valid return code combinations when mgcp-msg=mdcx.

Table 2-4 Return Code Values for mgcp-msg=mdcx

| MGCP-MSG | Return Code | Valid Values of Call Action | Valid Values of Endpoint Action |
|----------|-------------|--|---|
| MDCX | 000 | Same as 100 | Same as 100 |
| MDCX | 0xx | Same as 100 | Same as 100 |
| MDCX | 200 | CALL-ACTION-OK | EP-ACTION-NONE EP-ACTION-OK |
| MDCX | 250 | CALL-ACTION-REATTEMPT CALL-ACTION-RELEASE | Can take any possible values specified in CLI guide. |
| MDCX | 100 | None | None (User cannot provision this row from the Cisco BTS 10200 CLI.) |
| MDCX | 401 | Same as 250 | Same as 250 |
| MDCX | 402 | Same as 250 | Same as 250 |
| MDCX | 2xx | Same as 200 | Same as 200 |

Table 2-4 Return Code Values for mgcp-msg=mdcx (continued)

| MGCP-MSG | Return Code | Valid Values of Call Action | Valid Values of Endpoint Action |
|----------|-------------|-----------------------------------|---|
| MDCX | 1xx | Same as 100 | Same as 100 |
| MDCX | 3xx | Same as 250 None (Release 4.5) | Same as 250 EP_ACTION_NONE (Release 4.5) |
| MDCX | 4xx | Same as 250 None (Release 4.5) | Same as 250 EP_ACTION_NONE (Release 4.5) |
| MDCX | 5xx | Same as 250 None (Release 4.5) | Same as 250 EP_ACTION_NONE (Release 4.5) |
| MDCX | 6xx | Same as 250 None (Release 4.5) | Same as 250 EP_ACTION_NONE (Release 4.5) |
| MDCX | 7xx | Same as 250 None (Release 4.5) | Same as 250 EP_ACTION_NONE (Release 4.5) |
| MDCX | 8xx | Same as 250 None (Release 4.5) | Same as 250 EP_ACTION_NONE (Release 4.5) |
| MDCX | 9xx | Same as 250 None (Release 4.5) | Same as 250 EP_ACTION_NONE (Release 4.5) |

Table 2-5 lists valid return code combinations when mgcp-msg=dlcx.

Table 2-5 Return Code Values for mgcp-msg=dlcx

| MGCP-MSG | Return Code | Valid Values of Call Action | Valid Values of Endpoint Action |
|----------|-------------|--|---|
| DLCX | 000 | Same as 100 | Same as 100 |
| DLCX | 0xx | Same as 100 | Same as 100 |
| DLCX | 200 | CALL-ACTION-OK | EP-ACTION-OK |
| DLCX | 250 | CALL-ACTION-OK | EP-ACTION-OK |
| DLCX | 100 | None | None (User cannot provision this row from the Cisco BTS 10200 CLI.) |
| DLCX | 401 | CALL-ACTION-RELEASE CALL-ACTION-REATTEMPT | EP-ACTION-FAULTY |
| DLCX | 402 | Same as 401 | Same as 401 |
| DLCX | 2xx | Same as 200 | Same as 200 |
| DLCX | 1xx | Same as 100 | Same as 100 |
| DLCX | 3xx | Same as 401 | Same as 401 |
| DLCX | 4xx | Same as 401 | Same as 401 |
| DLCX | 5xx | Same as 4xx | Same as 4xx |
| DLCX | 6xx | Same as 4xx | Same as 4xx |
| DLCX | 7xx | Same as 4xx | Same as 4xx |

Table 2-5 *Return Code Values for mgcp-msg=dlcx (continued)*

| MGCP-MSG | Return Code | Valid Values of Call Action | Valid Values of Endpoint Action |
|----------|-------------|-----------------------------|---------------------------------|
| DLCX | 8xx | Same as 4xx | Same as 4xx |
| DLCX | 9xx | Same as 4xx | Same as 4xx |

Table 2-6 lists valid return code combinations when mgcp-msg=auep.

Table 2-6 *Return Code Values for mgcp-msg=auep*

| MGCP-MSG | Return Code | Valid Values of Call Action | Valid Values of Endpoint Action |
|----------|-------------|-----------------------------|---|
| AUEP | 000 | Same as 100 | Same as 100 |
| AUEP | 0xx | Same as 100 | Same as 100 |
| AUEP | 200 | CALL-ACTION-OK | EP-ACTION-OK |
| AUEP | 250 | CALL-ACTION-REATTEMPT | EP-ACTION-RETRY |
| | | CALL-ACTION-RELEASE | EP-ACTION-RESET |
| | | | EP-ACTION-FAULTY |
| | | | EP-ACTION-RECOVER |
| AUEP | 100 | None | None (User cannot provision this row from the Cisco BTS 10200 CLI.) |
| AUEP | 401 | Same as 250 | Same as 250 |
| AUEP | 402 | Same as 401 | Same as 401 |
| AUEP | 2xx | Same as 200 | Same as 200 |
| AUEP | 1xx | Same as 100 | Same as 100 |
| AUEP | 3xx | Same as 250 | Same as 250 |
| AUEP | 4xx | Same as 3xx | Same as 3xx |
| AUEP | 5xx | Same as 3xx | Same as 3xx |
| AUEP | 6xx | Same as 3xx | Same as 3xx |
| AUEP | 7xx | Same as 3xx | Same as 3xx |
| AUEP | 8xx | Same as 3xx | Same as 3xx |
| AUEP | 9xx | Same as 3xx | Same as 3xx |

National Destination Code

The national destination code (ndc) table defines the home area codes supported by the Call Agent.

Table Name: NDC

Table Containment Area: Call Agent

Command Types Show, add, and delete

Examples

```
show ndc;
add ndc digit-string=972;
delete ndc digit-string=972;
```

Usage Guidelines

Primary Key Token(s): digit-string

Add Rules: New NDC digit string is rejected if it is a superset or subset of an existing digit string. For example: if ndc=972 already exists, add ndc=97 is rejected.

Change Rules: None.

Delete Rules: digit-string cannot exist in exchange-code.

Syntax Description

| | |
|------------------------|--|
| * DIGIT-STRING | Primary key. The digit string consists of the area code (referred to as a National Destination Code (NDC) in ITU) portion of the national (significant) number (N(S)N). VARCHAR(6): 1–6 ASCII characters. |
| AUTO-REFRESH | Specifies whether to display cached data on the screen. Valid only for the show command. CHAR(1): Y/N (Default = Y). Y—Queries the database for the most current data. N—Queries the database for the most current data only if the cached data is unavailable. |
| DISPLAY | Specifies what token information to display on the screen. Valid only for the show command. VARCHAR(1024): 1–1024 (Default = all tokens are displayed). Permitted values are any valid token that can be shown for this command. Multiple tokens can be entered by separating with a comma. |
| FORCED (Release 4.5.1) | Valid only for the add command. Specifies whether to override add rules. CHAR(1): Y/N (Default = N). Y—Override rule and add, change or delete. N—Do not override rules. |
| LIMIT | Specifies the number of rows to display on the screen. Valid only for the show command. INTEGER: 1–100000000 (Default = 100000000). Note The actual maximum number of rows displayed is currently lower than 100000000 due to software limitations. |
| ORDER | Specifies whether to display data on the screen in a sorted order. Valid only for the show command. VARCHAR(1024): 1–1024 (Default = all rows are displayed). Permitted values are any valid token that can be shown for this command. Multiple tokens can be entered by separating with a comma. |
| START-ROW | Specifies to begin displaying data on the screen at a specific row. Valid only for the show command. INTEGER: 1–100000000 (Default = 1). |

Office Code

The Office Code (office-code) table specifies the office codes assigned to a particular Call Agent. The office codes defined in this table normally terminate to a subscriber. This table defines the office-code-index (normalized office code) that is used as an index in the DN2Subscriber table.

Table Name: OFFICE-CODE

Table Containment Area: Call Agent, Feature Server

Command Types

Show, add, and delete

Examples

```
show office-code ndc=972; ec=671; dn-group=23xx;
add office-code ndc=972; ec=671; dn-group=23xx;
delete office-code ndc=972; ec=671; dn-group=23xx;
```

Usage Guidelines

Primary Key Token(s): digit-string

Unique Key Token(s): ndc, ec, dn-group

Foreign Key Token(s): ndc, ec, office-code-index

Add Rules:

- if new digit string is a subset of an existing digit string, and
 - if new digit string direct inward dialing (DID)=Y and existing digit string DID=Y, reject.
 - if new digit string DID=Y and existing digit string DID=N, permit with the same OCI value and check that no DN in the DN2 Subscriber table belongs to the new dn-group.
 - if new digit string DID=N and existing digit string DID=Y, reject.
 - if new digit string DID=N and existing digit string DID=N, reject.
- if new digit string is a superset of an existing digit string, and
 - if new digit string DID=Y and existing digit string DID=Y, reject because there are DNs that already exist in the subset.
 - if new digit string DID=Y and existing digit string DID=N, reject because there are DNs that already exist in the subset.
 - if new digit string DID=N and existing digit string DID=Y, permit with the same OCI.
 - if new digit string DID=N and existing digit string DID=N, permit with the same OCI.

Change Rules:

- call-agent-id is required.
- if the change digit-string is a subset of an existing digit-string, and
 - if change digit-string DID=N, and the existing digit-string DID=Y, the digit-string cannot be changed.
 - if change digit-string DID=Y, and the existing digit-string DID=Y, the digit-string cannot be changed.

- if change digit-string DID=Y, and the existing digit-string DID=N, the digit-string can be changed if no DN in the DN2 Subscriber table belongs to the dn-group.
- if change digit-string DID=N, and the existing digit-string DID=N, the digit-string can be changed if no DN in the DN2 Subsurface table belongs to the dn-group.
- if the change digit-string is a superset of an existing digit-string, and
 - if change digit-string DID=N, and the existing digit-string DID=Y, the digit-string cannot be changed.
 - if change digit-string DID=Y, and the existing digit-string DID=Y, the digit-string cannot be changed.
 - if change digit-string DID=Y, and the existing digit-string DID=N, the digit-string cannot be changed.
 - if change digit-string DID=N, and the existing digit-string DID=N, the digit-string cannot be changed.

Delete Rules:

- dest: office-code-index: office-code-index cannot exist in any DN2Subscriber::office-code-index.
- if the delete digit string is a subset of an existing digit string, and
 - if delete dn-group DID=Y and existing dn-group DID=Y, the digit string cannot be deleted.
 - if delete dn-group DID=Y and existing dn-group DID=N, and there is no record in the DN2 Subscriber table in the range of the dn-group, the digit string can be deleted.
 - if delete dn-group DID=N and existing dn-group DID=Y, the digit string cannot be deleted.
 - if delete dn-group DID=N and existing dn-group DID=N, the DN2 Subscriber table is not checked because there is a superset digit-string, and the dn-group can be deleted.
- if delete digit-string is a superset of an existing digit-string, and
 - if delete dn-group DID=Y and existing dn-group DID=Y, the dn-group cannot be deleted.
 - if delete dn-group DID=Y and existing dn-group DID=N, the dn-group cannot be deleted.
 - if delete dn-group DID=N and existing dn-group DID=Y, the dn-group can be deleted if no other DNs fall outside the range of the existing dn-group.
 - if delete dn-group DID=Y and existing dn-group DID=Y, the dn-group can be deleted if no other DNs fall outside the range of the existing dn-group.

Digit String Token Rules:

- If digit-string is a subset of another digit-string, then use the same office code index.
- If new digit-string is a superset of another digit-string, then use the same office code index.

Other Rules:

- FORCED=Y overrides add and delete digit-string rules.
- if DID=Y, the dn-group defined in the office code table is used as the DN.

| | | |
|--------------------|------------------------------------|--|
| Syntax Description | * DIGIT-STRING | <p>Primary key. The digit string consists of the NPA-NXX-(XXX) portion of the directory number. This token represents the directory number pool available for the Call Agent. For example, if the digit string consists of 6 digits: NPA-NXX, the remaining 4 digits of the DN are available for assignment. If the digit string consists of NPA-NXX-X, DNs in the thousands group are available for assignment.</p> <p>VARCHAR(14): 4–14 ASCII characters. The digit string is a concatenation of the ndc, ec, and dn-group.</p> <p>VARCHAR(14): 1–14 ASCII characters. The digit string is a concatenation of the ndc, ec, and dn-group. (Release 4.5)</p> |
| | * EC | <p>Unique key: ndc, ec, dn-group. Foreign key: ndc+ec+office-code-index to the Exchange Code table. Exchange Code.</p> <p>VARCHAR(6): 1–6 ASCII characters.</p> |
| | * NDC (Optional in Release 4.5) | <p>Unique key: ndc, ec, dn-group. Foreign key: ndc+ec+office-code-index to the Exchange Code table. National Destination Code.</p> <p>VARCHAR(6): 1–6 ASCII characters.</p> |
| | * DN-GROUP | <p>Unique key: ndc, ec, dn-group. A combination of the dn and dn-length tokens that defines the DN range available in the Call Agent.</p> <p>VARCHAR(4): 1–4 ASCII characters, in the following format:</p> <p>For one digit: n or x</p> <p>For two digits: nn or nx or xx</p> <p>For three digits: nnn or nnx or nxx or xxx</p> <p>For four digits: nnnn or nnnx or nnxx or nxxx or xxxx</p> <p>where n = 0–9, x is a wildcard and is entered as ASCII character x.</p> |
| | AUTO-REFRESH | <p>Specifies whether to display cached data on the screen. Valid only for the show command.</p> <p>CHAR(1): Y/N (Default = Y).</p> <p>Y—Queries the database for the most current data.</p> <p>N—Queries the database for the most current data only if the cached data is unavailable.</p> |
| | CALL-AGENT-ID | <p>Mandatory if in Call Agent. Foreign key: Call Agent table. Valid home Call Agent ID for the dialed NPA or NPA-NXX.</p> <p>VARCHAR(8): 8 ASCII characters. Format is CAnnn or cannn, where nnn = 001–999. Three characters are reserved.</p> |
| | DIALABLE | <p>Dialable indicator.</p> <p>CHAR(1): Y/N (Default = Y).</p> <p>Y—This office code can be reached via user dialing.</p> <p>N—This office code is not reachable via user dialing.</p> |

| | |
|-------------------|--|
| DID | <p>Indicates if the digit string is a subscriber or a direct inward dialing (DID) number. DID allows a user to direct dial without going through an attendant.</p> <p>CHAR(1): Y/N (Default = N).</p> <p>Y—DID number.</p> <p>N—Subscriber number.</p> |
| DISPLAY | <p>Specifies what token information to display on the screen. Valid only for the show command.</p> <p>VARCHAR(1024): 1–1024 (Default = all tokens are displayed). Permitted values are any valid token that can be shown for this command. Multiple tokens can be entered by separating with a comma.</p> |
| FORCED | <p>Specifies whether to override digit-string add, change or delete rules.</p> <p>CHAR(1): Y/N (Default = N).</p> <p>Y—Override rule and add, change or delete digit-string.</p> <p>N—Do not override digit-string rules.</p> |
| LIMIT | <p>Specifies the number of rows to display on the screen. Valid only for the show command.</p> <p>INTEGER: 1–100000000 (Default = 100000000).</p> <p>Note The actual maximum number of rows displayed is currently lower than 100000000 due to software limitations.</p> |
| OFFICE-CODE-INDEX | <p>Foreign key: ndc+ec+office-code-index to the Exchange Code table. The office code index is automatically assigned when ndc and ec are defined. If the user does not enter it, the system automatically adds 1 to the previous OCI. When an entry is added to the office code table, the office code index from the Exchange Code table is used.</p> <p>SMALLINT: 1–65535.</p> |
| ORDER | <p>Specifies whether to display data on the screen in a sorted order. Valid only for the show command.</p> <p>VARCHAR(1024): 1–1024 (Default = all rows are displayed). Permitted values are any valid token that can be shown for this command. Multiple tokens can be entered by separating with a comma.</p> |
| START-ROW | <p>Specifies to begin displaying data on the screen at a specific row. Valid only for the show command.</p> <p>INTEGER: 1–100000000 (Default = 1).</p> |

Point of Presence

The Cisco BTS 10200 Softswitch Call Agent can serve several geographical regions or Metropolitan Statistical Areas (MSAs) simultaneously. Each geographical region is referred to as a point of presence (POP). Each POP has its own unique dialing and routing characteristics. The Point of Presence (pop) table contains the default dialing and routing characteristics. Each originating entity (subscriber or trunk group) is assigned to a POP. The POP also performs policy routing, for example, to route the call to the nearest announcement server in the POP, or to the nearest interLATA carrier location within a POP.

Table Name: POP

Table Containment Area: Call Agent, FSPOTS, FSAIN

Command Types

Show, add, change, and delete

Examples

```
show pop id=dallaspop;  
add pop id=dallaspop; state=tx; country=usa;  
change pop id=dallaspop; jip=972-671;  
delete pop id=dallaspop;
```

Usage Guidelines

Primary Key Token(s): id

Foreign Key Token(s): aaa-server-grp-id, at-route-guide-id, call-agent-id, digit-map-id, lecross-route-guide-id, lnp-dp-id, lsa-id, opc-id,

Foreign Key Token(s): timezone, office-service-id, temp-disc-cos-restrict-id, policy-server-id, cli-code-id, enum-profile id, virtual-nsa-subscriber-id, voice-mail-id, privacy-manager-id (Release 4.5), ocb-profile-id (Release 4.4.1)

Unique Key Token(s): pop

Add Rules: None.

Change Rules: None.

Delete Rules:

- Foreign key constraints.
- ID cannot exist in any trunk-grp::pop-id.
- ID cannot exist in any sub-profile::pop-id.

Syntax Description

| | |
|------|-------------------------------------|
| * ID | Primary key. POP identifier. |
| | VARCHAR(16): 1–16 ASCII characters. |

| | |
|--|---|
| * TIMEZONE (This token is optional as of Release 4.5) | <p>Foreign Key: Timezone table (Release 4.5). Time zone the POP is in. Defaults to EST if not provisioned. Defaults to LOCAL if not provisioned in Release 4.5.</p> <p>VARCHAR(20): 1–20 ASCII characters.</p> <p>VARCHAR(32): 1–32 ASCII characters. (Release 4.5)</p> <p>Permitted values are:</p> <p>EST—(Default) Eastern standard time</p> <p>ADT—Atlantic daylight time</p> <p>AST—Atlantic standard time</p> <p>CDT—Central daylight time</p> <p>CST—Central standard time</p> <p>EDT—Eastern daylight time</p> <p>GMT—Greenwich mean time</p> <p>HONGKONG—Hong Kong, China</p> <p>LOCAL—Local POP timezone.</p> <p>MDT—Mountain daylight time</p> <p>MST—Mountain standard time</p> <p>PDT—Pacific daylight time</p> <p>PRC—Peoples Republic of China</p> <p>PST—Pacific standard time</p> <p>Note The number of valid timezones expanded in Release 4.5. See Appendix F, “Timezones” for a complete list.</p> |
| AAA-SERVER-GRP-ID (Release 4.4.1) | <p>Foreign key: Authentication, authorization, and accounting (AAA) Server Group table. Specifies the AAA Server Group ID used for prepaid or limited call duration features.</p> <p>VARCHAR(16): 1–16 ASCII characters.</p> |
| AR-ACTIVATION-LEVEL (Release 4.4.0) | <p>Specifies AR activation level (1-level, 2-level). If not provisioned, the system uses the default from the Call Agent Configuration table.</p> <p>VARCHAR(3): 1–3 ASCII characters.</p> <p>ONE—1-level AR Activation</p> <p>TWO—2-level AR Activation</p> |
| AT-ROUTE-GUIDE-ID | <p>Foreign key: Route Guide table. Access tandem route guide ID. Must match a valid route in the Route Guide table.</p> <p>VARCHAR(16): 1–16 ASCII characters.</p> |
| AUTO-REFRESH | <p>Specifies whether to display cached data on the screen. Valid only for the show command.</p> <p>CHAR(1): Y/N (Default = Y).</p> <p>Y—Queries the database for the most current data.</p> <p>N—Queries the database for the most current data only if the cached data is unavailable.</p> |

| | |
|--------------------------------------|---|
| BLOCK-EAWOPIC | <p>Specifies treatment of Equal Access (interLATA) calls from subscribers without preferred interlata carrier (PIC).</p> <p>CHAR(1): Y/N (Default = Y).</p> <p>N—Route to LECOSS.</p> <p>Y—Block call.</p> |
| CALL-AGENT-ID | <p>Foreign key: Call Agent table. Valid home Call Agent of the POP.</p> <p>VARCHAR(8): 8 ASCII characters. Format CAnnn or cannn where nnn = 001–999. (3 characters are reserved for Not Used use.)</p> |
| CLLI-CODE-ID (Release 4.5) | <p>Foreign key: CLLI Code table. Specifies the Common Language Location Identifier (CLLI) for the local POP.</p> <p>VARCHAR(11): must be exactly 11 ASCII characters.</p> |
| CNAM-OPTION | <p>Determines if a line information database (LIDB) query is to be performed for calls terminating within the Call Agent (subscriber to subscriber).</p> <p>VARCHAR(13). Permitted values are:</p> <p>LOCAL—Use the local name only. Do not use LIDB.</p> <p>EXT-LIDB—Use LIDB name only.</p> <p>LOCAL-OR-LIDB—Use the local name if available. Otherwise use the LIDB name.</p> <p>NONE (Default)—No name is provided.</p> |
| COUNTRY | <p>Geographical state of the POP. For example: USA.</p> <p>VARCHAR(16): 1–16 ASCII characters (Default = USA).</p> <p>VARCHAR(16): 1–16 ASCII characters. (Release 4.5)</p> |
| CUSTOMER-SUPPORT-DN (Release 4.5) | <p>Specifies the DN to voice back to reach customer support. This DN is used in conjunction with the temporarily disconnected announcement id.</p> <p>VARCHAR(14): 1–14 numeric digits.</p> |
| DESCRIPTION (EMS-only field) | <p>Described by the service provider.</p> <p>VARCHAR(64): 1–64 ASCII characters.</p> |
| DIGIT-MAP-ID | <p>Foreign key: Digit Map table. Default digit-map-id for POP.</p> <p>VARCHAR(16): 1–16 ASCII characters.</p> |
| DISPLAY | <p>Specifies what token information to display on the screen. Valid only for the show command.</p> <p>VARCHAR(1024): 1–1024 (Default = all tokens are displayed). Permitted values are any valid token that can be shown for this command. Multiple tokens can be entered by separating with a comma.</p> |
| ENUM-PROFILE-ID (Release 4.5) | <p>Mandatory if enum-supp=Y. Foreign key: Enum Profile table. The enumeration profile id.</p> <p>VARCHAR(16): 1–16 ASCII characters.</p> |
| ENUM-SUPP (Release 4.5) | <p>Specifies whether to perform an ENUM query</p> <p>CHAR(1): Y/N (Default = N).</p> |

| | |
|---------------------------------|--|
| ITP | Specifies whether intraLATA toll presubscription is supported. CHAR(1): Y/N (Default = N). Y—PIC2 N—LEC |
| IVR-DN (Release 4.5) | Specifies a POP-specific IVR DN. If this field is not provisioned, the Cisco BTS 10200 Softswitch defaults to the IVR-DN specified in the Call Agent Configuration table. VARCHAR(14): 1–14 ASCII characters. |
| JIP | Jurisdiction information parameter; sent in the IAM message. VARCHAR(6): 1–6 numeric digits in the format NPANXX. VARCHAR(6): must be exactly 6 digits in the format NPANXX (Release 4.5) |
| LATA | LATA associated with the POP. INTEGER: 100–65535 (3–5 numeric digits). INTEGER: 100–99999 (Default = 99999) (3–5 numeric digits). (Release 4.5) |
| LECOSS-ROUTE-GUIDE-ID | Foreign key: Route Guide table. Route-guide-id for LEC Operator Services Signaling System (OSSS). Must match a valid route in the Route Guide table. VARCHAR(16): 1–16 ASCII characters. |
| LIMIT | Specifies the number of rows to display on the screen. Valid only for the show command. INTEGER: 1–100000000 (Default = 100000000). Note The actual maximum number of rows displayed is currently lower than 100000000 due to software limitations. |
| LNP-DP-ID | Foreign key: Dial Plan Profile table. Use this dial plan to translate the local routing number (LRN). Must match a valid dial plan profile in the Dial Plan Profile table. VARCHAR(16): 1–16 ASCII characters. |
| LOCAL-7D-DIALING | Specifies if 7-digit local dialing is supported. CHAR(1): Y/N (Default = Y). |
| LSA-ID | Foreign key: LSA Profile table. Default local service area for the POP. Must match a valid ID in the LSA Profile table. VARCHAR(16): 1–16 ASCII characters. |
| MY-LRN | LRN assigned to POP. CHAR(10): 10 numeric characters. |
| OCB-PROFILE-ID (Release 4.4.1) | Foreign key: OCB Profile table. The OCB Profile ID. If not provisioned, the OCB feature uses the default values defined in the Feature table. VARCHAR(16): 1–16 ASCII characters. |
| OFFICE-SERVICE-ID (Release 4.5) | Foreign key: Service table. When provisioned, this token becomes the Office Service id. If this token is not provisioned, the system uses the service id provisioned in the Call Agent Configuration table. VARCHAR(16): 1–16 ASCII characters. |

| | |
|----------------------------------|--|
| OPC-ID | Foreign key: Origination Point Code (OPC) table. Specifies the OPC to use for TCAP queries originating on behalf of subscribers assigned to this POP. VARCHAR(16): 1–16 ASCII characters. |
| ORDER | Specifies whether to display data on the screen in a sorted order. Valid only for the show command. VARCHAR(1024): 1–1024 (Default = all rows are displayed). Permitted values are any valid token that can be shown for this command. Multiple tokens can be entered by separating with a comma. |
| PIC2-REQD | This option is used when an intraLATA Pic (ITP) is used in the POP as the preferred interchange. CHAR(1): Y/N (Default = N). Y—PIC2 required. Call cannot be routed without a PIC. N—Not required. Call can be routed without a PIC. |
| POLICY-SERVER-ID (Not supported) | Foreign key: Aggregation table. Specifies which policy server to use for calls requiring Quality of Service (QoS) using the PacketCable Multimedia model. VARCHAR(16): 1–16 ASCII characters. |
| POP | Unique key. Name for the POP. VARCHAR(16): 1–16 ASCII characters. |
| PRIVACY-MANAGER-ID (Release 4.5) | Foreign key: Application Server table. Specifies the Default Privacy Manager id for all subscribers belonging to a particular subscriber profile. Type must equal PM in the Application Server table. VARCHAR(16): 1–16 ASCII characters. |
| SENSOR-ID (Release 4.5) | Mandatory for trunks. Identifies the type of sensor (any system or device that producing usage measurement data) that generates or formats Bellcore Automatic Message Accounting (AMA) Format (BAF) records. A specified sensor-id is included in the call detail record (CDR) and is used to collect usage measurements for billing purposes. Only characters 2 through 7 are specified here. A sensor id is a 7-character field where character 1 contains: <ul style="list-style-type: none"> • 0 if the record was not previously output to a downstream system (primary data) • 1 if the record was previously output to a downstream system (secondary data) • 2 if the record may have been previously output, but this is not confirmed. Characters 2 through 7 contain a 6-digit identification code assigned by the service provider of the sensor that generated or formatted the Bellcore Automatic Message Accounting (AMA) Format (BAF) record. VARCHAR(6): 6 numeric characters, 000000 to 999998 (Default = 000000). The value 999999 is reserved for sensors that output only AMA test tapes. |
| START-ROW | Specifies to begin displaying data on the screen at a specific row. Valid only for the show command. INTEGER: 1–100000000 (Default = 1). |

| | |
|--|--|
| STATE | Geographical state of the POP. For example: Tx, Ca, and so forth. CHAR(2): 2 alpha characters. VARCHAR(16): 1–16 ASCII characters. Uppercase only. Use two uppercase characters for U.S. states. For example: TX, CA, and so forth. (Release 4.5) |
| TEMP-DISC-COS- RESTRICT-ID (Release 4.5) | Mandatory if temp-disc-service-allowed=Y. Foreign key: COS Restrict table. This cos-restrict-id screens calls dialed by a temporarily disconnected subscriber. VARCHAR(16): 1–16 ASCII characters. |
| TEMP-DISC- SERVICE- ALLOWED (Release 4.5) | Controls the behavior of the Cisco BTS 10200 Softswitch when a subscriber is marked as temporarily disconnected. CHAR(1): Y/N (Default = N). N—Deny service. Y—Use the temp-disc-cos-restrict-id to screen all calls. |
| TREAT-IMS- ANONYMOUS | Specifies whether to treat entries in the incoming memory slot (IMS) as anonymous when copying to the screening list. Allows control of calls with no incoming identification. CHAR(1): Y/N (Default = N). N—Do not treat IMS entry as anonymous. Y—Treat IMS entry as anonymous. |
| VIRTUAL-NSA- SUBSCRIBER-ID (Release 4.5) | Foreign key: Subscriber table. Specifies the Virtual No Solicitation Announcement (NSA) subscriber ID that defines what default schedule to use to provide the NSA feature. VARCHAR(30): 1–30 ASCII characters. |
| VOICE-MAIL-ID (Release 4.5) | Foreign key: Application Server table. Specifies the default voice-mail id for all subscribers belonging to a particular subscriber profile. Type must equal VM in the Application Server table. VARCHAR(16): 1–16 ASCII characters. |
| ZERO-MINUS | Specifies how to route 0- calls within the POP. VARCHAR(4). Permitted values are: LEC (Default) PIC2 |
| ZERO-PLUS- LOCAL (Not supported) | Specifies if 0+ LOCAL calls are supported. CHAR(1): Y/N (Default = N). |

Ported Office Code

The Ported Office Code (ported-office-code) table specifies numbers, or ranges of numbers, that might have been ported-in to this switch. If a called number matches any of the ported numbers, or is within any of the specified ranges of numbers, the Call Agent queries the DN2subscriber table to determine the current status of the DN.

Table Name: PORTED-OFFICE-CODE

Table Containment Area: Call Agent

Command Types

Show, add, change, and delete

Examples

```
show ported-office-code digit-string=972-671-23;
add ported-office-code digit-string=972-671-23;
change ported-office-code digit-string=972-222; in-call-agent=Y;
delete ported-office-code digit-string=972-671-23;
```

Usage Guidelines

Primary Key Token(s): digit-string

Add Rules: None.

Change Rules: None.

Delete Rules: None.

Syntax Description

| | |
|----------------|--|
| * DIGIT-STRING | <p>Primary key. Ported number which can be 7, 8, or 10 digits in the format NPA-NXX-XXXX, where NPA is the assigned geographic numbering plan area, NXX designates a specific central office within the NPA, and XXXX is the subscriber's number. N in the NXX portion of the number can be any number from 2 to 9 and X can be any number from 0 to 9. To support number pooling, the digit string can specify a pool of 1000 numbers (which requires 7 digits, NPA-NXX-X) or a pool of 100 numbers (which requires 8 digits, NPA-NXX-XX).</p> <p>VARCHAR(10): 7, 8, or 10 ASCII characters in the NPA-NXX-XXXX format.</p> |
| AUTO-REFRESH | <p>Specifies whether to display cached data on the screen. Valid only for the show command.</p> <p>CHAR(1): Y/N (Default = Y).</p> <p>Y—Queries the database for the most current data.</p> <p>N—Queries the database for the most current data only if the cached data is unavailable.</p> |
| DISPLAY | <p>Specifies what token information to display on the screen. Valid only for the show command.</p> <p>VARCHAR(1024): 1–1024 (Default = all tokens are displayed). Permitted values are any valid token that can be shown for this command. Multiple tokens can be entered by separating with a comma.</p> |

| | |
|---------------|---|
| IN-CALL-AGENT | <p>Specifies whether the Call Agent is the recipient switch for a ported-in number, or a range of numbers, as specified in the digit-string token.</p> <p>CHAR(1): Y/N (Default = N).</p> <p>Y—Call Agent is the recipient switch. The DN2Subscriber table is queried to determine whether to send an LNP query to the SS7 network. If the number appears in the DN2subscriber table and the lnp-trigger is set to Y, an LNP query is performed.</p> <p>N—Call Agent is not the recipient switch. The DN2Subscriber table is not queried.</p> |
| LIMIT | <p>Specifies the number of rows to display on the screen. Valid only for the show command.</p> <p>INTEGER: 1–100000000 (Default = 100000000).</p> <p>Note The actual maximum number of rows displayed is currently lower than 100000000 due to software limitations.</p> |
| ORDER | <p>Specifies whether to display data on the screen in a sorted order. Valid only for the show command.</p> <p>VARCHAR(1024): 1–1024 (Default = all rows are displayed). Permitted values are any valid token that can be shown for this command. Multiple tokens can be entered by separating with a comma.</p> |
| START-ROW | <p>Specifies to begin displaying data on the screen at a specific row. Valid only for the show command.</p> <p>INTEGER: 1–100000000 (Default = 1).</p> |

Quality of Service

The Quality of Service (qos) table provides Codec Negotiation service. Codec Negotiation service is the process a Call Agent uses to find a common codec (compression/decompression of a signal) between two gateways so a call can go through.

Table Name: QOS

Table Containment Area: Call Agent

Command Types

Show, add, change, and delete

Examples

```
show qos id=gold-service;
add qos id=gold-service; codec-type=g.711u; description=all calls are carried as g711;
change qos id=gold-service; codec-type=g.726-32k; description=use g.726-32k codecs.
delete qos id=gold-service;
```


Usage Guidelines

Primary Key Token(s): id

Foreign Key Token(s): ciphersuite-profile-id

Add Rules: LBW must be less than or equal to HBW.

Change Rules: Qos-id must exist.

Delete Rules: Qos-id must exist.


Syntax Description

| | |
|------------------------------|--|
| * ID | User-defined QoS profile name. VARCHAR(16): 1–16 ASCII characters. |
| AUTO-GAIN-CONTROL | Specifies if gain control is automatically selected by the gateway. CHAR(1): Y/N (Default = Y). Y—Gain control is automatically selected by the gateway. N—Gain control is not automatically selected by the gateway. |
| AUTO-REFRESH | Specifies whether to display cached data on the screen. Valid only for the show command. CHAR(1): Y/N (Default = Y). Y—Queries the database for the most current data. N—Queries the database for the most current data only if the cached data is unavailable. |
| CIPHERSUITE-PROFILE-ID | Foreign key: Ciphersuite Profile table. The ciphersuite-profile index to use. VARCHAR(16): 1–16 ASCII characters. |
| CLIENT-TYPE (Release 4.5) | Specifies the type of client based on requiring different methods of Quality of Service. VARCHAR(16): 1–16 ASCII characters (Default = NONE). Permitted values are: NONE (Default)—Other MM-COPS—Packet Cable multimedia DOQS—Dynamic QOS |

| | |
|----------------------------------|---|
| CODEC-TYPE | <p>Specifies the preferred codec type to use on calls originating from the subscriber or trunking gateway configured with this QoS. When communicating with an RGW (IAD or eMTA) or TGW, the Cisco BTS 10200 Softswitch checks this token for the preferred codec type for the originating endpoint. This is the highest priority codec in the list sent by the Cisco BTS 10200 Softswitch to the MTA (or TGW) in the CRCX message.</p> <p>Note The rest of the codec list is based on the data in the AUEP ACK message.</p> <p>VARCHAR(16): 1–16 ASCII characters. Permitted values are:</p> <p>PCMU (or G.711U) (Default)—G.711 ulaw (PCMU)</p> <p>PCMA (or G.711A)—G.711 alaw (PCMA)</p> <p>G.722—G.722</p> <p>G.723.1-H—G.723.1 high rate</p> <p>G.723.1A-H—G.723.1 Annex A High rate</p> <p>G.723.1-L—G.723.1 Low rate</p> <p>G.723.1A-L— G.723.1 Annex A Low rate</p> <p>G.726-16K—G.726 16K rate</p> <p>G.726-24K—G.726 24K rate</p> <p>G.726-32K—G.726 32K rate</p> <p>G.726-40K—G.726 40K rate</p> <p>G.728—G.728</p> <p>G.729—G.729</p> <p>G.729A—G.729 Annex A</p> <p>G.729AB—G.729AB</p> <p>G.729B—G.729 Annex B</p> <p>G.729E—G.729 Annex E</p> <p>G.CLEAR (Not supported)—Clear Channel</p> <p>Note See also the codec-neg-supp token in the Media Gateway Profile table.</p> |
| DESCRIPTION (EMS-only field) | <p>Described by service provider.</p> <p>VARCHAR(64): 1–64 ASCII characters.</p> |
| DISPLAY | <p>Specifies what token information to display on the screen. Valid only for the show command.</p> <p>VARCHAR(1024): 1–1024 (Default = all tokens are displayed). Permitted values are any valid token that can be shown for this command. Multiple tokens can be entered by separating with a comma.</p> |
| DOCSIS-DSCP-TOS (Release 4.5) | <p>Identifies the DSCP/TOS value that must be matched for packets to be classified onto the IP flow.</p> <p>INTEGER: 0–255 (Default = 160). (Binary: 1010 0000)</p> |

| | |
|---------------------------------------|--|
| DOCSIS-DSCP-TOS-BITMASK (Release 4.5) | <p>Determines what bits in the DSCP/TOS byte to use as filters in classifying packets.</p> <p>INTEGER: 0–255 (Default=224). (Binary: 1110 0000)</p> |
| DQOS-CMTS-DSCP-TOS | <p>The Differentiated Services Code Point (DSCP) value or type of service (TOS) value to be sent to the CMTS in the gate-set message. This affects the QoS level for the packets (media traffic) that are about to enter the service provider network from the CMTS.</p> <p>VARCHAR(4): 0–255 ASCII characters (Default = 160).</p> <p>Note The operator can provision a value either for the DSCP byte, or for the IPv4 TOS byte, for each subscriber. When the subscriber makes a call, the DSCP/TOS value is provided to a CMTS in the gate-set message. The CMTS inserts the DSCP/TOS value into IP packets before delivering the packets to the IP core. Routers in the IP network use this value to make per-hop behavior (PHB) decisions about packet classification and traffic conditioning functions.</p> <p>For information on specific DSCP and TOS bits, see Appendix H, “Data Values for TOS, DSCP, and PHB Parameters.”</p> |
| DQOS-DSCP-TOS-BITMASK (Release 4.5) | <p>Specifies the particular bits within the IPv4 DSCP/TOS byte to use</p> <p>INTEGER: 0–255 (Default=224). BINARY (1110 0000)</p> |
| DTMF-PREF-MODE | <p>Specifies the preferred DTMF relay method.</p> <p>VARCHAR(16): 1–16 ASCII characters (Default = DTMF-INBAND). Permitted values are:</p> <p>DTMF-INBAND—DTMF digits are exchanged in the voice path itself. This method may not work for low-speed codecs. In this method, no digits are reported to the Cisco BTS 10200 Softswitch and digits are exchanged over the bearer path.</p> <p>DTMF-CISCO-RTP—DTMF digits are exchanged using a Cisco proprietary method, where DTMF digits are encoded in RTP packets. In this method, no digits are reported to the Cisco BTS 10200 Softswitch and digits are exchanged over the bearer path.</p> <p>DTMF-CISCO-NSE (Not supported)—DTMF digits are exchanged using a Cisco proprietary method, where DTMF digits are encoded using NSE in RTP packets. In this method, no digits are reported to Cisco BTS 10200 Softswitch and digits are exchanged over the bearer path.</p> <p>DTMF-GW-NTE (Not supported)—DTMF digits are exchanged using RFC 2833 based NTE method. In this method, no digits are reported to Cisco BTS 10200 Softswitch and digits are exchanged over the bearer path.</p> <p>DTMF-OOB—All DTMF digits are reported to Cisco BTS 10200 Softswitch and digits are relayed to the other side by the Cisco BTS 10200.</p> |

| | |
|--|---|
| FAX-PREF-MODE (Obsolete in Release 4.5) | <p>Specifies the preferred fax relay method.</p> <p>VARCHAR(16): 1–16 ASCII characters. Permitted values are:</p> <p>FAX-T38-GWMODE (Default)—Gateway-controlled relay (uses NSE to switch to T.38 mode) in real time.</p> <p>FAX-T38-CAMODE—Call Agent controlled relay (Call Agent instructs gateway to switch to T.38 mode) in real time.</p> <p>FAX-INBAND—Use only for G.711 and G.726.</p> |
| FAX-T38-ENABLED (Release 4.5) | <p>Specifies whether to use the T.38 protocol for fax transmission. When a call is established between two endpoints, the Cisco BTS 10200 Softswitch uses the value of this token on each endpoint in determining whether to use the T.38 protocol for fax transmission. This token applies only to endpoints that have an associated QoS entry. If QoS is not defined for a trunk or a subscriber, the Cisco BTS 10200 Softswitch operates as if token is set to Y. The Cisco BTS 10200 Softswitch also acts as a transit for H323<->H323 and SIP<->SIP calls. In these cases, the fax_t38_enabled value is ignored.</p> <p>CHAR(1): Y/N (Default = Y).</p> <p>Y—On an MGCP/NCS/TGCP interface, the system uses the T38 fax method specified in the corresponding Media Gateway Profile table.</p> <p>On an H.323 interface, the system uses the H.323 Annex D v2 to handle the fax over T.38.</p> <p>N—On an MGCP/NCS interface, the system does not use the T.38 protocol for fax transmission, including calls inter-working between this interface and SIP/H.323. The system does not send the local connection options (“L:”) for T.38 fax. However, if the gateways report T.38 fax capability in the SDP, the fax may still transmit using T.38 facilitated by SDP exchange. For example, for SIP<->MGCP calls (where this token is set to N for MGCP), the SIP endpoint can send T.38 fax parameters in SDP.</p> <p>On a media gateway, the MGW uses one of the inband fax methods defined in the media gateway profile.</p> <p>On an H.323 interface, N disables T38 fax for H323<->MGCP, and H323<->SIP calls but not for H323<->H323 calls.</p> <p>Note The Cisco BTS 10200 Softswitch uses the T.38 fax protocol when a fax is detected. Usage depends on the value of the QoS fax_t38_enabled token for each endpoint involved in the call, as well as the protocol type of each endpoint. The symbols used in the table are:</p> <p>T38—The Cisco BTS 10200 Softswitch uses the T.38 protocol for fax transmission.</p> <p>X—The Cisco BTS 10200 Softswitch does not use the T.38 protocol for fax transmission.</p> <p>T38*—Since one of the field values in this combination is set to N, the MGCP endpoint involved in this call does not receive the local connection option (L:fxr:fx/t38) in the initial CRCX request from Cisco BTS 10200 Softswitch. However, if the endpoint receives a T.38 SDP from the remote end detecting fax, then it is assumed to support the switch to T.38 media connection.</p> |

| | |
|--|---|
| GAIN-VALUE | <p>Telephony gateways can perform gain control to adapt the level of the signal. However, it is sometimes necessary to turn off this function, for example, for modem calls. The gain control parameter can be specified as either automatic or as an explicit number of decibels of gain. The default is to not perform gain control, which is the equivalent of specifying a gain of 0 decibels.</p> <p>INTEGER: -9999 to +9999 (Default = 0).</p> <p>Note This token is used only if auto-gain-control=N and value is non-zero.</p> |
| HBW | <p>Specifies higher bandwidth in kilobits per second.</p> <p>INTEGER: 0-9999 (Default = 0). 0 = gateway chosen.</p> |
| HPTIME | <p>Higher packetization time in milliseconds.</p> <p>INTEGER: 5-50 (Default = 10).</p> <p>Note For a call to be set up, the two MGWS involved in a call (the originating and terminating MGWs) must use the same packetization rate when they connect to the Cisco BTS 10200 Softswitch. Normally, two MTAs report their packetization rate automatically. However, if one of the MGW units fails to report dynamically, the provisioned values for lptime and hptime are used in the call.</p> |
| <div><div><div>Caution</div></div><div><p>A single value (not a range) must be provisioned for hptime and lptime for both MGWs in a call, so that the two MGWs use the same packetization time. Otherwise, the two MGWs may not communicate properly can the call may not go through. This applies to all pairs of MGWs in a network that communicate with each other, including IVR and announcement servers, TGWs, eMTAs and various other MGCP-based gateways. The qos-id in the Trunk Group table must also be provisioned for each trunk in a call even if you are accepting the default hptime and lptime default values.</p></div></div> | |

**IPTOS-RTP-
LOWDELAY**

Specifies whether to set real-time transport protocol low delay. Low delay refers to the waiting time, or latency involved in sending and receiving a packet. You can set various options on the TCP socket to tune or optimize for certain performance parameters. The TOS provides an indication of the abstract parameters of the quality of service desired. These parameters guide the selection of the actual service parameters when transmitting a datagram through a particular network. See RFC 1349, RFC 791, and RFC 795 for detailed information.

CHAR(1): Y/N (Default = N).

Y—(1) Set to low delay.

N—(0) Set to normal delay.

**Caution**

Cisco does not recommend using any value other than the specified default. Changing this value from its default may significantly impact network performance. Contact Cisco TAC for further information.

Note This data is sent only if the iptos-rtp-supp token in the Media Gateway Profile table is set to Y.

If you prefer to use DSCP values instead of TOS values, derive the appropriate TOS values using the DSCP/TOS mapping information in [Appendix H, “Data Values for TOS, DSCP, and PHB Parameters.”](#)

**IPTOS-RTP-
PRECEDENCE**

Specifies which IP precedence to use for the RTP stream. IP precedence utilizes the 3 precedence bits in the type of service (TOS) field in the IP header to specify a class of service assignment for each IP packet. The TOS provides an indication of the abstract parameters of the quality of service desired. These parameters are to be used to guide the selection of the actual service parameters when transmitting a datagram through a particular network. See RFC 1349, RFC 791, and RFC 795 for detailed information.

VARCHAR(16): 1–16 ASCII characters. Permitted values are:

CRITICAL (Default = 5)

NETCONTROL (= 7)

INTERNETCONTROL (= 6)

FLASHOVERRIDE (= 4)

FLASH (= 3)



IMMEDIATE (= 2)


PRIORITY (= 1)

ROUTINE (= 0)

**Caution**

Cisco does not recommend using any value other than the specified default. Changing this value from its default may significantly impact network performance. Contact Cisco TAC for further information.

| | |
|-----------------------|---|
| IPTOS-RTP-RELIABILITY | <p>Specifies whether to set real-time transport protocol reliability. Reliability refers to the dependability of packet delivery. The TOS provides an indication of the abstract parameters of the quality of service desired. These parameters guide the selection of the actual service parameters when transmitting a datagram through a particular network. See RFC 1349, RFC 791, and RFC 795 for detailed information.</p> <p>CHAR(1): Y/N (Default = N).</p> <p>Y—(1) Set to high reliability.</p> <p>N—(0) Set to normal reliability.</p> <div data-bbox="672 556 1529 737">  <p>Caution Cisco does not recommend using any value other than the specified default. Changing this value from its default may significantly impact network performance. Contact Cisco TAC for further information.</p> </div> <div data-bbox="672 766 1529 955"> <p>Note This data is sent only if the iptos-rtp-supp token in the Media Gateway Profile table is set to Y.</p> <p>If you prefer to use DSCP values instead of TOS values, derive the appropriate TOS values using the DSCP/TOS mapping information in Appendix H, “Data Values for TOS, DSCP, and PHB Parameters.”</p> </div> |
| IPTOS-RTP-THROUGHPUT | <p>Specifies whether to set real-time transport protocol throughput. Throughput refers to the actual amount of useful and non-redundant information that is transmitted or processed. The TOS provides an indication of the abstract parameters of the quality of service desired. These parameters guide the selection of the actual service parameters when transmitting a datagram through a particular network. Throughput is a function of bandwidth, error performance, congestion, and other factors. See RFC 1349, RFC 791, and RFC 795 for detailed information.</p> <p>CHAR(1): Y/N (Default = N).</p> <p>Y—(1) Set to high throughput.</p> <p>N—(0) Set to normal throughput.</p> <div data-bbox="672 1369 1529 1549">  <p>Caution Cisco does not recommend using any value other than the specified default. Changing this value from its default may significantly impact network performance. Contact Cisco TAC for further information.</p> </div> <div data-bbox="672 1579 1529 1768"> <p>Note This data is sent only if the iptos-rtp-supp token in the Media Gateway Profile table is set to Y.</p> <p>If you prefer to use DSCP values instead of TOS values, derive the appropriate TOS values using the DSCP/TOS mapping information in Appendix H, “Data Values for TOS, DSCP, and PHB Parameters.”</p> </div> |
| LBW | <p>Specifies lower bandwidth in kilobits per second.</p> <p>INTEGER: 0–9999 (Default = 0). 0 = gateway chosen.</p> |

| | |
|--|--|
| LIMIT | <p>Specifies the number of rows to display on the screen. Valid only for the show command.</p> <p>INTEGER: 1–100000000 (Default = 100000000).</p> <p>Note The actual maximum number of rows displayed is currently lower than 100000000 due to software limitations.</p> |
| LPTIME | <p>Lower packetization time in milliseconds.</p> <p>INTEGER: 5–50 (Default = 10).</p> |
| | <p></p> <p>Caution A single value (not a range) must be provisioned for hptime and lptime for both MGWs in a call, so that the two MGWs use the same packetization time. Otherwise, the two MGWs may not communicate properly and the call may not go through. This applies to all pairs of MGWs in a network that communicate with each other, including IVR and announcement servers, TGWs, eMTAs and various other MGCP-based gateways. The qos-id in the Trunk Group table must also be provisioned for each trunk in a call even if you are accepting the default hptime and lptime default values.</p> |
| MAX-DQOS-AUTH-BANDWIDTH (Release 4.5) | <p>Specifies the maximum authorized bandwidth for DQoS. A value of HIGH refers to codec G.711. A value of LOW refers to codec G.72x.</p> <p>VARCHAR(4): 1–4 ASCII characters. Permitted values are:</p> <p>HIGH (Default)—Refers to codec G.711</p> <p>LOW—Refers to codec G.72x.</p> |
| MAX-DQOS-SESSIONS | <p>The maximum number of DQoS sessions allowed for this subscriber.</p> <p>VARCHAR(50): 1–50 ASCII characters. (Default = 5).</p> |
| ORDER | <p>Specifies whether to display data on the screen in a sorted order. Valid only for the show command.</p> <p>VARCHAR(1024): 1–1024 (Default = all rows are displayed). Permitted values are any valid token that can be shown for this command. Multiple tokens can be entered by separating with a comma.</p> |
| RESOURCE-RESERVATION | <p>The gateways can be instructed to perform a reservation, for example, using RSVP, on a given connection. When a reservation is needed, the Call Agent specifies the reservation profile to be used, which is either <i>controlled load</i> or <i>guaranteed</i> service. The absence of reservation can be indicated by asking for the <i>best effort</i> service, which is the default value of this parameter.</p> <p>VARCHAR(2): 1–2 ASCII characters. Permitted values are:</p> <p>BE (Default)—Best effort.</p> <p>G—Guaranteed.</p> <p>CL—Controlled load.</p> |
| RSVP-REQUIRED | <p>Specifies whether the Resource Reservation Protocol (RSVP) is required on connection.</p> <p>CHAR(1): Y/N (Default = N).</p> |

| | |
|-----------------------------------|---|
| SILENT-SUPPRESS -SUP | <p>Silent suppression function. It detects a silent interval and suppresses transmission of silent packets to save bandwidth. The Call Agent can automatically overwrite the service-provider-provisioned value upon querying the media gateway. Whether the silence suppression parameter is sent down to the MGW in the LocalConnectionOption parameter of a CRCX or MDCX MGCP message is decided by performing a logical “and” operation on the Originating side and Terminating side endpoints dynamic (received in AUEP ACK message from GW) and static capabilities (configured in Media Gateway Profile table).</p> <p>CHAR(1): Y/N (Default = Y).</p> <p>Y—MGW supports silent suppression.</p> <p>N—MGW does not support silent suppression.</p> |
| START-ROW | <p>Specifies to begin displaying data on the screen at a specific row. Valid only for the show command.</p> <p>INTEGER: 1–100000000 (Default = 1).</p> |
| VIDEO-CODEC-TYPE (Release 4.2) | <p>Not supported.</p> <p>VARCHAR(16): 1–16 ASCII characters. Permitted values are:</p> <p>NONE (Default)</p> <p>H.261</p> <p>H.263</p> <p>H.264</p> |

Region Code (Release 4.5)

The Region Code (region-code) table defines the Region Code “R” digit associated with NPAs outside the U.S. contiguous 48 states but within world zone-1 (Alaska, Canada, the Caribbean, and Mexico). The CC (1) to world zone 1 numbers is padded with “0” and is suffixed with the R digit to form 3 digits in the form of “01R” when MF INC signaling is used towards international or consolidated carriers. If the dialed NPA is not provisioned in this table, then a value of 0 is assumed for region-code indicating no information is available.

Table Name: REGION-CODE

Table Containment Area: Call Agent

Command Types

Show, add, change, and delete

Examples

```
show region-code digit-string=506;
add region-code digit-string=506; region-code=2;
change region-code digit-string=506; region-code=1;
delete region-code digit-string=506;
```

Usage Guidelines

Primary Key Token(s): digit-string

Add Rules: None.

Change Rules: None.

Delete Rules: None.

| | | |
|--------------------|---------------------------------|--|
| Syntax Description | * DIGIT-STRING | Primary key. Specifies the NPA within world zone 1. VARCHAR(3): 3 numeric digits. |
| | * REGION-CODE | Required for calls to country codes in world zone-1 (U.S.(outside the contiguous 48 states), Canada, the Caribbean, and Mexico). Used for signaling to “01R” where R is the region code. INTEGER: 0–9 numeric digits. |
| | AUTO-REFRESH | Specifies whether to display cached data on the screen. Valid only for the show command. CHAR(1): Y/N (Default = Y). Y—Queries the database for the most current data. N—Queries the database for the most current data only if the cached data is unavailable. |
| | DESCRIPTION (EMS-only field) | Described by the service provider. VARCHAR(64): 1–64 ASCII characters. |
| | DISPLAY | Specifies what token information to display on the screen. Valid only for the show command. VARCHAR(1024): 1–1024 (Default = all tokens are displayed). Permitted values are any valid token that can be shown for this command. Multiple tokens can be entered by separating with a comma. |
| | LIMIT | Specifies the number of rows to display on the screen. Valid only for the show command. INTEGER: 1–100000000 (Default = 100000000). Note The actual maximum number of rows displayed is currently lower than 100000000 due to software limitations. |
| | ORDER | Specifies whether to display data on the screen in a sorted order. Valid only for the show command. VARCHAR(1024): 1–1024 (Default = all rows are displayed). Permitted values are any valid token that can be shown for this command. Multiple tokens can be entered by separating with a comma. |
| | START-ROW | Specifies to begin displaying data on the screen at a specific row. Valid only for the show command. INTEGER: 1–100000000 (Default = 1). |

Release Cause

The Release Cause (release-cause) table is an internal table used by call processing to map SS7, ISDN, and generic release cause values (codes) to an announcement ID. This table is preprovisioned, but a service provider can modify.

Table Name: RELEASE-CAUSE

Table Containment Area: Call Agent

Command Types

Show, add, change, and delete

Examples

```
show release-cause id=159;
add release-cause id=159; annnc-id=16;
change release-cause id=159; annnc-id=16;
delete release-cause id=159;
```

Usage Guidelines

Primary Key Token(s): id

Foreign Key Token(s): annnc-id

Add Rules: None.

Change Rules: None.

Delete Rules: None.

Syntax Description

| | |
|---------------------------------|--|
| * ID | Primary key. SS7 release cause identifier. SMALLINT: 0–9999 |
| * ANNC-ID | Foreign key: Announcement table. Announcement ID. SMALLINT: 1–1000. |
| AUTO-REFRESH | Specifies whether to display cached data on the screen. Valid only for the show command. CHAR(1): Y/N (Default = Y). Y—Queries the database for the most current data. N—Queries the database for the most current data only if the cached data is unavailable. |
| DESCRIPTION (EMS-only field) | Described by the service provider. VARCHAR(64): 1–64 ASCII characters. |
| DISPLAY | Specifies what token information to display on the screen. Valid only for the show command. VARCHAR(1024): 1–1024 (Default = all tokens are displayed). Permitted values are any valid token that can be shown for this command. Multiple tokens can be entered by separating with a comma. |
| LIMIT | Specifies the number of rows to display on the screen. Valid only for the show command. INTEGER: 1–100000000 (Default = 100000000). Note The actual maximum number of rows displayed is currently lower than 100000000 due to software limitations. |

| | |
|-----------|--|
| ORDER | Specifies whether to display data on the screen in a sorted order. Valid only for the show command. VARCHAR(1024): 1–1024 (Default = all rows are displayed). Permitted values are any valid token that can be shown for this command. Multiple tokens can be entered by separating with a comma. |
| START-ROW | Specifies to begin displaying data on the screen at a specific row. Valid only for the show command. INTEGER: 1–100000000 (Default = 1). |

Softswitch Trunk Group Profile

The Softswitch Trunk Group Profile (softsw-tg-profile) table holds all the information specific to a Softswitch trunk, such as id, protocol, indicators and echo suppression. The softsw-tg-profile record can be shared by multiple softswitch trunk groups. An ID must be created in this table before entries can be added to the Softswitch Trunk Group table.

Table Name: SOFTSW-TG-PROFILE

Table Containment Area: Call Agent

Command Types

Show, add, change, and delete

Examples

```
show softsw-tg-profile id=softprfl;
add softsw-tg-profile id=softprfl; protocol-type=sip-t;
change softsw-tg-profile id=softprfl; send-cpn=n;
delete softsw-tg-profile id=softprfl;
```

Usage Guidelines

Primary Key Token(s): id

Add Rules:

- cc-diversion-supp and diversion-header-supp must be mutually exclusive. (Not required as of Release 4.2)
- if cc-diversion-supp=Y; then diversion-header-supp=N; (Not required as of Release 4.2)
- if diversion-header-supp=Y; then cc-diversion-supp=N; (Not required as of Release 4.2)
- both cc-diversion-supp and diversion-header-supp can be set to N. (Not required as of Release 4.2)
- if protocol-type=sip-t; then sipt-isup-ver must be specified. (Release 4.5)
- the sipt-isup-ver token must be defined in the SIPT ISUP Version Base table. (Release 4.5)

Change Rules: None.

Delete Rules: ID cannot exist in any trunk-grp::tg-profile-id where tg-type=softsw.

Syntax Description

| | |
|------|---|
| * ID | Primary key. Unique ID for this trunk group profile. VARCHAR(16): 1–16 ASCII characters. |
|------|---|


| | |
|--|--|
| * PROTOCOL-TYPE | <p>Specifies the type of signaling for this trunk group. It controls the message type sent between two Cisco BTS 10200 Softswitches. For example, if the protocol-type is SIP-T, then the Cisco BTS 10200 Softswitch sends a SIP-T message, which is a normal SIP ASCII message plus an ISUP MIME attachment. In this case, the origination type can be ISDN, SS7, CAS, MGCP, and so forth. The origination type does not matter. However, if the protocol-type is SIP, then the Cisco BTS 10200 Softswitch sends only an ASCII SIP message without an ISUP MIME attachment.</p> <p>VARCHAR(9): 1–9 ASCII characters. Permitted values are:</p> <p>SIP—Signaling via the Session Initiation Protocol (SIP) multimedia sessions across the Internet.</p> <p>SIP-T—Signaling using SIP-T protocol. SIP-T is an inter Call Agent protocol; SIP-GTD protocol is a normalized inter Call Agent protocol.</p> <p>SIP-T—Signaling using both the SIP-T and SIP-GTD protocol types. SIP-T is an inter Call Agent protocol; SIP-GTD protocol is a normalized inter Call Agent protocol. (Release 4.5)</p> <p>CMSS—Not supported. Call Management System Signaling. CMSS is the protocol used for communication between PacketCable cable (CMS) switches when a call spans across them (similar to Cisco BTS 10200 calls to another Cisco BTS 10200 over SIP). CMSS trunk types are used exclusively for CMS switches.</p> |
| APPLY-USER-PRIVACY (Release 4.5) | <p>Specifies whether to apply user privacy.</p> <p>CHAR(1): Y/N (Default = N).</p> <p>Y—If the originator requested privacy, aspects of the calling party information (such as the calling name and number in the From:header) in the initial outbound SIP INVITE is hidden. Privacy is requested when either the calling party name or number have presentation restrictions.</p> <p>N—User level privacy is not applied.</p> |
| AUDIT-THRESHOLD (Release 4.4.1) | <p>Specifies the number of consecutive communication timeouts (SIP transaction timeouts) that triggers a trunk group with this profile to be put out of service.</p> <p>INTEGER: 1–5 (Default = 3).</p> |
| AUTO-REFRESH | <p>Specifies whether to display cached data on the screen. Valid only for the show command.</p> <p>CHAR(1): Y/N (Default = Y).</p> <p>Y—Queries the database for the most current data.</p> <p>N—Queries the database for the most current data only if the cached data is unavailable.</p> |



| | |
|---|--|
| CC-DIVERSION-SUPP (Obsolete as of Release 4.5) | <p>Specifies whether Call Control (redirecting) information support is needed. The CC-Diversion header allows passing call information through a network of various Feature Servers and Call Agents to support various services and feature capabilities as a call is set up. Do not set the cc-diversion-supp and the diversion-header-supp tokens to yes (Y) simultaneously. Both tokens can be no (N) but only one can be yes (Y).</p> <p>CHAR(1): Y/N (Default = N).</p> |
| DESCRIPTION (EMS-only field) | <p>Described by the service provider.</p> <p>VARCHAR(64): 1–64 ASCII characters.</p> |
| DISPLAY | <p>Specifies what token information to display on the screen. Valid only for the show command.</p> <p>VARCHAR(1024): 1–1024 (Default = all tokens are displayed). Permitted values are any valid token that can be shown for this command. Multiple tokens can be entered by separating with a comma.</p> |
| DIVERSION-HEADER-SUPP | <p>Indicates if SIP Diversion Header is supported or not. This header conveys diversion information from other SIP user agents and proxies to the called user agent. This information can be used for enhanced features, including Unified Messaging, Third-Party voice mail, and Automatic Call Distribution (ACD). The most common use of the Diversion Header in the Cisco BTS 10200 Softswitch is for call forwarding features.</p> <p>Note Do not set the cc-diversion-supp and the diversion-header-supp tokens to yes (Y) simultaneously. Both tokens can be no (N) but only one can be yes (Y). Not applicable to Release 4.5.</p> <p>CHAR(1): Y/N (Default = N).</p> |
| DNS-SRV-ADV-ON-RETRANS -TIMEOUT (Release 4.5) | <p>Controls whether the Cisco BTS 10200 Softswitch advances to the next server entry associated with the server (SVR) TSAP address on the trunk, for subsequent retransmission, when a timeout occurs.</p> <p>Note This token applies if dns-srv-supp = dns-srv-supp-rfc2782-labels. It does not apply to non-SRV trunks.</p> <p>CHAR(1): Y/N (Default = Y).</p> <p>N—RFC3263 compliant behavior prevails. All retransmissions go to the same server within the list associated with an SRV record.</p> <p>Y—Existing Cisco BTS 10200 Softswitch behavior prevails. Each retransmission goes to a different server in the list associated with the SRV record.</p> |
| DNS-SRV-SUPP | <p>DNS service (SRV) resolution needed flag.</p> <p>VARCHAR(16): 1–16 ASCII characters. Permitted values are:</p> <p>NONE (Default)</p> <p>RFC2782-LABELS—Prepend the protocol and service labels with an underscore.</p> |


| | |
|--|---|
| DTMF-RELAY-METHOD | <p>Specifies which way to send an out-of-band DTMF Relay.</p> <p>VARCHAR(8): 1–8 ASCII characters. Permitted values are:</p> <p>NONE (Default)—Unsolicited DTMF Relay – Not supported.</p> <p>NOTIFY—DTMF Relay supported based on Subscribe/Notify Method.</p> <p>INFO—DTMF Relay supported based on INFO Method.</p> |
| ECHO-SUPP-REQUIRED (Obsolete as of Release 4.5) | <p>Echo Suppression Required indicator.</p> <p>CHAR(1): Y/N (Default = N).</p> |
| ES-SUPP (Release 4.4.1) | <p>Specifies whether to send CALEA information on a SIP CMSS interface. Used only for a CMSS type trunk group. Set to Y in case the equipment on the other side of a CMSS SIP interface supports CALEA requirements.</p> <p>CHAR(1): Y/N (Default = N).</p> <p>N—Disable sending of CALEA information on SIP CMSS interface.</p> <p>Y—Enable sending of CALEA information on SIP CMSS interface.</p> |
| ES-SUPP (Release 4.5) | <p>Used for CALEA. When this token is enabled, surveillance information as defined in Section 8 of RFC 3603 is sent when surveillance is required on the call, and surveillance cannot be performed on this switch. This requires the remote SIP entity interfacing the SIP trunk to support surveillance procedures.</p> <p>CHAR(1): Y/N (Default = N).</p> <p>N—Disable sending of CALEA information on SIP interface.</p> <p>Y—Enable sending of CALEA information on SIP interface.</p> |
| GTD-MODE (Release 4.5) | <p>Specifies whether to use the compact (default) or verbose mode to encode messages for the SIP-T/GTD trunk group.</p> <p>VARCHAR(8): 1–8 ASCII characters. Permitted values are:</p> <p>COMPACT (Default)</p> <p>VERBOSE</p> |

| | |
|--------------------------------|---|
| GTD-PARMS (Release 4.4.1) | <p>Mandatory if protocol-type=sip-gtd. Specifies a comma-separated list of Generic Transparency Descriptor (GTD) parameters enabled for this profile. The parameters are parsed against a static table, called the GTD Parameter Values table, which lists all the valid GTD parameters, including the special case parameter ALL. In the DBM of the Call Agent, this comma-separated string is converted into a series of boolean flags, one for each GTD parameter. The Call Agent accesses each individual flag as it builds a GTD attachment.</p> <p>Note This value applies only when the protocol-type is SIP_GTD. The Cisco BTS 10200 Softswitch validates each comma-separated GTD parameter in the GTD Parameter Values table. It also verifies that if ALL is used, no other GTD parameters are listed.</p> <p>VARCHAR(500): 3–500 ASCII characters. For example: ALL—use all GTD parameters (or) CPN, CGN, CIC, CPC, BCI (comma-separated list)</p> |
| HOP-COUNTER-MAX (Release 4.5) | <p>Applies only to received SIP Invite messages that are not SIP-T and contain a max-forwards value in which the max-forwards is scaled down to build the hop counter. If the hop counter derived from the max-forwards is greater than this value, it is set to this value. This value acts as a ceiling for the derived hop counter value.</p> <p>INTEGER: 10–20 (Default = 20).</p> |
| HOP-COUNTER-SUPP (Release 4.5) | <p>Used for received SIP Invite messages that are not SIP-T and contain a max-forwards value. The default sets the hop counter based on the received max-forwards value. If this flag is set to N, the hop counter field is not populated using the max-forwards value.</p> <p>CHAR(1): Y/N (Default = Y).</p> |
| INBAND-TONE-AVAILABLE | <p>Send release or provide tone/announcement.</p> <p>CHAR(1): Y/N (Default = Y).</p> |
| LIMIT | <p>Specifies the number of rows to display on the screen. Valid only for the show command.</p> <p>INTEGER: 1–100000000 (Default = 100000000).</p> <p>Note The actual maximum number of rows displayed is currently lower than 100000000 due to software limitations.</p> |
| MAX-FORWARDS (Release 4.5) | <p>Specifies when an outbound SIP Invite message requires an initial maximum forwards value.</p> <p>INTEGER: 4–80 (Default = 70).</p> |
| NON-SRV-TRANSPORT | <p>Specifies the transport mechanism to use for signaling. This token is used only when dns-srv-supp=none.</p> <p>VARCHAR(8): 1–8 ASCII characters. Permitted values are: UDP (Default)—Use UDP unless message size requires TCP as described in RFC 3261 and RFC 3263. TCP—Use TCP. UDP-ONLY—Use UDP. Does not attempt TCP even if message size exceeds limits described in RFC 3261 and RFC 3263.</p> |

| | |
|---|--|
| ORDER | <p>Specifies whether to display data on the screen in a sorted order. Valid only for the show command.</p> <p>VARCHAR(1024): 1–1024 (Default = all rows are displayed). Permitted values are any valid token that can be shown for this command. Multiple tokens can be entered by separating with a comma.</p> |
| PRACK-FLAG | <p>Specifies if an Invite messages sent on this trunk group require reliable provisional responses. If yes, provisional responses like alerting are delivered. Used with SIP-T.</p> <p>CHAR(1): Y/N (Default = N).</p> |
| REDIRECT-SUPPORTED | <p>Specifies if the Cisco BTS 10200 Softswitch honors a 3xx class, such as a redirection response for an Invite message sent by the Cisco BTS 10200 Softswitch.</p> <p>VARCHAR(32): 1–32 ASCII characters. Permitted values are:</p> <p>VALID-DOMAINS-ONLY (Default)—If the host name field in the SIP URI of a 3XX contact used for call redirection does not represent this Cisco BTS 10200 Softswitch or a Cisco BTS 10200 Softswitch SIP trunk, then the call is redirected using the SIP trunk used on the previous call redirection. If there was not a previous call redirection, then the SIP trunk that sent the initial Invite is used. If the profile of the selected SIP trunk restricts redirection to only valid domains, then this redirection is blocked and the next contact is tried. Otherwise, it is redirected and the contact URI is used as the request URI of the redirected call.</p> <p>ALL-DOMAINS—Redirects to any allowed domain.</p> <p>NONE—No redirects allowed.</p> |
| REFER-ALLOWED | <p>Call Transfer allowed on an SS trunk.</p> <p>CHAR(1): Y / N (Default = N).</p> |
| SATELLITE-CIRCUIT (Obsolete as of Release 4.5) | <p>Satellite Circuit indicator.</p> <p>CHAR(1): Y/N (Default = N).</p> |
| SCALE-FACTOR (Release 4.5) | <p>Used for conversions between hop counter and max-forwards values; allows no-conversion, one-half, one-third, and one-quarter conversion factors. The default provides a scale relative to the maximum values: if the hop counter is 20, a scale factor of 4 converts to a max-forwards value of 80. Using the default means no conversion.</p> <p>INTEGER: 1–4 (Default = 1).</p> |
| SEND-ATP (Obsolete in Release 4.5) | <p>Send Access Transport Parameter indicator.</p> <p>CHAR(1): Y/N (Default = Y).</p> |
| SEND-CIC-PARAM (Release 4.5) | <p>Specifies whether the CIC parameter is included in the request URL for outbound SIP calls.</p> <p>CHAR(1): Y/N (Default = Y)</p> |
| SEND-CPN (Obsolete in Release 4.5) | <p>Send Calling Party Number indicator.</p> <p>CHAR(1): Y/N (Default = Y).</p> |

| | |
|---|--|
| SEND-FULL-E164 (Release 4.5) | <p>When enabled, all SIP phone numbers contained in SIP messages sent from the Cisco BTS 10200 Softswitch that have an NOA of national significance are represented as fully qualified E.164 numbers prefixed with the local country code and plus sign. This conforms to IETF RFC 3398 Section 12.1. When disabled, national numbers are sent without a country code and plus sign prefix. Numbers of international significance are always sent with a plus sign and country code regardless of this flag setting.</p> <p>CHAR(1): Y/N (Default = N).</p> <p>Note The Home Country code is defined in the Call Agent Configuration table.</p> |
| SEND-GAP (Obsolete in Release 4.5) | <p>Send Generic Address Parameter indicator.</p> <p>CHAR(1) Y/N (Default = Y).</p> |
| SEND-GN (Obsolete in Release 4.5) | <p>Send Generic Name Indicator.</p> <p>CHAR(1): Y/N (Default = Y).</p> |
| SEND-JIP (Obsolete in Release 4.5) | <p>Send Jurisdiction Information Parameter indicator.</p> <p>CHAR(1): Y/N (Default = Y).</p> |
| SEND-OCN (Obsolete in Release 4.5) | <p>Send Original Called Number indicator.</p> <p>CHAR(1): Y/N (Default = Y).</p> |
| SEND-REDIR-NUM (Obsolete in Release 4.5) | <p>Send Redirecting Number indicator.</p> <p>CHAR(1): Y/N (Default = Y).</p> |
| SEND-SIP-181-RESP (Release 4.5.1) | <p>Specifies whether the Cisco BTS 10200 Softswitch transmits a 181 response message to a UAC when the terminating side of the Cisco BTS 10200 Softswitch forwarded the call.</p> <p>CHAR(1): Y/N (Default = N)</p> |
| SESSION-TIMER-ALLOWED | <p>Specifies whether a session timer is allowed.</p> <p>CHAR(1): Y / N (Default = N).</p> |
| SIP-SIG-LOWDELAY | <p>Specifies whether to set low delay. Low delay refers to the waiting time, or latency involved in sending and receiving a packet. You can set various options on the TCP socket to tune or optimize for certain performance parameters.</p> <p>CHAR(1): Y/N (Default = Y).</p> |
| <p> Caution Cisco does not recommend using any value other than the specified default. Changing this value from its default may significantly impact network performance. Contact Cisco TAC for further information.</p> | |
| <p>Note If you prefer to use DSCP values instead of TOS values, derive the appropriate TOS values using the DSCP/TOS mapping information in Appendix H, “Data Values for TOS, DSCP, and PHB Parameters.”</p> | |

| | |
|---|--|
| SIP-SIG-PRECEDENCE | <p>Specifies the designation assigned to a phone call by the caller to indicate the relative urgency (and thus the order of handling) of a call. It also sends an indication to the called party of the order in which the call is answered.</p> <p>VARCHAR(16): 1–16 ASCII characters. Permitted values are:</p> <p>FLASH (Default = 3)</p> <p>NETCONTROL (= 7)</p> <p>INTERNETCONTROL (= 6)</p> <p>CRITICAL (= 5)</p> <p>FLASHOVERRIDE (= 4)</p> <p>IMMEDIATE (= 2)</p> <p>PRIORITY (= 1)</p> <p>ROUTINE (= 0)</p> |
|  Caution | <p>Cisco does not recommend using any value other than the specified default. Changing this value from its default may significantly impact network performance. Contact Cisco TAC for further information.</p> |
| Note | <p>If you prefer to use DSCP values instead of TOS values, derive the appropriate TOS values using the DSCP/TOS mapping information in Appendix H, “Data Values for TOS, DSCP, and PHB Parameters.”</p> |
| SIP-SIG-RELIABILITY | <p>Specifies whether to set reliability. Reliability refers to the dependability of packet delivery.</p> <p>CHAR(1): Y/N (Default = N).</p> |
|  Caution | <p>Cisco does not recommend using any value other than the specified default. Changing this value from its default may significantly impact network performance. Contact Cisco TAC for further information.</p> |
| Note | <p>If you prefer to use DSCP values instead of TOS values, derive the appropriate TOS values using the DSCP/TOS mapping information in Appendix H, “Data Values for TOS, DSCP, and PHB Parameters.”</p> |

| | |
|------------------------------------|--|
| SIP-SIG-THROUGHPUT | <p>Specifies whether to set throughput. Throughput refers to the actual amount of useful and nonredundant information that is transmitted or processed. The relationship between what went in one end of the network and what came out the other is a measure of the efficiency of that communications network. Throughput is a function of bandwidth, error performance, congestion, and other factors.</p> <p>CHAR(1): Y/N (Default = N).</p> <div>  <p>Caution Cisco does not recommend using any value other than the specified default. Changing this value from its default may significantly impact network performance. Contact Cisco TAC for further information.</p> </div> <div> <p>Note If you prefer to use DSCP values instead of TOS values, derive the appropriate TOS values using the DSCP/TOS mapping information in Appendix H, “Data Values for TOS, DSCP, and PHB Parameters.”</p> </div> |
| SIP-TIMER-PROFILE-ID (Release 4.5) | <p>Foreign key: Softswitch Trunk Group Profile table. Specifies the Timer Profile ID for the Softswitch Trunk Group Profile.</p> <p>VARCHAR(16): 1–16 ASCII characters.</p> |
| SIPT-ISUP-BASE (Release 4.2) | <p>Not configurable. Mandatory if use-sipt-isup-base=Y. The SIP-T ISUP base version. This field is populated from the SIPT ISUP Version Base table.</p> <p>VARCHAR(32): 1–32 ASCII characters</p> |
| SIPT-ISUP-VER | <p>Mandatory if protocol-type=SIP-T. Defines the SIP-T or SIP-GTD version. Used only if protocol-type=SIP-T. Defined in the SIPT ISUP Version Base table.</p> <div> <p>Note If the value defined in the SIPT ISUP Version Base table has a base value of sip-gtd, then the version is a SIP-GTD type. Otherwise, the version is a SIP-T type.</p> </div> <p>VARCHAR(32): 1–32 ASCII characters. Permitted value is: GR317.</p> <div> <p>Note Values other than GR317 are permitted as of Release 4.4.1.</p> </div> |
| START-ROW | <p>Specifies to begin displaying data on the screen at a specific row. Valid only for the show command.</p> <p>INTEGER: 1–100000000 (Default = 1).</p> |
| TRUNK-SUB-GRP-TYPE | <p>Specifies the parameter to be populated when trunk-sub-grp is defined in the Trunk Group table.</p> <p>VARCHAR(16): 1–16 ASCII characters. Permitted values are:</p> <p>NONE (Default)—Trunk-sub-grp is not used.</p> <p>BGID—Encode trunk-sub-grp in the BGID field of the SIP-URI. BGID is a numeric field.</p> <p>TGID—Encode trunk-sub-grp in the TGID field of the SIP-URI.</p> |

| | |
|--------------------------------------|---|
| USE-PAI-HDR-FOR-ANI (Release 4.5) | <p>Controls the p-asserted-id (PAI) header used to send and receive calling party information.</p> <p>Note When this token is set to Y, the calling party information is derived from the PAID header on inbound calls. If a SIP INVITE arrives at the Cisco BTS 10200 Softswitch without a PAID header, the Cisco BTS 10200 Softswitch treats the call as though it does not have calling party number.</p> <p>Features that rely on the calling number, such as Customer Originated Trace (COT, *57), may not work properly with use-pai-hdr-for-ani=Y if the incoming SIP INVITE does not have the PAID header.</p> <p>CHAR(1): Y/N (Default = N).</p> <p>Y—Calling party information is derived exclusively from the PAI header on inbound calls. For outbound calls, a PAI header is sent with the calling party information if provided.</p> <p>N—Calling party information is sent or received using the From:header.</p> |
| USE-SIPT-ISUP-BASE (Release 4.2) | <p>Mandatory if the protocol-type is SIP_T and the sipt-isup-ver is a SIP-T type. If the version selected is a GTD type, this flag is ignored. GTD does not use the base parameter. Specifies whether the SIP-T ISUP base version is included in the MIME header of the SIP-T message.</p> <p>CHAR(1): Y/N (Default = Y).</p> <p>Y—SIP-T ISUP base version is included in the MIME header of the SIP-T message.</p> <p>N—SIP-T ISUP base version is not included in the MIME header of the SIP-T message.</p> |
| VOICE-MAIL-TRUNK-GRP | <p>Specifies whether the Softswitch trunk group is used for the voice-mail application.</p> <p>CHAR(1): Y/N (Default = N).</p> |

Termination

The Termination (termination) table holds information about each termination/endpoint managed by the Call Agent. Termination structure uniformly addresses analog ports, DS0 ports, ISDN circuits and allows termination groupings for ISDN PRI and multiline hunt groups for a single subscriber.

Table Name: TERMINATION

Table Containment Area: Call Agent

Command Types

Show, add, change, and delete

Examples

```
show termination id= s0/dsl-1/20, mgw-id=twg1;
```

```
add termination prefix=s0/ds1-2/; port-start=1; port-end=24; type=trunk; mgw-id=c3660.142
change termination id= s0/ds1-1/20, mgw-id=twg1;
delete termination prefix=s0/ds1-2/; mgw-id=twg1; port-start=1; port-end=24;
```

**Note**

You can delete a range of terminations, but you cannot change a range of terminations.

Usage Guidelines

Primary Key Token(s): id, mgw-id

Foreign Key Token(s): mgw-id, sub-d, tgn-id

Add Rules: A termination can only be added in the unequipped state. Use the control command (see [Trunk Termination Status and Control Commands, page 1-19](#)) to control the termination to the in-service state.

Change Rules: Cannot change a range of terminations.

Delete Rules:

- id, mgw-id combination does not exist in any subscriber:::(term-id, mgw-id).
- id, mgw-id combination does not exist in any ann-c-trunk:::(term-id, mgw-id).
- id, mgw-id combination does not exist in any ann-c-trunk:::(remote-term-id, remote-mgw-id).
- id, mgw-id combination does not exist in any trunk:::(term-id, mgw-id).
- sub-id, tgn-id, trunk-id = NULL.
- status=ueqp.

This table can use commands that do not match command-to-field of the database. If the prefix token is used during provisioning, the termination ID is generated by concatenating prefix and port-start value and incrementing the termination port number until the port number value reaches port-end. The prefix, port-start, and port-end are not in the table as individual fields.

Enter the following fields:

- prefix: 1–32 ASCII characters
- port-start: 0000–9999 (1–4 numeric characters) (Default = 1)
- port-end: 0000–9999 (1–4 numeric characters) (Default = 24)

Then the system generates the following:

| TOKEN | TERMINATION ID |
|--------------|-----------------------|
| PORT-START | PREFIX + PORT-START |
| PORT-START+1 | PREFIX + PORT-START+1 |
| PORT-START+2 | PREFIX + PORT-START+2 |
| | |
| PORT-END-1 | PREFIX + PORT-END-1 |
| PORT-END | PREFIX + PORT-END |

**Note**

Up to 1000 terminations can be added with one add command.

Syntax Description

| | |
|--------------|---|
| * ID | <p>Primary key. This is a composite value that identifies the termination. The termination's id is generated from the prefix, port-start, and port-end token parameters, as follows:</p> <ul style="list-style-type: none"> prefix—This user-assigned token is required and can be from 1 to 32 ASCII characters. port-start—This required token can be from 1 to 4 numeric characters. The default is 1. port-end—This required token can be from 1 to 4 numeric characters. The default is 24. |
| * MGW-ID | <p>Primary key. Foreign key: Media Gateway table. The ID previously assigned to an MTA or TGW in the mgw table.</p> <p>VARCHAR(32): 1–32 ASCII characters.</p> |
| TYPE | <p>Termination type.</p> <p>VARCHAR(5): 1–5 ASCII characters. Permitted values are:</p> <p>LINE—Used for telephone connections. Always use this value for MTAs.</p> <p>TRUNK—Used for TGWs.</p> |
| AUTO-REFRESH | <p>Specifies whether to display cached data on the screen. Valid only for the show command.</p> <p>CHAR(1): Y/N (Default = Y).</p> <p>Y—Queries the database for the most current data.</p> <p>N—Queries the database for the most current data only if the cached data is unavailable.</p> |
| DISPLAY | <p>Specifies what token information to display on the screen. Valid only for the show command.</p> <p>VARCHAR(1024): 1–1024 (Default = all tokens are displayed). Permitted values are any valid token that can be shown for this command. Multiple tokens can be entered by separating with a comma.</p> |
| LIMIT | <p>Specifies the number of rows to display on the screen. Valid only for the show command.</p> <p>INTEGER: 1–100000000 (Default = 100000000).</p> <p>Note The actual maximum number of rows displayed is currently lower than 100000000 due to software limitations.</p> |
| OPER-STATUS | <p>Operational status.</p> <p>VARCHAR(5): 1–5 ASCII characters. Permitted values are:</p> <p>NF (Default)—Nonfaulty.</p> <p>FA—Faulty.</p> <p>NF-RB— Remotely blocked.</p> <p>FA-RB—Faulty remotely blocked.</p> |
| ORDER | <p>Specifies whether to display data on the screen in a sorted order. Valid only for the show command.</p> <p>VARCHAR(1024): 1–1024 (Default = all rows are displayed). Permitted values are any valid token that can be shown for this command. Multiple tokens can be entered by separating with a comma.</p> |

| | |
|-----------------------------------|--|
| START-ROW | Specifies to begin displaying data on the screen at a specific row. Valid only for the show command. INTEGER: 1–100000000 (Default = 1). |
| STATUS | Status of the termination. VARCHAR(5). Permitted values are: UEQP (Default)—Unequipped. OOS—Out-of-Service. MAINT—Maintenance (manual override). INS—In-Service. |
| SUB-ID (System generated) | Foreign key: Subscriber table. Subscriber ID of line termination: same as the ID in the Subscriber table. VARCHAR(30): 1–30 ASCII characters. |
| TGN-ID (or TG) (System generated) | Foreign key: Used as a combined key in the Trunk table. Trunk group ID. This field can also be provisioned using TG instead of tgn-id. The EMS looks up the tgn-id based on the trunk group and then provisions it. SMALLINT. |
| TRUNK-ID (System generated) | Trunk number within the trunk group. Same as the ID in the trunk-id table. If SS7, the trunk-id is the same as the circuit identification code. SMALLINT. |

Trunk

The Trunk (trunk) table identifies the trunk group and maps it to the associated media gateway. It also specifies the circuit identification code (CIC) range and terminations.

Table Name: TRUNK

Table Containment Area: Call Agent

Command Types

Show, add, change, and delete

Examples

```
show trunk id=1; tgn-id=101;
add trunk cic-start=24; cic-end=46; tgn-id=100; mgw-id=mgw-isdn;
termination-prefix=S0/DS1-2/; termination-port-start=1; termination-port-end=23;INTF=1;

(SS7 example) add trunk cic-start=1; cic-end=24; tgn-id=2; mgw-id=c54005400_197;
termination-prefix=S0/DS1-2/; termination-port-start=1; termination-port-end=24;

(ISDN example) add trunk cic-start=1; cic-end=23; tgn-id=100; mgw-id=mgw-isdn;
termination-prefix=S0/DS1-0/; termination-port-start=1; termination-port-end=23;INTF=0;

change trunk id=1; tgn-id=101; term-id=tlch0; mgw-id=rgw1;
delete trunk cic-start=1; cic-end=24; tgn-id=101;
```


Usage Guidelines

Primary Key Token(s): tgn-id, id

Foreign Key Token(s): term-id, mgw-id, intf

Add Rules: term-id, mgw-id combination exists in the Termination::id table.

Change Rules: term-id, mgw-id combination exists in the Termination::id table.

Delete Rules: None.

Some of the fields in this table are generated by the system after the user enters certain token values:

- The trunk ID is generated beginning with cic-start and incrementing the trunk ID field until the trunk ID value reaches cic-end.
- If the termination-prefix token is used during provisioning, the term-id is generated by concatenating termination-prefix and termination-port-start value and incrementing the termination port number until the port number value reaches termination-port-end.
- If slot-start, slot-end, line-num-start, line-num-end, termination-port-start, and termination-port-end are specified during provisioning, the term-id is generated by concatenating slot-prefix (from the Media Gateway Profile table) with slot number, ds1-prefix (also from Media Gateway Profile table) with line-num, and termination port number.
- The B-channel number is created from the termination-port number.

**Note**

The cic-start, cic-end, termination-prefix, termination-port-start and termination-port-end tokens are not in the table as individual fields.

The user enters the following tokens in the add command:

- cic-start—Range: 0–9999 (1–4 numeric characters)
- cic-end—Range: 0–9999 (1–4 numeric characters)
- termination-prefix—Range: 1–32 ASCII characters
- termination-port-start—Range: 0–9999 (1–4 numeric characters) (Default = 1)
- termination-port-end—Range: 0–9999 (1–4 numeric characters) (Default = 24)
- mgw-id—VARCHAR(32): 1–32 ASCII characters
- tgn-id—Integer

Then the system generates the following:

| TRUNK ID | TERM-ID # |
|-------------|---|
| CIC-START | TERMINATION-PREFIX + TERMINATION-PORT-START |
| CIC-START+1 | TERMINATION-PREFIX + TERMINATION-PORT-START+1 |
| CIC-START+2 | TERMINATION-PREFIX + TERMINATION-PORT-START+2 |
| | |
| CIC-END-1 | TERMINATION-PREFIX + TERMINATION-PORT-END-1 |
| CIC-END | TERMINATION-PREFIX + TERMINATION-PORT-END |

**Note**

- (1) The user must enter the same quantity of CICs as termination-ports so that the system can assign each CIC to a termination port.
- (2) Up to 1000 trunk ids can be added with one add command.

Syntax Description

| | |
|-------------------------|---|
| * ID (System generated) | Primary key. Identifies the trunk ID. Constructed from the CIC start and CIC end tokens. INTEGER: any number greater than 0. |
| * TGN-ID (or * TG) | Primary key. Identifies the trunk group ID. This field can also be provisioned using TG instead of TGN-ID. The EMS looks up the TGN-ID based on the trunk group and provisions it. INTEGER: 1–99999999. |
| * TERM-ID | Foreign key: Termination table. Identifies the termination ID. This token can also be constructed from the termination-prefix, termination-port-start and termination-port-end tokens. Use as a combined key to the Termination table. VARCHAR(32): 1–32 ASCII characters. |
| * MGW-ID | Foreign key: Media Gateway, Termination tables. Identifies the media gateway. Use as a combined key to the termination table. VARCHAR(32): 1–32 ASCII characters. Note For announcements using equipment such as IPUnity, you need to configure the termination-prefix in the Media Gateway Profile table as ann/. The Cisco BTS 10200 Softswitch then sends ann/\$@<ivr-domain-name.net>. |
| AUTO-REFRESH | Specifies whether to display cached data on the screen. Valid only for the show command. CHAR(1): Y/N (Default = Y). Y—Queries the database for the most current data. N—Queries the database for the most current data only if the cached data is unavailable. |
| BCHAN | Mandatory if ISDN. The B-channel number for ISDN PRI. Required if NFAS ISDN PRI termination. INTEGER: 1–24. |
| DISPLAY | Specifies what token information to display on the screen. Valid only for the show command. VARCHAR(1024): 1–1024 (Default = all tokens are displayed). Permitted values are any valid token that can be shown for this command. Multiple tokens can be entered by separating with a comma. |
| DPC (System generated) | Mandatory if SS7. Destination point code. Automatically provisioned from the Trunk Group table. VARCHAR(16): 1–16 ASCII characters. |

| | |
|------------------------|--|
| INTF | Mandatory if ISDN. Foreign key: ISDN Interface table. Interface number. Required if NFAS ISDN PRI termination. INTEGER: 0–31 (Default = 0). |
| LIMIT | Specifies the number of rows to display on the screen. Valid only for the show command. INTEGER: 1–100000000 (Default = 100000000). Note The actual maximum number of rows displayed is currently lower than 100000000 due to software limitations. |
| LINE-NUM-END | Ending line number on the specified media gateway. If entered, EMS reads the line prefix from the Media Gateway Profile table to create the termination ID. INTEGER: 0–168. |
| LINE-NUM-START | Beginning line number on the specified media gateway. If entered, EMS reads the line prefix from the Media Gateway Profile table to create the termination ID. INTEGER: 0–168. |
| ORDER | Specifies whether to display data on the screen in a sorted order. Valid only for the show command. VARCHAR(1024): 1–1024 (Default = all rows are displayed). Permitted values are any valid token that can be shown for this command. Multiple tokens can be entered by separating with a comma. |
| SLOT-END | Ending slot number on the specified media gateway. If entered, EMS reads the slot prefix from the Media Gateway Profile table to create the termination ID. INTEGER: 0–28 numeric characters. |
| SLOT-START | Beginning slot number on the specified media gateway. If entered, EMS reads the slot prefix from the Media Gateway Profile table to create the termination ID. INTEGER: 0–28 numeric characters. |
| START-ROW | Specifies to begin displaying data on the screen at a specific row. Valid only for the show command. INTEGER: 1–100000000 (Default = 1). |
| TERMINATION-PORT-END | Ending termination port number. INTEGER: 1–24 (Default = 24). |
| TERMINATION-PORT-START | Beginning termination port number. INTEGER: 1–24 (Default = 1). |
| TERMINATION-PREFIX | Termination prefix. Used with a termination port number to create a termination ID. VARCHAR(32): 1–32 ASCII characters. |

Trunk Group

The Trunk Group (trunk-grp) table identifies the trunk group and maps it to the associated media gateway. [Table 2-7](#) indicates optional tokens that are required during provisioning based on the trunk group type.

The Cisco BTS 10200 Softswitch supports the following trunk group types: announcement, CAS, ISDN, SS7 and SOFTSW. The Trunk Group table defines common information based on the trunk group type. The Cisco BTS 10200 Softswitch supports announcement, CAS, ISDN, SS7 and SOFTSW trunk group profiles.

Table Name: TRUNK-GRP

Table Containment Area: Call Agent

Table 2-7 Required Tokens by Trunk Group

| Token | Values | Required Tokens |
|---------|--------|---|
| TG-TYPE | SOFTSW | SOFTSW-TSAP-ADDR, TG-PROFILE-ID, DIAL-PLAN-ID |
| | ISDN | ID, TG-PROFILE-ID, DIAL-PLAN-ID, TG-TYPE, POP-ID, GLARE, MGCP-PKG-TYPE For ISDN, GLARE must set to ALL and MGCP-PKG-TYPE must be set to T. |
| | SS7 | CALL-CTRL-ROUTE-ID, DPC, TG-PROFILE-ID, DIAL-PLAN-ID |
| | CAS | TG-PROFILE-ID, DIAL-PLAN-ID |
| | ANNC | None |

Table 2-7 *Required Tokens by Trunk Group (continued)*

| Token | Values | Required Tokens |
|-------|--------|--|
| | H323 | <p>H323-GW-ID, TG-PROFILE-ID</p> <p>If you specify the value H323 for the TG-TYPE token, you must provision the association between the trunk group and the H.323 gateway. However, you cannot provision the H.323 trunk group type and the H.323 gateway simultaneously. To provision an H.323 trunk group and H.323 gateway correctly, use the following sequence of commands:</p> <p>Establish the trunk group type as H.323 by using the TG-TYPE token in the Trunk Group table:</p> <pre>add trunk-grp tg-type=H323;</pre> <p>Establish the association between the H.323 gateway and the trunk group by using the TGN-ID token in the H.323 Gateway table:</p> <pre>add h323-gw tgn-id=<trunk group ID from the trunk group table>;</pre> <p>Establish the association between the specified trunk group and the H.323 gateway by using the H323-GW-ID token in the Trunk Group table.</p> <pre>change trunk-grp h323-gw-id=<H.323 gateway ID from the H.323 gateway table>;</pre> |

Command Types

Show, add, change, and delete

Examples

```
show trunk-grp id=101;
add trunk-grp id=101; call-agent-id=CA146; tg-type=ss7; dial-plan-id=tg-dp;
dpc=101-55-103; tg-profile-id=SS71; call-ctrl-route-id=ccr1;
change trunk-grp id=101; cost=200;
delete trunk-grp id=101;
```

Usage Guidelines

Primary Key Token(s): id

Foreign Key Token(s): call-agent-id, ani-digman-id, call-control-route-id, cause-code-map-id, dial-plan-id, dnis-digman-id, h323-gw-id, main-sub-id, pop-id, qos-id, sp-id, ani-screening-profile-id

Unique Key Token(s): softsw-tsap-addr+trunk-sub-grp, tg (Release 4.5)

Add Rules:

- ID exists in the carrier table; id exists in the subscriber table.
- DIAL-PLAN-ID is required except if tg-typ=ANNC or if main-sub-id is not equal to NULL.

Change Rules:

- Ensure that the id exists in the Subscriber table if entered; ensure the id exists in the Media Gateway table if entered.
- The DPC field cannot be changed.

Delete Rules:

- ID cannot exist in any subscriber::term-id; ID cannot exist in any trunk::term-id.
- ID cannot exist in any mlhg-terminal::term-id.
- Trunk group status must be OOS.

Transit Network Selection (TNS) Rules:

- If a call is interLATA and going to an access tandem (AT), the TNS parameter is sent. This is also known as direct distance, or domestic, dialing (DDD).
- If a call is international, the TNS parameter is sent.
- If a carrier ID is not assigned to a trunk group, the TNS parameter is sent.
- If a carrier ID is assigned to a trunk group, the TNS parameter is not sent.

Trunk/CIC Selection Rules

- Ascending—Whenever an outgoing call is needed, the Cisco BTS 10200 Softswitch always selects the trunk with the lowest available CIC. For example:
 - 3 trunks, CICs 1, 2 and 3
 - outgoing call A uses CIC 1
 - outgoing call B uses CIC 2 (call A has not released)
 - call A releases CIC 1
- outgoing call-C uses CIC 1 again since it is now available.
- Descending—the reverse of ascending. The highest available CIC is always selected.
- Cyclic Ascending (CASC)—when processing outgoing calls, the Cisco BTS 10200 Softswitch loops through all the trunks based on the ascending CIC sequence. For example:
 - 3 trunks, CICs 1, 2 and 3
 - outgoing call A uses CIC 1
 - outgoing call B uses CIC 2 (call A has not released)
 - call A releases CIC 1
 - outgoing call C uses CIC 3 even though CIC 1 is idle and available.
- Cyclic Descending (CDSC)—when processing outgoing calls, the Cisco BTS 10200 Softswitch loops through all the trunks based on the descending CIC sequence. For example:
 - 3 trunks, CICs 1, 2 and 3
 - outgoing call A uses CIC 3
 - outgoing call B uses CIC 2 (call A has not released)
 - call A releases CIC 3
 - outgoing call C uses CIC 1 even though CIC 3 is idle and available.

MGCP-PKG-TYPE/TG-TYPE Rules:

- If mgcp-pkg-type = DT | MS | MT | MO, then it is valid only for CAS tg-type.

- If mgcp-pkg-type = MO, then MF-OSS-TYPE in the Channel Associated Signaling Trunk Group Profile table is required.
- If mgcp-pkg-type = CISCO-TCL | ANNC-CABLE-LABS, then it is valid only for ANNC tg-type.
- Mgcp-pkg-type=line allowed only when tg-type=cas and the corresponding CAS Trunk Group Profile has sig-type=line. (Release 4.5)
- If mgcp-pkg-type=mt, then direction=IN. (Release 4.5)
- If mgcp-pkg-type=mo, then direction=OUT. (Release 4.5)
- If tg-type=ISDN; then glare=ALL.
- If tg-type=ISDN, the mgcp-pkg-type is T or IT.
- If tg-type=SS7, the mgcp-pkg-type is T or IT.
- If tg-type=CAS, the mgcp-pkg-type is one of DT, MS, MT, or MO.
- If tg-type=CAS; then glare=SLAVE.
- If tg-type=ANNC, the mgcp-pkg-type is either tcl-cisco or annc-cable-labs.
- If tg-type=SOFTSW | H323, the mgcp-pkg-type is NA.
- If sig-type in the cas-tg-profile=mf-oss, then the mgcp-pkg-type=MO.
- A trunk-sub-grp is allowed only if tg-type=softsw (Release 4.1 and 4.2) or H.323 (Release 4.2).

MO and MT Rules

- When configuring a trunk group, set the direction token to OUT when the MGCP-PKG-TYPE is MO.
- When configuring a trunk group, set the direction token to IN when the MGCP-PKG-TYPE is MT.


Syntax Description

| | |
|-------------------|--|
| * ID | Primary key. Trunk group number. INTEGER: 1-99999999. |
| * CALL-AGENT-ID | Foreign key: Call Agent table. Call Agent ID. Same as ID in Call Agent table. Not valid for the control or status command in Release 4.5.1. VARCHAR(8): 8 ASCII characters. Format is CAnnn or cannn where nnn = 001–999. 3 characters are reserved for Not Used use. |
| * TG-TYPE | Trunk group type. VARCHAR(6): 1–6 ASCII characters. Permitted values are: ANNC—Announcement. SOFTSW—Softswitch trunk group. CAS—Channel associated signaling. ISDN—Integrated Services Digital Network. SS7—Signaling System 7. H323—H.323 trunk group. |
| ALT-ROUTE-ON-CONG | Specifies whether to use an alternate route when there is traffic congestion. CHAR(1): Y/N (Default = N). Y—SKIP N—BLOCK |

| | |
|--|---|
| ANI-BASED-ROUTING | <p>Used when there are multiple subscribers homing on the same trunk group. The ANI is used to determine the subscriber ID associated with the call.</p> <p>CHAR(1): Y/N (Default = N).</p> <p>Y—Determine subscriber ID based on the ANI.</p> <p>N—Use normal routing.</p> |
| ANI-DIGMAN-ID | <p>Foreign key: Digman Profile table. ANI (calling party number) digit manipulation ID.</p> <p>VARCHAR(16): 1–16 ASCII characters.</p> |
| ANI-SCREENING (Release 4.2) | <p>Specifies to screen the call against the ANI if set.</p> <p>CHAR(1): Y/N (Default = N).</p> <p>N—Perform normal routing.</p> <p>Y—Determine the subscriber ID based on the ANI Screening table.</p> |
| ANI-SCREENING-PROFILE-ID (Release 4.2) | <p>Foreign key: ANI Screening Profile table. ANI screening profile id.</p> <p>VARCHAR(16): 1–16 ASCII characters.</p> |
| AUTO-REFRESH | <p>Specifies whether to display cached data on the screen. Valid only for the show command.</p> <p>CHAR(1): Y/N (Default = Y).</p> <p>Y—Queries the database for the most current data.</p> <p>N—Queries the database for the most current data only if the cached data is unavailable.</p> |
| CALL-CTRL-ROUTE-ID | <p>Mandatory if tg-type = SS7. Foreign key: Call Control Route table. The Call Control Route ID.</p> <p>VARCHAR(16): 1–16 ASCII characters.</p> <p>Note This token cannot be changed.</p> |
| CARRIER-ID | <p>Carrier ID if direct trunk group to a carrier. Used during incoming call processing. Same as carrier-id in Carrier table.</p> <p>CHAR(4): 4 numeric characters—leading zeros count.</p> |
| CAUSE-CODE-MAP-ID | <p>Foreign key: Cause Code Map table. The cause code map ID.</p> <p>VARCHAR(16): 1–16 ASCII characters.</p> |
| CLLI | <p>Common Language Location Identifier for the remote switch.</p> <p>CHAR(11): Eleven ASCII characters.</p> |
| COST | <p>Relative cost value; used if TG selection is based on least cost routing (LCR).</p> <p>SMALLINT: 0–999.</p> |
| DEFAULT-CHG | <p>Default charge number.</p> <p>VARCHAR(16): 1–16 numeric digits.</p> |
| DEL-DIGITS | <p>Specifies the number of digits to delete.</p> <p>SMALLINT: 0–14 numeric characters. (Default = 0).</p> |
| DESCRIPTION (EMS-only field) | <p>Described by the service provider.</p> <p>VARCHAR(64): 1–64 ASCII characters.</p> |

| | |
|------------------------------------|---|
| DIAL-PLAN-ID | <p>Foreign key: Dial Plan table. Specifies which dial plan ID to use. For trunk groups with a Main subscriber ID (CAS, ISDN), the Call Agent uses the dial-plan-id assigned to the trunk group (if available), else it uses the dial-plan-id assigned to the subscriber profile.</p> <p>VARCHAR(16): 1–16 ASCII characters.</p> |
| DIRECTION | <p>Direction of the trunk group. Can be incoming only, outgoing only, or both incoming and outgoing. If bothway, the glare parameter is required.</p> <p>VARCHAR(4): 1–4 ASCII characters. Permitted values are:</p> <p>BOTH (Default)—Bothway trunk group (used for both incoming and outgoing calls).</p> <p>OUT—Used for outgoing calls only.</p> <p>IN—Used for incoming calls only.</p> |
| DISPLAY | <p>Specifies what token information to display on the screen. Valid only for the show command.</p> <p>VARCHAR(1024): 1–1024 (Default = all tokens are displayed). Permitted values are any valid token that can be shown for this command. Multiple tokens can be entered by separating with a comma.</p> |
| DNIS-DIGMAN-ID | <p>Foreign key: Digman Profile table. DNIS (called party number) digit manipulation ID.</p> <p>VARCHAR(16): 1–16 ASCII characters.</p> |
| DPC | <p>Not provisionable. Mandatory if tg-type=SS7. Destination Point Code if SS7. The DPC is automatically provisioned from the call-ctrl-route-id.</p> <p>VARCHAR(16): 1–16 ASCII characters.</p> |
| EARLY-BKWD-MSG-TMR (Release 4.4.1) | <p>Specifies the amount of time, in seconds, for the Early Backward Message timer. Applies only if send-early-bkwd-msg=Y.</p> <p>INTEGER: 0–30 (Default = 5).</p> <p>Note Valid only for ANSI variant. Setting has no effect for other SS7 variants.</p> |
| GLARE | <p>Used in bothway trunks. Defines how to resolve a glare condition—a bothway (simultaneous) trunk seizure. For example, an incoming and an outgoing call on the same endpoint.</p> <p>For ISDN trunk groups, glare <i>must</i> be set to ALL. Setting glare to SLAVE can cause CIC/trunk instability.</p> <p>VARCHAR(5): 1–5 ASCII characters. Permitted values are:</p> <p>SLAVE (Default)—This trunk group yields any trunk in glare condition.</p> <p>ALL—This trunk group is master of all trunks.</p> <p>EVEN—This trunk group is master of even numbered trunks.</p> <p>ODD—This trunk group is master of odd numbered trunks.</p> <p>PC—Not used. Point code driven. In the absence of an overriding control assignment (such as all or none), the SPCS with the higher assigned signaling point code controls the even numbered circuits, and the SPCS with the lower signaling point code controls the odd-numbered circuits.</p> |

| | |
|-------------------------------------|---|
| H323-GW-ID | <p>Mandatory if tg-type=h323. Foreign key: H.323 Gateway table. Specifies the gateway ID for this trunk group.</p> <p>VARCHAR(16): 1–16 ASCII characters.</p> |
| LIMIT | <p>Specifies the number of rows to display on the screen. Valid only for the show command.</p> <p>INTEGER: 1–100000000 (Default = 100000000).</p> <p>Note The actual maximum number of rows displayed is currently lower than 100000000 due to software limitations.</p> |
| LOCAL-CLLI | <p>The CLI for the local switch.</p> <p>VARCHAR(11): 1–11 ASCII characters.</p> |
| MAIN-SUB-ID | <p>Foreign key: Subscriber table. Used for PBX subscribers.</p> <p>VARCHAR(30): 1–30 ASCII characters.</p> |
| MGCP-PKG-TYPE | <p>Determines the MGCP Package type for the announcement server.</p> <p>VARCHAR(16): 1–16 ASCII characters. Permitted values are:</p> <p>NA—(Default) For SIP and H.323 trunk groups.</p> <p>ANNC-CABLE-LABS—Announcement signaling type based on the Cable Labs package.</p> <p>AUTO—Used for CAS signaling on a combined trunk group (not supported).</p> <p>DT—DTMF package.</p> <p>IT—ISUP trunk package.</p> <p>LINE—Line package used for Test Line Access.</p> <p>MD—MF FGD package (Release 4.5) (Not supported).</p> <p>MO—MF operator trunks.</p> <p>MS—MF package.</p> <p>MT—MF terminating package.</p> <p>TCL-CISCO (Default)—Announcement signaling type for the Cisco AS5350/AS5400.</p> <p>T—Trunk package.</p> |
| NUM-OF-TRUNKS (System generated) | <p>Not provisionable. EMS provisions this field when trunks are provisioned for this trunk group.</p> <p>SMALLINT: 1–9999.</p> |
| OPER-STATUS | <p>Operational status.</p> <p>VARCHAR(5). Permitted values are:</p> <p>NF (Default)—Nonfaulty.</p> <p>FA—Faulty.</p> <p>NF-RB—Nonfaulty remotely blocked.</p> <p>FA-RB—Faulty remotely blocked.</p> |

| | |
|--|---|
| ORDER | <p>Specifies whether to display data on the screen in a sorted order. Valid only for the show command.</p> <p>VARCHAR(1024): 1–1024 (Default = all rows are displayed). Permitted values are any valid token that can be shown for this command. Multiple tokens can be entered by separating with a comma.</p> |
| PERFORM-LNP-QUERY (Release 4.5) | <p>Specifies whether to perform an LNP query. This token applies only to incoming calls (for ITU local LNP, when the LNP Profile lnp-db-type is RN).</p> <p>CHAR(1): Y/N (Default = N).</p> <p>Y—Perform an LNP Query if required based on the LNP Profile table and the acq-lnp-query token in the Destination table. This applies to both LNP Types: ACQ and QOR. Set this token to Y when the remote switch is not LNP-capable.</p> <p>N—An LNP query is not required as originating switch is LNP-capable or LNP is not required.</p> |
| PFX-DIGITS | <p>Specifies what digits to prefix. Digits are prefixed after the specified number of digits are deleted.</p> <p>VARCHAR(10): 1–10 ASCII characters.</p> |
| POP-ID | <p>Foreign key: POP table. Defines the number of POPs in a Call Agent; used for incoming trunk groups.</p> <p>VARCHAR(16): 1–16 ASCII characters.</p> |
| QOS-ID | <p>Foreign key: QOS table. Specifies whether or not to use QOS index for codec selection.</p> <p>VARCHAR(16): 1–16 ASCII characters.</p> |
| <div style="display: flex; align-items: center;"> <div style="text-align: center; margin-right: 10px;">  <p>Caution</p> </div> <div> <p>This token must be provisioned to match the qos-id for the trunk in the Quality of Service table. If two MGWs are involved in a call, there are additional QoS requirements applicable for the trunk groups on each MGW. See the hptime and lptime token descriptions in the Quality of Service table.</p> </div> </div> | |
| REGION | <p>Region of the incoming trunk group.</p> <p>VARCHAR(16): 1–16 ASCII characters.</p> |
| REMOTE-SWITCH-LRN | <p>LRN of the previous switch used for billing.</p> <p>VARCHAR(10): 1–10 numeric digits, in the format NPA-NXX-XXXX. (Default = 0).</p> |
| SCRIPT-SUPP (Release 4.5) | <p>Specifies whether the script package is supported by the trunk group. Used for prepaid service.</p> <p>CHAR(1): Y/N (Default = N).</p> |

| | |
|-------------------------------------|--|
| SEL-POLICY | <p>Trunk selection policy. Control the Call Agent out-of-service, then in-service, after changing the selection policy. Then verify that the selection policy is changed.</p> <p>VARCHAR(4): 1–4 ASCII characters. Permitted values are:</p> <p>ASC (Default)—Select trunks in ascending order. When trunks are released, they are released at the top of the queue. When a new trunk is selected, the lower number trunk (CIC) is selected.</p> <p>CASC—Cyclic ascending. Select trunks in ascending order. When trunks are released, they are released at the end of the list, so when a new trunk is selected, the next higher trunk (CIC) is selected.</p> <p>CDSC—Cyclic descending. Select trunks in descending order. When trunks are released, they are released at the end of the list, so when a new trunk is selected, the next lower trunk (CIC) is selected.</p> <p>DSC—Select trunks in descending order. When trunks are released, they are released at the top of the queue. When a new trunk is selected, the higher number trunk (CIC) is selected.</p> <p>EVEN—Select the least recently used even-numbered trunks.</p> <p>LRU—Select the least recently used trunk.</p> <p>MRU—Not used. Select the most recently used trunk.</p> <p>ODD—Select the least recently used odd-numbered trunks.</p> <p>RAND—Not used. Select a trunk randomly.</p> <p>Note When setting ISDN PRI trunk groups to have a CIC selection policy as ASC the first round of calls will always use the last CIC for the first round of calls. It will then start with the first.</p> <p>When setting ISDN PRI trunk groups to have a CIC selection policy as DSC, the first round of calls uses CIC1, then CIC15-23. It will then start with the last.</p> |
| SEND-EARLY-BKWD-MSG (Release 4.4.1) | <p>Specifies whether to start the Early Backward Message timer.</p> <p>CHAR(1): Y/N (Default = N).</p> <p>Y—Start early backward message timer. An early message is sent when it expires.</p> <p>N—Do not start early backward message timer.</p> <p>Note Valid only for ANSI variant. Setting has no effect for other SS7 variants.</p> |
| SEND-RDN-AS-CPN (Release 4.2) | <p>Use when a call is forwarded and call routing is to the PSTN where Calling Party Number Screening is performed. If redirecting number information is available, the Cisco BTS 10200 Softswitch overwrites the calling party number with RDN. Otherwise, if Original Called number information is available, the Cisco BTS 10200 Softswitch overwrites the calling party number with the OCN.</p> <p>CHAR(1): Y/N (Default = N).</p> |

| | |
|-----------------------------------|---|
| SIGNAL-PORTED-NUMBER | <p>Used for local number portability (LNP) when the next switch does not support LNP. The local routing number (LRN) from the called party number is removed and the called party number parameter is filled with the called party number from GAP. The translated bit (M-bit) is also reset.</p> <p>CHAR(1): Y/N (Default = N).</p> <p>Y—Send IAM without GAP.</p> <p>N—Send GAP.</p> |
| SOFTSW-TSAP-ADDR | <p>Mandatory if tg-type=softsw. Unique key between softsw-tsap-addr+trunk-sub-grp. TSAP address of the softswitch if tg-type=softsw. Different ports should be used if multiple trunk groups to the same softswitch are supported.</p> <p>VARCHAR(64): 1–64 ASCII characters. Domain names cannot begin with a number.</p> |
| SP-ID | <p>Foreign key: Service Provider table. The service provider ID.</p> <p>VARCHAR(16): 1–16 ASCII characters.</p> |
| START-ROW | <p>Specifies to begin displaying data on the screen at a specific row. Valid only for the show command.</p> <p>INTEGER: 1–100000000 (Default = 1).</p> |
| STATUS (Not provisionable) | <p>Status of the trunk group. Valid only for the show command. Can be updated using the Call Agent commands in Chapter 10, “Maintenance and Administration of System Component Commands.”</p> <p>VARCHAR(25): 1–25 ASCII characters.</p> |
| STATUS-MONITORING (Release 4.4.1) | <p>Trunk Group Status Monitoring Indicator. Determines whether a trunk group is monitored whenever call failures resulting from timeouts occur.</p> <p>CHAR(1): Y/N (Default = N).</p> <p>Note If set to Y, and trunk-grp type is SIP or SIPT, an options request is periodically sent over the trunk to determine the status of the trunk.</p> |
| TG (Release 4.5) | <p>Unique key. ASCII name for the trunk group.</p> <p>VARCHAR(20): 1–20 ASCII characters.</p> |
| TG-PROFILE-ID | <p>Mandatory if tg-type=annc. The trunk group profile ID.</p> <p>VARCHAR(16): 1–16 ASCII characters.</p> |
| TRAFFIC-TYPE | <p>Specifies the type of traffic carried over this trunk group. It is required for incoming and bothway trunk groups. If it is not specified, the Call Agent defaults to <i>local</i>.</p> <p>VARCHAR(8): 1–8 ASCII characters. Permitted values are:</p> <p>LOCAL (Default)—Local incoming trunk group.</p> <p>PBX—Not used. Incoming PBX trunk group (for ISDN and CAS), DAL, and so forth.</p> <p>TANDEM—Incoming local/tandem trunk group. Calls are allowed to a tandem trunk.</p> <p>USER—Cisco BTS 10200 acts as a user side (PBX) toward the network.</p> |

| | |
|-------------------------------------|--|
| TRUNK-SUB-GRP | <p>Unique key: softsw-tsap-addr+trunk-sub-grp. Identifies a specific trunk group when multiple trunk groups exist between a Cisco BTS 10200 Softswitch and another softswitch.</p> <p>VARCHAR(64): 1–64 ASCII characters.</p> <p>Note As of Release 4.2, H.332 trunk groups are supported by this token.</p> |
| VOICE-INFO-TRANSFER-CAP | <p>Information sent in the forward direction indicating the type of transmission medium required for the connection.</p> <p>VARCHAR(16): 1–16 ASCII characters. Permitted values are:</p> <p>AUTO (Default)—Same as configured or received for the incoming leg/ SPEECH—If voice call, override with Speech.</p> <p>3POINT1KHZ-AUDIO—If voice call, override with 3.1 KHz audio.</p> |
| VOICE-LAYER1-USERINFO (Release 4.5) | <p>Specifies the voice encoding codec to use for a call.</p> <p>VARCHAR(16): 1–16 ASCII characters. Permitted values are:</p> <p>AUTO (Default)—Same as configured or received for incoming leg. G711-ULAW—Use the G711 µLaw codec. G711-ALAW—Use the A-Law codec.</p> <p>Note Use this token to switch between a-law and u-law voice encoding.</p> |

Trunk Group Service Profile

The Trunk Group Service Profile (trunk-grp-service-profile) table links a trunk group to services.

Table Name: TRUNK-GRP-SERVICE-PROFILE

Table Containment Area: Call Agent, Tandem Feature Server

Command Types

Show, add, change, and delete

Examples

```
show trunk-grp-service-profile tgn-id=101; service-id= 2;
add trunk-grp-service-profile tgn-id=101; service-id= 2; priority=1
change trunk-grp-service-profile tgn-id=101; service-id= 2; priority=2
delete trunk-grp-service-profile tgn-id=101; service-id= 2;
```

Usage Guidelines

Primary Key Token(s): tgn-id, service-id

Foreign Key Token(s): tgn-id, service-id

Add Rules: None.

Change Rules: None.

Delete Rules: None.

Syntax Description

| | |
|--------------------|---|
| * TGN-ID (or * TG) | <p>Primary key. Foreign key: Trunk Group table. Trunk group ID. This field can also be provisioned using tg instead of tgn-id. The EMS looks up the tgn-id based on the trunk group and then provisions it.</p> <p>INTEGER: 1–99999999.</p> |
| * SERVICE-ID | <p>Primary key. Foreign key: Service table. The number of service-ids that can be assigned to a trunk-grp is limited to 50. Must match valid service-id in the Service table.</p> <p>VARCHAR(16): 1–16 ASCII characters.</p> |
| AUTO-REFRESH | <p>Specifies whether to display cached data on the screen. Valid only for the show command.</p> <p>CHAR(1): Y/N (Default = Y).</p> <p>Y—Queries the database for the most current data.</p> <p>N—Queries the database for the most current data only if the cached data is unavailable.</p> |
| DISPLAY | <p>Specifies what token information to display on the screen. Valid only for the show command.</p> <p>VARCHAR(1024): 1–1024 (Default = all tokens are displayed). Permitted values are any valid token that can be shown for this command. Multiple tokens can be entered by separating with a comma.</p> |
| LIMIT | <p>Specifies the number of rows to display on the screen. Valid only for the show command.</p> <p>INTEGER: 1–100000000 (Default = 100000000).</p> <p>Note The actual maximum number of rows displayed is currently lower than 100000000 due to software limitations.</p> |
| ORDER | <p>Specifies whether to display data on the screen in a sorted order. Valid only for the show command.</p> <p>VARCHAR(1024): 1–1024 (Default = all rows are displayed). Permitted values are any valid token that can be shown for this command. Multiple tokens can be entered by separating with a comma.</p> |
| PRIORITY | <p>Priority is used if there are multiple services assigned to a trunk group. The service with higher priority is processed first before the service with a lower priority. Priority 1 is the highest.</p> <p>SMALLINT: 1–10 (Default = 1).</p> |
| START-ROW | <p>Specifies to begin displaying data on the screen at a specific row. Valid only for the show command.</p> <p>INTEGER: 1–100000000 (Default = 1).</p> |



CHAPTER 3

Routing Provisioning

Revised: July 24, 2009, OL-3743-42

This chapter describes the Call Agent Routing Provisioning commands and their associated tables.



Note

In this chapter, an asterisk preceding a token name means the token is mandatory. A token without an asterisk is optional.

Call Subtype (Release 4.5)

The Call Type (call-type) table contains the valid call types supported by the Call Agent. It is not provisionable. Only the show command is valid. Specific call-subtypes are linked to a call-type in the Destination table.

Table Name: CALL-SUBTYPE

Table Containment Area: EMS

Command Types

Show

Examples

```
show call-subtype;
```

Usage Guidelines

Primary Key Token(s): call-type, call-subtype

Foreign Key Token(s): call-type

Add Rules: None.

Change Rules: None.

Delete Rules: None.

| | | |
|--------------------|--------------|--|
| Syntax Description | * CALL-TYPE | Primary key. Foreign key: Call Type table. The alpha numeric call type. VARCHAR(16): 1–16 ASCII characters. |
| | CALL-SUBTYPE | Primary key. The subcategory of call type for the dialed digits. VARCHAR(16): 1–16 ASCII characters. (Default = none). See Table 3-1 for valid CALL-SUBTYPE values. |
| | AUTO-REFRESH | Specifies whether to display cached data on the screen. Valid only for the show command. CHAR(1): Y/N (Default = Y). Y—Queries the database for the most current data. N—Queries the database for the most current data only if the cached data is unavailable. |
| | DESCRIPTION | Service provider-defined description. VARCHAR(256): 1–256 ASCII characters. |
| | DISPLAY | Specifies what token information to display on the screen. Valid only for the show command. VARCHAR(1024): 1–1024 (Default = all tokens are displayed). Permitted values are any valid token that can be shown for this command. Multiple tokens can be entered by separating with a comma. |
| | LIMIT | Specifies the number of rows to display on the screen. Valid only for the show command. INTEGER: 1–100000000 (Default = 100000000). Note The actual maximum number of rows displayed is currently lower than 100000000 due to software limitations. |
| | ORDER | Specifies whether to display data on the screen in a sorted order. Valid only for the show command. VARCHAR(1024): 1–1024 (Default = all rows are displayed). Permitted values are any valid token that can be shown for this command. Multiple tokens can be entered by separating with a comma. |
| | START-ROW | Specifies to begin displaying data on the screen at a specific row. Valid only for the show command. INTEGER: 1–100000000 (Default = 1). |

[Table 3-1](#) lists the valid call subtypes with their associated call type.

Table 3-1 Valid Call Subtypes

| Call Subtype | Call Type |
|--------------|-----------|
| AMBULANCE | EMG |
| FIRE | |
| NONE | |
| POLICE | |

Table 3-1 **Valid Call Subtypes (continued)**

| Call Subtype | Call Type |
|----------------|-----------|
| AIRLINES | INFO |
| NONE | |
| RAILWAYS | |
| TIME | |
| TRAFFIC | |
| TW | |
| WEATHER | |
| NLB-LINE-TEST | TEST-CALL |
| NCT-LINE-TEST | |
| NLB-TRUNK-TEST | |
| NCT-TRUNK-TEST | |
| TEST-ROUTE | |
| NONE | |
| LB-TEST | |

Call Type

The Call Type (call-type) table contains the valid call types supported by the Call Agent. It is not provisionable. Only the show command is valid.

Table Name: CALL-TYPE

Table Containment Area: EMS only

Command Types

Show

Examples

```
show call-type;
```

Usage Guidelines

Primary Key Token(s): call-type

Syntax Description

* CALL-TYPE Primary key. Alphanumeric call type.

 VARCHAR(16): 1–16 ASCII characters. Permitted values are:

 500—Service access code 500, use carrier to route the call.

 700—700 SAC call-route via PIC or dialed CAC.

 900—Service access code 900, use carrier to route the call.

 976—Information service calls.

AIRLINES—Airlines Information and Reservation.

AMBULANCE—Ambulance service call.

ANA—Automatic number announcement. (Release 4.5)

ATTENDANT—Call to a Centrex attendant.

BLV—Busy line verification call.

BUSINESS—811 call to business office.

CARRIER—OPERATOR—101xxxx+0-, or 00(PIC) call.

CUT-THRU—Call to user-dialed access code (101xxxx+#).

DA—411, NPA-555-12121 call to directory assistance.

DA-TOLL—1+411, 1+NPA-555-1212 toll call to directory assistance.

EMG—911 emergency calls.

EXTENSION—Call to another extension within a business group.

FIRE—Fire department call.

INFO—Same as 976.

INTERLATA—InterLATA call that uses PIC or dialed CAC.

INTL—International call.

INTL-OPR—International operator call.

INTL-WZ1—Calls within NANP but outside of calling country

INVALID—Partial dialed digits that time out.

LB-TEST—Loopback test call (108 test line).

LOCAL—7-digit or 10-digit nontoll call.

LRN—Calls routed by way of Local Routing Number.

MOBILE—Calls to a mobile network. (Release 4.5)

NAS—Network access server call.

NAT-OPR—National operator assisted calls.

NATIONAL—Call within the United States, use LSA Use LSA and LATA tables to determine if local, toll or destination call. See the *Cisco BTS 10200 Softswitch Provisioning Manual* for more information.

NONE—No call type was provisioned into the Cisco BTS 10200 or the given dialing pattern. No data available regarding call type.

NON-EMG—311 Civic service call.

NULL—Service activation, deactivation, or interrogation call.

OPERATOR—0—call.

PCS—Call to personal communications services line. For service access code 500 use the carrier to route the call.

POLICE—Police service call.

PREMIUM—Same as 900.

RAILWAYS—Railways Information and Reservation

RELAY—711 relay call.

REPAIR—611 repair call.

SPEED-DIAL—Speed-dial call.

SVC-CODE—Generic service code call type. Use when no other call types apply.

TANDEM—Tandem call between a CA and the next switch or CA.

TEST-CALL—Test call dialed as: 958/959-xxxx or 1xx.

TIME—Time service call.

TOLL—1+NPA-xxx-xxxx IntraLATA toll call.

TOLL-FREE—8NN toll-free call (800, 888, 877, 866, 855).

TRAFFIC—Traffic service call.

TW—Time and weather call.

UAN—Universal access number.

VACANT—Call attempted to an NPA/DN that is currently unassigned.

WEATHER—Weather service call.

| | |
|--------------|---|
| AUTO-REFRESH | <p>Specifies whether to display cached data on the screen. Valid only for the show command.</p> <p>CHAR(1): Y/N (Default = Y).</p> <p>Y—Queries the database for the most current data.</p> <p>N—Queries the database for the most current data only if the cached data is unavailable.</p> |
| DESCRIPTION | <p>Service provider-defined description.</p> <p>VARCHAR(256): 1–256 ASCII characters.</p> |
| DISPLAY | <p>Specifies what token information to display on the screen. Valid only for the show command.</p> <p>VARCHAR(1024): 1–1024 (Default = all tokens are displayed). Permitted values are any valid token that can be shown for this command. Multiple tokens can be entered by separating with a comma.</p> |
| LIMIT | <p>Specifies the number of rows to display on the screen. Valid only for the show command.</p> <p>INTEGER: 1–100000000 (Default = 100000000).</p> <p>Note The actual maximum number of rows displayed is currently lower than 100000000 due to software limitations.</p> |
| ORDER | <p>Specifies whether to display data on the screen in a sorted order. Valid only for the show command.</p> <p>VARCHAR(1024): 1–1024 (Default = all rows are displayed). Permitted values are any valid token that can be shown for this command. Multiple tokens can be entered by separating with a comma.</p> |
| START-ROW | <p>Specifies to begin displaying data on the screen at a specific row. Valid only for the show command.</p> <p>INTEGER: 1–100000000 (Default = 1).</p> |

Call Type Profile (Release 4.5)

The Call Type Profile (call-type-profile) table defines the Call Type properties supported by the Cisco BTS 10200 Softswitch. Provision this table if the ALL-CALL-QUERY flag in the LNP-PROFILE table is set to Y and the ACQ-LNP-QUERY token in the Destination table is set to ACQ-BASED-ON-CALL-TYPE.

Table Name: CALL-TYPE-PROFILE

Table Containment Area: Call Agent

Command Types

Show, add, change and delete

Examples

```
show call-type-profile;
add call-type-profile call-type=mobile; lnp-query=y;
change call-type-profile call-type=mobile; lnp-query=n;
delete call-type-profile call-type=mobile;
```

Usage Guidelines

Primary Key Token(s): call-type;

Add Rules: None.

Change Rules: None.

Delete Rules: None.

Syntax Description

| | |
|--------------|--|
| * CALL-TYPE | Primary key. Foreign key: Call Type table. The call type. The valid call types are defined in the Call Type table. VARCHAR(16): 1–16 ASCII characters. |
| AUTO-REFRESH | Specifies whether to display cached data on the screen. Valid only for the show command. CHAR(1): Y/N (Default = Y). Y—Queries the database for the most current data. N—Queries the database for the most current data only if the cached data is unavailable. |
| DISPLAY | Specifies what token information to display on the screen. Valid only for the show command. VARCHAR(1024): 1–1024 (Default = all tokens are displayed). Permitted values are any valid token that can be shown for this command. Multiple tokens can be entered by separating with a comma. |
| LIMIT | Specifies the number of rows to display on the screen. Valid only for the show command. INTEGER: 1–100000000 (Default = 100000000). Note The actual maximum number of rows displayed is currently lower than 100000000 due to software limitations. |

| | |
|-----------|--|
| LNP-QUERY | <p>Specifies whether to perform an LNP query on the call type. Applies only if the all-call-query token in the LNP Profile table is set to Y and the acq-lnp-query token in the Destination table is set to acq-based-on-call-type.</p> <p>CHAR(1): Y/N (Default = Y)</p> <p>Y—Perform an LNP query.</p> <p>N—Do not perform an LNP query.</p> |
| ORDER | <p>Specifies whether to display data on the screen in a sorted order. Valid only for the show command.</p> <p>VARCHAR(1024): 1–1024 (Default = all rows are displayed). Permitted values are any valid token that can be shown for this command. Multiple tokens can be entered by separating with a comma.</p> |
| START-ROW | <p>Specifies to begin displaying data on the screen at a specific row. Valid only for the show command.</p> <p>INTEGER: 1–100000000 (Default = 1).</p> |

Carrier

The Carrier (carrier) table defines the characteristics and capabilities supported by interLATA carriers, intraLATA carriers, international carriers, and provides routing information.



Note

LATA stands for local access transport area. It is predefined by geographical area.

Table Name: CARRIER

Table Containment Area: Call Agent

Command Types

Show, add, change, and delete

Examples

```
show carrier id=2042;
add carrier id=2042;
change carrier id=0288; inter=n;
delete carrier id=2042;
```

Usage Guidelines

Primary Key Token(s): id

Foreign Key Token(s): route-guide-id, sp-id

Add Rules: carrier id cannot exist.

Change Rules: carrier id must exist.

Delete Rules: carrier id must exist.

Syntax Description

| | |
|---|--|
| * ID | Primary key. Carrier identification number. CHAR(4): 4 numeric characters: XXXX. |
| AUTO-REFRESH | Specifies whether to display cached data on the screen. Valid only for the show command. CHAR(1): Y/N (Default = Y). Y—Queries the database for the most current data. N—Queries the database for the most current data only if the cached data is unavailable. |
| CASUAL | Specifies whether the carrier supports 101XXXX calls. Carrier provides. CHAR(1): Y/N (Default = Y). |
| CUT-THRU | Specifies whether the carrier supports 101XXX# calls. With this type of call, the called number is not dialed. Carrier provides. CHAR(1): Y/N (Default = Y). |
| DESCRIPTION (EMS-only field) | Service provider-defined description. VARCHAR(64): 1–64 ASCII characters. |
| DISPLAY | Specifies what token information to display on the screen. Valid only for the show command. VARCHAR(1024): 1–1024 (Default = all tokens are displayed). Permitted values are any valid token that can be shown for this command. Multiple tokens can be entered by separating with a comma. |
| INTER | Identifies whether the carrier supports interLATA (long-distance) calls. CHAR(1): Y/N (Default = Y). |
| INTL | Specifies whether the carrier supports international calls. Carrier provides. CHAR(1): Y/N (Default = N). |
| INTRA | Identifies whether the carrier supports intraLATA (toll) calls. Carrier provides. CHAR(1): Y/N (Default = N). |
| LIMIT | Specifies the number of rows to display on the screen. Valid only for the show command. INTEGER: 1–100000000 (Default = 100000000). Note The actual maximum number of rows displayed is currently lower than 100000000 due to software limitations. |
| LNP-QUERY (Not supported for North America—supported for ITU local LNP) (Release 4.5) | Specifies whether the Cisco BTS 10200 Softswitch performs an LNP Query before routing the call using a carrier. CHAR(1): Y/N (Default = N). |
| OP-SERVICES | Specifies whether the carrier supports operator services. Carrier provides. CHAR(1): Y/N (Default = Y). |

| | |
|----------------|---|
| ORDER | <p>Specifies whether to display data on the screen in a sorted order. Valid only for the show command.</p> <p>VARCHAR(1024): 1–1024 (Default = all rows are displayed). Permitted values are any valid token that can be shown for this command. Multiple tokens can be entered by separating with a comma.</p> |
| ROUTE-GUIDE-ID | <p>Foreign key: Route Guide table. Defines the routing data for the carrier. Must match ID in the Route Guide table.</p> <p>VARCHAR(16): 1–16 ASCII characters.</p> |
| SEND-CN | <p>Send charge number. Specifies whether the carrier requires sending a charge number; used when the charged number is different from the calling number. For example, collect calls. Also specifies whether the type of line that is making the call (OLI: originating line information) must be sent to the carrier. Carrier provides.</p> <p>CHAR(1): Y/N (Default = N)</p> <p>Note Set this token to Y to send the charge number when the billing DN is different from the DN in the Subscriber table and you are using PIC routing.</p> |
| SEND-CSP | <p>Specifies whether the carrier selection parameter must be sent to the carrier. The CSP identifies how the call was dialed for that carrier—PIC, Casual, Casual-same-as-PIC, and so forth.</p> <p>CHAR(1): Y/N (Default = N).</p> |
| SP-ID | <p>Foreign key: Service Provider table. Service provider ID associated with a carrier. If the SP-ID is not null, the routing information from the service provider table is used. If the SP-ID is null, then the use-dial-plan flag is checked for routing instructions.</p> <p>VARCHAR(16): 1–16 ASCII characters.</p> |
| START-ROW | <p>Specifies to begin displaying data on the screen at a specific row. Valid only for the show command.</p> <p>INTEGER: 1–100000000 (Default = 1).</p> |
| STATUS | <p>Status of the carrier.</p> <p>CHAR(3): 1–3 ASCII characters. Permitted values are:</p> <p>OOS (Default)—Out-of-Service.</p> <p>INS—In-Service.</p> |
| USE-DIAL-PLAN | <p>Specifies whether to use the route guide defined in the Dial Plan table or the route guide defined in the Carrier table. This token is used when the local service provider is also the long-distance service provider. See the <i>Cisco BTS 10200 Softswitch Provisioning Manual</i> for information concerning routing impact.</p> <p>CHAR(1): Y/N (Default = N).</p> <p>Y—Use route guide defined in the Dial Plan table.</p> <p>N—Use route guide defined in the Carrier table.</p> |

Circuit Code

The Circuit Code (circuit-code) table defines the circuit code value for the transit network selection (TNS) parameter. The circuit code value is defined based on the line, class of service, and call type. Special circuit code values are assigned to calls from coin or hotel motel lines. If special circuit code values are not required, the default circuit code values are based on the call type sent.

Table Name: CIRCUIT-CODE

Table Containment Area: Call Agent

Command Types

Show, add, change, and delete

Examples

```
show circuit-code tgn-id=101;
add circuit-code tgn-id=101; nat-cc=9; opr-cc=14; nat-opr-cc=14; sac-cc=9; da-cc=9;
toll-free-cc=15; intl-cc=1; intl-opr-cc=2; coin-cc=13; hm-cc=13;
change circuit-code tgn-id=101; toll-free-cc=9;
delete circuit-code tgn-id=101;
```

Usage Guidelines

Primary Key Token(s): tgn-id

Foreign Key Token(s): tgn-id

Add Rules: tgn-id must exist in the Trunk Group table.

Change Rules: None.

Delete Rules: None.

Syntax Description

| | |
|--------------------|---|
| * TGN-ID (or * TG) | Primary key. Foreign key: Trunk Group table. Trunk group ID. This field can also be provisioned using tg instead of tgn-id. The EMS looks up the tgn-id based on the trunk group and then provisions it. INTEGER: 1–999999999. |
| * NAT-CC | 1+ call. SMALLINT: 0–15. |
| * OPR-CC | 0-, 00 operator call. SMALLINT: 0–15. |
| * NAT-OPR-CC | 0+ call. SMALLINT: 0–15. |
| * SAC-CC | SAC call (500, 700, 900). SMALLINT: 0–15. |
| * DA-CC | Directory assistance (DA, DA-TOLL). SMALLINT: 0–15. |
| * TOLL-FREE-CC | Toll-free call (8XX). SMALLINT: 0–15. |

| | |
|---------------|--|
| * INTL-CC | 011+ international call. SMALLINT: 0–15 (Default = 1). |
| * INTL-OPR-CC | 01+ international operator call. SMALLINT: 0–15 (Default = 2). |
| AUTO-REFRESH | Specifies whether to display cached data on the screen. Valid only for the show command. CHAR(1): Y/N (Default = Y). Y—Queries the database for the most current data. N—Queries the database for the most current data only if the cached data is unavailable. |
| COIN-CC | Coin line (OLI = 23, 27, 70). SMALLINT: 0–15. |
| CUT-THRU-CC | 101XXXX+#. SMALLINT: 1–15. |
| DISPLAY | Specifies what token information to display on the screen. Valid only for the show command. VARCHAR(1024): 1–1024 (Default = all tokens are displayed). Permitted values are any valid token that can be shown for this command. Multiple tokens can be entered by separating with a comma. |
| HM-CC | Hotel motel line (OLI = 6). SMALLINT: 0–15. |
| LIMIT | Specifies the number of rows to display on the screen. Valid only for the show command. INTEGER: 1–100000000 (Default = 100000000). Note The actual maximum number of rows displayed is currently lower than 100000000 due to software limitations. |
| ORDER | Specifies whether to display data on the screen in a sorted order. Valid only for the show command. VARCHAR(1024): 1–1024 (Default = all rows are displayed). Permitted values are any valid token that can be shown for this command. Multiple tokens can be entered by separating with a comma. |
| START-ROW | Specifies to begin displaying data on the screen at a specific row. Valid only for the show command. INTEGER: 1–100000000 (Default = 1). |
| TOLL-CC | IntraLATA calls. SMALLINT: 0–15. |
| TOLL-OPR-CC | 0+ IntraLATA operator calls. If not provisioned, system uses NAT-OPR-CC value. SMALLINT: 0–15. |

Destination

The Destination (destination) table defines the call type and the routing information for the dialed digits. Multiple digit strings in the Dial Plan table can use the same destination ID.

Table Name: DESTINATION

Table Containment Area: Call Agent

Command Types

Show, add, change, and delete

Examples

```
show destination dest-id=dallasaustin;  
add destination dest-id=dallasaustin; call-type=toll; route-type=route;  
route-guide-id=rg10;  
change destination dest-id=dallasaustin; route-guide-id=rg11;  
delete destination dest-id=dallasaustin;
```

Usage Guidelines

Primary Key Token(s): dest-id

Foreign Key Token(s): dnis-digman-id, ani-digman-id, route-guide-id, route-id, dial-plan-id, carrier-id, script-id, call-type, call-subtype

Add Rules:

- If call-type=nas, then route-type=none.
- If charge-band is added for one destination id then charge-unit do not datfill for same destination.

Change Rules: None.

Delete Rules:

- ID does not exist in any dial-plan::dest-id.
- ID does not exist in any intl-dial-plan::dest-id.

| | |
|------------------------------------|---|
| Syntax Description | <p>* DEST-ID Primary key. Destination identification. VARCHAR(16): 1–16 ASCII characters.</p> |
| * ROUTE- TYPE | <p>Routing type. VARCHAR(7): 1–7 ASCII characters. Permitted values are:</p> <p>ANNC—Use annc-id to terminate call.</p> <p>CARRIER—For SAC calls. The call is routed based on the routing specified in the Carrier table.</p> <p>DP—Use dial-plan-id to retranslate based on the new dial plan ID.</p> <p>NONE—No route required. Use for NAS application.</p> <p>RID—Use route-id for routing.</p> <p>ROUTE—Use route-guide-id for routing.</p> <p>SCRIPT—(Not supported) Use a scripting package to terminate a call. Release 4.4.1.</p> <p>SUB—Subscriber termination. Use office code index and last four digits of the DN to find the subscriber.</p> |
| ACQ-LNP- QUERY (Release 4.5) | <p>Specifies whether an LNP Query is required. Applies only if the all-call-query token is set to Y and lnp-db-type=RN in the LNP Profile table. VARCHAR(32): 1–32 ASCII characters. Permitted values are:</p> <p>NA (Default)—Not applicable.</p> <p>ACQ-BASED-ON-CALL-TYPE—Applies only if lnp-db-type in the LNP Profile table is ACQ. Perform an LNP Query based on definition in the Call Type Profile table. If the call type is not found in the Call Type Profile table, then an LNP Query is not performed.</p> <p>PERFORM-LNP-QUERY—Used when a call type-specific query is not required but LNP criteria is defined based on the destination ID. An LNP query is performed if the all-call-query flag in the LNP Profile table is set to Y.</p> <p>NO-LNP-QUERY—Do not perform an LNP query on this destination.</p> |
| ANI- DIGMAN-ID | <p>Foreign key: Digman Profile table. ANI (calling party number) digit manipulation ID. VARCHAR(16): 1–16 ASCII characters.</p> |
| ANNC-ID | <p>Mandatory only if route-type=annc. Announcement ID. SMALLINT: 1–1000.</p> |
| AUTO- REFRESH | <p>Specifies whether to display cached data on the screen. Valid only for the show command. CHAR(1): Y/N (Default = Y).</p> <p>Y—Queries the database for the most current data.</p> <p>N—Queries the database for the most current data only if the cached data is unavailable.</p> |

| | |
|-------------------------------|--|
| CALL-SUBTYPE (Release 4.5) | <p>Foreign key: Call Type table. Specifies the subcategory of a call type for dialed digits: call-type plus call-subtype. Only one call-type/call-subtype pair is permitted per destination.</p> <p>VARCHAR(16): 1–16 ASCII characters. Permitted values are:</p> <p>Note Any subtype listed in the Call Subtype (Release 4.5) table is permitted.</p> <p>NONE (Default)—No associated subtype, not applicable.</p> <p>If call-type=test-call the following values are permitted:</p> <p>NLB-LINE-TEST—Network loop-back (netwloop) test call on subscriber line endpoint.</p> <p>NCT-LINE-TEST—Network continuity test (netwtest) on subscriber line endpoint.</p> <p>NLB-TRUNK-TEST—Network loop-back (netwloop) test call on trunk endpoint.</p> <p>NCT-TRUNK-TEST—Network continuity (netwtest) test call on trunk endpoint.</p> <p>LB-TEST—TDM Loopback Test Call (108 Test Line) based on test prefix. The calling party number is in format: <test-prefix><TG><TM>. The number of digits in trunk group (trunk-grp number) and trunk member (TM) is determined based on the test-trunk-grp-digits and test-trunk-member-digits values configured in the Call Agent Configuration table.</p> <p>TEST-ROUTE—Route the test call using <DN>. The calling party number is of format <test-prefix><TG><TM><DN>. The number of digits in TG (trunk-grp number) and TM (trunk member) is determined based on the test-trunk-grp-digits and test-trunk-member-digits values configured from Appendix A, “Configurable Parameters and Values” in the Call Agent Configuration table.</p> <p>Note If you are using separate DNs for ambulance, fire, and police service (such as networks outside the U.S.A.), Cisco strongly recommends that you provision these calls with call-type EMG and call-subtype <AMBULANCE or FIRE or POLICE> to guarantee EMG treatment.</p> |
|-------------------------------|--|

| | |
|-----------|--|
| CALL-TYPE | Foreign key: Call Subtype table. Type of dialed call. |
| | <p> VARCHAR(16): 1–16 ASCII characters (Default = VACANT). Permitted values are: 500—Service access code 500, use carrier to route the call. 700—700 SAC call-route via PIC or dialed CAC. 900—Service access code 900, use carrier to route the call. 976—Information service calls. AIRLINES—Airlines Information and Reservation. AMBULANCE—Ambulance service call. ANA—Automatic number announcement. (Release 4.5) ATTENDANT—Call to a Centrex attendant. BLV—Busy line verification call. BUSINESS—811 call to business office. CARRIER—OPERATOR—101xxxx+0-, or 00(PIC) call. CUT-THRU—Call to user-dialed access code (101xxxx+#). DA—411, NPA-555-12121 call to directory assistance. DA-TOLL—1+411, 1+NPA-555-1212 toll call to directory assistance. EMG—911 emergency calls. EXTENSION—Call to another extension within a business group. FIRE—Fire department call. INFO—Same as 976. INTERLATA—InterLATA call that uses PIC or dialed CAC. INTL-OPR—International operator call. INTL-WZ1—Calls within NANP but outside of calling country INVALID—Partial dialed digits that time out. LB-TEST—Loopback test call (108 test line). LOCAL—7-digit or 10-digit nontoll call. LRN—Calls routed by way of Local Routing Number. MOBILE—Calls to a mobile network. (Release 4.5) NAS—Network access server call. NAT-OPR—National operator assisted calls. NATIONAL—Call within the United States, use LSA Use LSA and LATA tables to determine if local, toll or destination call. See the Cisco BTS 10200 Softswitch Provisioning Manual for more information. NONE—No call type was provisioned into the Cisco BTS 10200 or the given dialing pattern. No data available regarding call type. NON-EMG—311 Civic service call. NULL—Service activation, deactivation, or interrogation call. OPERATOR—0-call. PCS—Call to personal communications services line. For service access code 500 use the carrier to route the call. POLICE—Police service call. PREMIUM—Same as 900. RAILWAYS—Railways Information and Reservation RELAY—711 relay call. REPAIR—611 repair call. SPEED-DIAL—Speed-dial call. SVC-CODE—Generic service code call type. Use when no other call types apply. TANDEM—Tandem call between a CA and the next switch or CA. TEST-CALL—Test call dialed as: 958/959-xxxx or 1xx. TIME—Time service call. TOLL—1+NPA-xxx-xxxx IntraLATA toll call. TOLL-FREE—8NN toll-free call (800, 888, 877, 866, 855). TRAFFIC—Traffic service call. TW—Time and weather call. UAN—Universal access number. VACANT—Call attempted to an NPA/DN that is currently unassigned. WEATHER—Weather service call. </p> |

| | |
|-------------------------------------|---|
| CARRIER-ID | <p>Mandatory only if route-type=carrier. Foreign key: Carrier table. The call is routed to the specified carrier. Used for 900, 500 type calls. Also used to route 800 calls to Access Tandem Server if the Call Agent does not support 800 Service Control Point (SCP) queries.</p> <p>CHAR(4): 4 numeric characters: 0000–9999.</p> |
| CHARGE-BAND-UNIT (Release 4.5.1) | <p>Defines the parameter value for charge band number/charge unit number in a CRG message. If charge-type is charge-band then the value is charge band number and it is included in the CRG message. If charge-type is charge-unit then the value is the charge unit number and it is included in the CRG message.</p> <p>VARCHAR(2): 00–FF hexadecimal characters (Default = 00).</p> |
| CHARGE-TYPE (Release 4.5.1) | <p>Defines what kind of action to take in the switch. If charge-type is charge-band then the charge band number is included in CRG message. If charge-type is charge-unit then the charge unit number is included in CRG message.</p> <p>VARCHAR(16): 1–64 ASCII characters (Default = NONE). Permitted values are:</p> <p>CHARGE-BAND—1</p> <p>CHARGE-UNIT—2</p> <p>NONE (Default)—0</p> |
| CLDPTY-CTRL-REL-ALWD | <p>Called party release control allowed indication. Indicates to the Cisco BTS 10200 Softswitch that this call requires called party control.</p> <p>CHAR(1): Y/N (Default = N).</p> |
| DESCRIPTION (EMS-only field) | <p>Service provider-defined description.</p> <p>VARCHAR(64): 1–64 ASCII characters.</p> |
| DIAL-PLAN-ID | <p>Mandatory only if route-type=dp. Foreign key: Dial Plan table. Valid dial plan ID from the Dial Plan table.</p> <p>VARCHAR(16): 1–16 ASCII characters.</p> |
| DISPLAY | <p>Specifies what token information to display on the screen. Valid only for the show command.</p> <p>VARCHAR(1024): 1–1024 (Default = all tokens are displayed). Permitted values are any valid token that can be shown for this command. Multiple tokens can be entered by separating with a comma.</p> |
| DNIS-DIGMAN-ID | <p>Foreign key: Digman Profile table. DNIS (called party number) digit manipulation ID.</p> <p>VARCHAR(16): 1–16 ASCII characters.</p> |
| GAP-ROUTING | <p>If set, and a generic address parameter is present, check if the called number in the GAP parameter is a Call Agent PBX subscriber, based on the Office Code table.</p> <p>CHAR(1): Y/N (Default = N).</p> <p>Y—Check called number in the GAP.</p> <p>N—Do not check called number in the GAP.</p> |
| INTRA-STATE | <p>Specifies if dialed digits are for an intrastate (toll) destination.</p> <p>CHAR(1): Y/N (Default = Y).</p> <p>Y—Intrastate</p> <p>N—Interstate</p> |

| | |
|--|---|
| LIMIT | <p>Specifies the number of rows to display on the screen. Valid only for the show command.</p> <p>INTEGER: 1–100000000 (Default = 100000000).</p> <p>Note The actual maximum number of rows displayed is currently lower than 100000000 due to software limitations.</p> |
| ORDER | <p>Specifies whether to display data on the screen in a sorted order. Valid only for the show command.</p> <p>VARCHAR(1024): 1–1024 (Default = all rows are displayed). Permitted values are any valid token that can be shown for this command. Multiple tokens can be entered by separating with a comma.</p> |
| SCRIPT-ID (Release 4.4.1) (Not supported) | <p>Foreign key: Script table. Specifies a script identifier. A script id is required if route-type=script. The specified script is executed on the end point to perform IVR functions.</p> <p>VARCHAR(16): 1–16 ASCII characters.</p> |
| ROUTE- GUIDE-ID | <p>Mandatory only if route-type=route. Foreign key: Route Guide table. Valid route guide ID from the Route Guide table.</p> <p>VARCHAR(16): 1–16 ASCII characters.</p> |
| ROUTE-ID | <p>Mandatory only if route-type=route. Foreign key: Route table. Valid Route ID from the Route table.</p> <p>VARCHAR(16): 1–16 ASCII characters.</p> |
| START-ROW | <p>Specifies to begin displaying data on the screen at a specific row. Valid only for the show command.</p> <p>INTEGER: 1–100000000 (Default = 1).</p> |
| ZERO-PLUS | <p>Specifies if 0+ calls are allowed.</p> <p>CHAR(1): Y/N (Default = N).</p> <p>Y—0+ calls are allowed to this destination.</p> <p>N—0+ calls are not allowed to this destination.</p> |

Dial Plan

Dial plans analyze, screen, and route calls based on dialed digits. The Dial Plan (dial-plan) table holds dial plan information for a specific type of call. It defines valid dialing patterns and determines call routing. All records that share a common dial-plan-profile id are considered a dial plan.

Table Name: DIAL-PLAN

Table Containment Area: Call Agent

Command Types

Show, add, change, and delete

Examples

```
show dial-plan id=sub; digit-string=972-671;
add dial-plan id=sub; digit-string=972-671; noa=national; dest-id=richardson;
change dial-plan id=sub; digit-string=972-671; noa=national; dest-id=plano;
delete dial-plan id=sub; digit-string=972-671; noa=national; dest-id=plano;
```

Usage Guidelines

Primary Key Token(s): id, digit-string, noa

Foreign Key Token(s): id, dest-id

Add Rules: dial-plan id cannot exist.

Change Rules: dial-plan id must exist.

Delete Rules: dial-plan id must exist; NOA defaults to unknown. If NOA is other than unknown, NOA is required.

Syntax Description

| | |
|----------------------|--|
| * ID | Primary key. Foreign key: Dial Plan Profile table. Dial plan ID of a subscriber, trunk group, etc. Assigned by service provider. VARCHAR(16): 1–16 ASCII characters. |
| * DIGIT-STRING | Primary key. Dialed digits (what was dialed). VARCHAR(16): 1–16 numeric characters entered as NDC-ED-DN. |
| * DEST-ID | Foreign key: Destination table. Provides the routing information for the dialed number. ID from Destination table. VARCHAR(16): 1–16 ASCII characters. |
| AUTO-REFRESH | Specifies whether to display cached data on the screen. Valid only for the show command. CHAR(1): Y/N (Default = Y). Y—Queries the database for the most current data. N—Queries the database for the most current data only if the cached data is unavailable. |
| DEL-DIGITS | Specifies the number of digits to delete from the received digit string. SMALLINT: 0–16 (Default = 0). |
| DISPLAY | Specifies what token information to display on the screen. Valid only for the show command. VARCHAR(1024): 1–1024 (Default = all tokens are displayed). Permitted values are any valid token that can be shown for this command. Multiple tokens can be entered by separating with a comma. |
| FORCED (Release 4.5) | Specifies whether the system bypasses the parser rules and allows a user to enter a dial plan record as a free format record (ASCII). CHAR(1): Y/N (Default = N). Y—Allows a user to enter a dial plan record as a free format record (ASCII). N—Does not allow a user to enter a dial plan record as a free format record (ASCII). |
| LIMIT | Specifies the number of rows to display on the screen. Valid only for the show command. INTEGER: 1–100000000 (Default = 100000000). Note The actual maximum number of rows displayed is currently lower than 100000000 due to software limitations. |
| MAX-DIGITS | Maximum number of digits allowed. SMALLINT: 1–64 (Default = 10). |

| | |
|------------|--|
| MIN-DIGITS | Minimum number of digits required for a call. SMALLINT: 1–26 (Default = 10). SMALLINT: 1–64 (Default = 10). (Release 4.5) |
| NOA | Primary key. Nature of address. Use the Variable Default table to change the default value if required. VARCHAR(16): 1–16 ASCII characters. Permitted values are: NATIONAL (Default)—National Number. SUBSCRIBER—Subscriber Number. UNKNOWN—Nature of address is unknown. |
| ORDER | Specifies whether to display data on the screen in a sorted order. Valid only for the show command. VARCHAR(1024): 1–1024 (Default = all rows are displayed). Permitted values are any valid token that can be shown for this command. Multiple tokens can be entered by separating with a comma. |
| PFX-DIGITS | Specifies the digits to prefix. VARCHAR(16): 1–16 numeric characters. |
| SPLIT-NPA | Automatically provisioned when a record is added to the split-NPA table. Applies only to NANP. VARCHAR(7): 1–7 ASCII characters. Permitted values are: OLD-NPA—Dialed number is associated with the old NPA. NEW-NPA—Dialed number is associated with the new NPA. NONE (Default)—Not associated with split NPA. |
| START-ROW | Specifies to begin displaying data on the screen at a specific row. Valid only for the show command. INTEGER: 1–100000000 (Default = 1). |

Dial Plan Profile

The Dial Plan Profile (dial-plan-profile) table creates dial-plan-profile ids before they are assigned to subscribers or trunk groups. The dial-plan-profile id links digit-string entries in the Dial Plan table within a dial plan. Different dial-plan-profile ids are assigned to subscribers and trunk groups. A dial-plan-id must be created in this table before entries can be added to the Dial Plan table.

Table Name: DIAL-PLAN-PROFILE

Table Containment Area: Call Agent

Command Types

Show, add, change, and delete

Examples

```
show dial-plan-profile id=business;
add dial-plan-profile id=business;
description=dialing plan for new business users in dallas;
```

```
change dial-plan-profile id=business; description=dialing plan for new business users in
northdallas;
delete dial-plan-profile id=business;
```

Usage Guidelines

Primary Key Token(s): id

Foreign Key Token(s): intl-dial-plan-id, dnis-digman-id, ani-digman-id, nat-dial-plan-id, noa-route-profile-id

Add Rules: None.

Change Rules: dial-plan-profile id must exist.

Delete Rules:

- ID does not exist in any dial-plan::id.
- ID does not exist in any sub-profile::dial-plan-id.
- ID does not exist in any pop::lnp-dp-id.
- ID does not exist in any trunk-grp::dial-plan-id.
- ID does not exist in any carrier::dial-plan-id.

Syntax Description

| | |
|---------------------------------|--|
| * ID | Primary key. Specifies the dial plan profile. A dial plan id is required before a dial plan can be provisioned. VARCHAR(16): 1–16 ASCII characters. |
| ANI-DIGMAN-ID | Foreign key: Digman Profile table. ANI (calling party number) digit manipulation ID. VARCHAR(16): 1–16 ASCII characters. |
| AUTO-REFRESH | Specifies whether to display cached data on the screen. Valid only for the show command. CHAR(1): Y/N (Default = Y). Y—Queries the database for the most current data. N—Queries the database for the most current data only if the cached data is unavailable. |
| DESCRIPTION (EMS-only field) | Service provider-defined description. VARCHAR(64): 1–64 ASCII characters. |
| DISPLAY | Specifies what token information to display on the screen. Valid only for the show command. VARCHAR(1024): 1–1024 (Default = all tokens are displayed). Permitted values are any valid token that can be shown for this command. Multiple tokens can be entered by separating with a comma. |
| DNIS-DIGMAN-ID | Foreign key: Digman Profile table. DNIS (called party number) digit manipulation ID. VARCHAR(16): 1–16 ASCII characters. |

| | |
|---------------------------------------|---|
| INTL-DIAL-PLAN-ID | <p>Foreign key: International Dial Plan Profile table. Specifies which international dial plan ID to use with the dial plan ID. If this field is null, the Call Agent uses the default intl-dial-plan-id values from Appendix A, “Configurable Parameters and Values” in the Call Agent Configuration table.</p> <p>VARCHAR(16): 1–16 ASCII characters.</p> |
| LIMIT | <p>Specifies the number of rows to display on the screen. Valid only for the show command.</p> <p>INTEGER: 1–100000000 (Default = 100000000).</p> <p>Note The actual maximum number of rows displayed is currently lower than 100000000 due to software limitations.</p> |
| NANP-DIAL-PLAN | <p>Specifies whether the dial plan is in North American Number Plan (NANP) format. If it is an NANP dial plan, the EMS enforces NANP rules—the digit string must be in the format NXX-NXX-XXXX.</p> <p>CHAR(1): Y/N (Default = Y).</p> <p>Note If this token is set to N, then the NOA token in the Dial Plan table defaults to UNKNOWN.</p> |
| NAT-DIAL-PLAN-ID | <p>Foreign key: Dial Plan table. National dial plan ID to use to retranslate dialed digits. This token is used only if the dial plan ID is different from the dial plan profile ID.</p> <p>VARCHAR(16): 1–16 ASCII characters (Default = dial-plan-profile-id).</p> |
| NOA-BASED-ROUTING (Release 4.5) | <p>Specifies whether Nature of Address based routing is required.</p> <p>CHAR(1): Y/N (Default = N)</p> |
| NOA-ROUTE-PROFILE-ID (Release 4.5) | <p>Mandatory if noa-based-routing=Y. Foreign key: NOA Route Profile table. Specifies the NOA-specific route id to use for routing. When NOA-based-routing is specified, the NOA is used to index the NOA Route table. If a NOA-specified record is found, processing continues based on the Destination ID specified in the NOA Route table. If no record is found, then the Called Number is translated in the current Dial Plan.</p> <p>VARCHAR(16): 1–16 ASCII characters.</p> |
| ORDER | <p>Specifies whether to display data on the screen in a sorted order. Valid only for the show command.</p> <p>VARCHAR(1024): 1–1024 (Default = all rows are displayed). Permitted values are any valid token that can be shown for this command. Multiple tokens can be entered by separating with a comma.</p> |
| OVERDECADIC-DIGITS-SUPP (Release 4.5) | <p>Controls provisioning of overdecadic digits in a dial plan. This token can only be set to Y if the nanp-dial-plan token is set to N.</p> <p>CHAR(1): Y/N (Default = N).</p> |
| START-ROW | <p>Specifies to begin displaying data on the screen at a specific row. Valid only for the show command.</p> <p>INTEGER: 1–100000000 (Default = 1).</p> |

Digit Manipulation

The Digit Manipulation (digman) table is used to perform digit and nature of address (NOA) manipulation.

Table Name: DIGMAN

Table Containment Area: Call Agent

Command Types

Show, add, change, and delete

Examples

```
show digman id=ndc10;  
add digman id=ndc10; rule=1; match-string=010; replace-string=none;  
change digman id=ndc10; rule=1; match-noa=any; replace-noa=subscriber;  
delete digman id=ndc10; rule=1;
```

Usage Guidelines

Primary Key Token(s): id, rule

Foreign Key Token(s): id

Add Rules:

- digman profile id must exist.
- if match-string is not equal to NULL; then replace-string is not equal to NULL.
- if match-noa is not equal to NULL; then replace-noa is not equal to NULL.

Change Rules:

- id must exist.
- if match-string is not equal to NULL; then replace-string is not equal to NULL.
- if match-noa is not equal to NULL; then replace-noa is not equal to NULL.

Delete Rules: None.

Match-string Rules:

- Consist of digits - 0-9, *, #, ^, \$, dot(.), question mark (?), Percent (%) or Phrase “none”.
- Caret (^) if specified, can only be 1st character of the string.
- Dollar Sign (\$) if specified, can only be the last character of the string.
- Percent (%) if specified, can only be 1st character of the string.
- Phrase “none” or “NONE” can only appear by itself.

| Syntax Description | |
|--------------------|--|
| * ID | Primary key. Foreign key: Digman Profile table. The digit manipulation ID. Must match ID in the Digit Manipulation Profile table. VARCHAR(16): 1–16 ASCII characters. |
| * RULE | Primary key. A rule specifies the order in which the rules must be applied. INTEGER: 1–20 numeric characters. |
| AUTO-REFRESH | Specifies whether to display cached data on the screen. Valid only for the show command. CHAR(1): Y/N (Default = Y). Y—Queries the database for the most current data. N—Queries the database for the most current data only if the cached data is unavailable. |
| DESCRIPTION | Service provider-defined description. VARCHAR(64): 1–64 ASCII characters. |
| DISPLAY | Specifies what token information to display on the screen. Valid only for the show command. VARCHAR(1024): 1–1024 (Default = all tokens are displayed). Permitted values are any valid token that can be shown for this command. Multiple tokens can be entered by separating with a comma. |
| LIMIT | Specifies the number of rows to display on the screen. Valid only for the show command. INTEGER: 1–100000000 (Default = 100000000). Note The actual maximum number of rows displayed is currently lower than 100000000 due to software limitations. |

| | |
|-----------|--|
| MATCH-NOA | <p>Used to match against an input NOA.</p> <p>VARCHAR(16): 1–16 ASCII characters.</p> <p>VARCHAR(40): 1–40 ASCII characters. (Release 4.5)</p> <p>Permitted values are:</p> <p>950—950 Call</p> <p>ABBR—Abbreviated number</p> <p>ANY—Any NOA</p> <p>CUT-THRU—No number present, cut-thru call</p> <p>INTL—International number</p> <p>INTL-OPR—International Number, Operator Requested (Valid for Called Party Number only)</p> <p>INTL—Unique International Number</p> <p>NATIONAL—Unique National Number</p> <p>NAT-OPR—National Number, Operator Requested (Valid for Called Party Number only)</p> <p>NETWORK—Network</p> <p>NON-UNIQUE-INTL—Non-unique international number (valid for Calling Party number). (Release 4.5)</p> <p>NON-UNIQUE-NATIONAL—Non-unique national number (valid for Calling Party number). (Release 4.5)</p> <p>NON-UNIQUE-SUBSCRIBER—Non-unique subscriber number (valid for Calling Party number). (Release 4.5)</p> <p>NS0—Network specific (111 1000)</p> <p>NS0—Network specific (111 1000)</p> <p>NS1—Network specific (111 1001)</p> <p>NS1—Network specific (111 1001)</p> <p>NS2—Network specific (111 1010)</p> <p>NS2—Network specific (111 1010)</p> <p>NS3—Network specific (111 1011)</p> <p>NS3—Network specific (111 1011)</p> <p>NS4—Network specific (111 1100)</p> <p>NS4—Network specific (111 1100)</p> <p>NS5—Network specific (111 1101)</p> <p>NS5—Network specific (111 1101)</p> <p>NS6—Network specific (111 1110)</p> <p>NS6—Network specific (111 1110)</p> <p>OPERATOR—No Number, Operator Call (Valid for Called Party Number only)</p> <p>PORTED-NUMBER-WITHOUT-RN—The Ported Number maybe prefixed with the network id, or may not be prefixed with anything (DN or NTWK-ID+DN), but does not include the Switch ID. (Release 4.5)</p> <p>PORTED-NUMBER-WITH-RN—The Ported Number is prefixed with the network id and switch id (RN+DN). (Release 4.5)</p> <p>PRIVATE—Private Numbering Plan</p> <p>RESERVED—Reserved NOA</p> <p>SPARE0/SPARE2—Spare. Not Used.</p> <p>SUB-OPR—Subscriber Number, Operator Requested (Valid for Called Party Number only)</p> <p>SUBSCRIBER—Unique Subscriber Number</p> <p>TEST-LINE—Test Line</p> <p>UNKNOWN—Nature of Address is Unknown.</p> <p>VSC—Vertical Service Code</p> |
|-----------|--|

| | |
|--------------|--|
| MATCH-STRING | <p>Used to match against the input-string.</p> <p>VARCHAR(40): 1–40 ASCII characters. The characters can be one of the following:</p> <p>Digits (0–9, *, #)—Digits found on a keypad.</p> <p>Dot (.)—Used to indicate the string position at which to perform the match operation. If a dot is specified as the 1st character of the match-string, the digits specified by each dot are skipped until a question mark or a digit is encountered. Can also be used to check the length of the input string.</p> <p>Question mark (?)—Used to specify a wild card character based on its position in the match-string. Each question mark (?) represents 1 digit character. Multiple question marks must be used with another question mark.</p> <p>Percent (%)—Used to specify the Match and Replace function. That is, if a match occurs, replace the matched string with the replace-string. Also used as a wild card character.</p> <p>Caret (^)—Used to specify beginning of a string when specific leading digits are to be deleted or replaced. Also used when prefixing digits to the input string.</p> <p>Dollar sign (\$)—Used to search from the end of a string backwards instead of from the beginning. Also used when digits are to be appended to the end of the string; deleted or replaced from the end of the string.</p> <p>NONE—the actual word.</p> |
| ORDER | <p>Specifies whether to display data on the screen in a sorted order. Valid only for the show command.</p> <p>VARCHAR(1024): 1–1024 (Default = all rows are displayed). Permitted values are any valid token that can be shown for this command. Multiple tokens can be entered by separating with a comma.</p> |

| | |
|-------------|---|
| REPLACE-NOA | <p>If a match on NOA is found, the input NOA is replaced with the NOA specified in this token.</p> <p>VARCHAR(16): 1–16 ASCII characters.</p> <p>VARCHAR(32): 1–32 ASCII characters. (Release 4.5)</p> <p>Permitted values are:</p> <p>950—950 Call</p> <p>ABBR—Abbreviated number</p> <p>CUT-THRU—No number present, cut-thru call</p> <p>INTL—International number</p> <p>INTL-OPR—International Number, Operator Requested (Valid for Called Party Number only)</p> <p>INTL—Unique International Number</p> <p>NATIONAL—Unique National Number</p> <p>NAT-OPR—National Number, Operator Requested (Valid for Called Party Number only)</p> <p>NETWORK—Network</p> <p>NON-UNIQUE-INTL—Non-unique international number (valid for Calling Party number). (Release 4.5)</p> <p>NON-UNIQUE-NATIONAL—Non-unique national number (valid for Calling Party number). (Release 4.5)</p> <p>NON-UNIQUE-SUBSCRIBER—Non-unique subscriber number (valid for Calling Party number). (Release 4.5)</p> <p>NS0—Network specific (111 1000)</p> <p>NS0—Network specific (111 1000)</p> <p>NS1—Network specific (111 1001)</p> <p>NS1—Network specific (111 1001)</p> <p>NS2—Network specific (111 1010)</p> <p>NS2—Network specific (111 1010)</p> <p>NS3—Network specific (111 1011)</p> <p>NS3—Network specific (111 1011)</p> <p>NS4—Network specific (111 1100)</p> <p>NS4—Network specific (111 1100)</p> <p>NS5—Network specific (111 1101)</p> <p>NS5—Network specific (111 1101)</p> <p>NS6—Network specific (111 1110)</p> <p>NS6—Network specific (111 1110)</p> <p>OPERATOR—No Number, Operator Call (Valid for Called Party Number only)</p> <p>PORTED-NUMBER-WITHOUT-RN—The Ported Number maybe prefixed with the network id, or may not be prefixed with anything (DN or NTWK-ID+DN), but does not include the Switch ID. (Release 4.5)</p> <p>PORTED-NUMBER-WITH-RN—The Ported Number is prefixed with the network id and switch id (RN+DN). (Release 4.5)</p> <p>PRIVATE—Private Numbering Plan</p> <p>RESERVED—Reserved NOA</p> <p>SPARE0/SPARE2—Spare. Not Used.</p> <p>SUB-OPR—Subscriber Number, Operator Requested (Valid for Called Party Number only)</p> <p>SUBSCRIBER—Unique Subscriber Number</p> <p>TEST-LINE—Test Line</p> <p>UNKNOWN—Nature of Address is Unknown.</p> <p>VSC—Vertical Service Code</p> |
|-------------|---|

| | |
|----------------|--|
| REPLACE-STRING | <p>If a match is found, the matched string is replaced with the replace-string.</p> <p>VARCHAR(40): 1–40 ASCII characters. The characters can be one of the following:</p> <p>Digits (A–F, 0–9, *, #)</p> <p>Ampersand (&)</p> <p>NONE (the actual word)</p> |
| START-ROW | <p>Specifies to begin displaying data on the screen at a specific row. Valid only for the show command.</p> <p>INTEGER: 1–100000000 (Default = 1).</p> |

Digit Manipulation Profile

The Digit Manipulation Profile (digman-profile) table is used to create unique IDs for digit manipulation. This ID must be created before provisioning the Digit Manipulation table.

Table Name: DIGMAN-PROFILE

Table Containment Area: Call Agent

Command Types

Show, add, change, and delete

Examples

```
show digman-profile id=ndc10;
add digman-profile id=ndc10; description=Subscriber ANI manipulation digman id;
change digman-profile id=ndc10; description=Subscriber ANI manipulation digman id for
ndc10;
delete digman-profile id=ndc10;
```

Usage Guidelines

Primary Key Token(s): id

Add Rules: digman-profile id cannot exist.

Change Rules: digman-profile id must exist.

Delete Rules: digman-profile id must exist.

Syntax Description

| | |
|--------------|---|
| * ID | <p>Primary key. The digit manipulation ID.</p> <p>VARCHAR(16): 1–16 ASCII characters.</p> |
| AUTO-REFRESH | <p>Specifies whether to display cached data on the screen. Valid only for the show command.</p> <p>CHAR(1): Y/N (Default = Y).</p> <p>Y—Queries the database for the most current data.</p> <p>N—Queries the database for the most current data only if the cached data is unavailable.</p> |

| | |
|-------------|--|
| DESCRIPTION | Service provider-defined description. VARCHAR(64): 1–64 ASCII characters. |
| DISPLAY | Specifies what token information to display on the screen. Valid only for the show command. VARCHAR(1024): 1–1024 (Default = all tokens are displayed). Permitted values are any valid token that can be shown for this command. Multiple tokens can be entered by separating with a comma. |
| LIMIT | Specifies the number of rows to display on the screen. Valid only for the show command. INTEGER: 1–100000000 (Default = 100000000). Note The actual maximum number of rows displayed is currently lower than 100000000 due to software limitations. |
| ORDER | Specifies whether to display data on the screen in a sorted order. Valid only for the show command. VARCHAR(1024): 1–1024 (Default = all rows are displayed). Permitted values are any valid token that can be shown for this command. Multiple tokens can be entered by separating with a comma. |
| START-ROW | Specifies to begin displaying data on the screen at a specific row. Valid only for the show command. INTEGER: 1–100000000 (Default = 1). |

Digit Map

The Digit Map (digit-map) table tells a media gateway (MGW) how to collect and report dialed digits. The Call Agent uses a default digit-map id for normal digit collection unless a specific digit map ID is assigned to the subscriber. There are two types of subscribers:

- POTS (individual/residential)
- Centrex (business group)

POTS subscribers use a public dialing plan. Centrex subscribers use a customized dialing plan.

Example:

```
add digit-map id=default;
digit-pattern=0T|00|[2-9]11|[2-9]xx[2-9]xxxxxx|1[2-9]xx[2-9]xxxxxx|
0[2-9]xx[2-9]xxxxxx|011xxxxxx.T|01xxxxxx.T|101xxxx|#|*xx|xxxxxxxxxxxxxxxxxxxxxx;
```

[Table 3-2](#) describes the components of a digit map that is created by issuing the add digit-map command.

Table 3-2 Component Breakdown of Add Digit Map Command

| Component | Description |
|------------|------------------------------|
| # 0T | Operator call (0-) |
| # 00 | Carrier operator (00) |
| # [2-9]11 | N11 dialing |
| # 0[2-9]11 | 0+N11 dialing (0+911) |
| # 1[2-9]11 | 1+N11 dialing (1+911, 1+411) |

Table 3-2 *Component Breakdown of Add Digit Map Command*

| Component | Description |
|------------------------|---|
| # [2-9]xx[2-9]xxxxxx | 10-digit Local in HNPA (972, 973) |
| # 1[2-9]xx[2-9]xxxxxx | 1+ 10 digit |
| # 0[2-9]xx[2-9]xxxxxx | 0+ 10 digit |
| # 011xxxxxx.T | IDDD, minimum 6 digits |
| # 01xxxxxx.T | Operator-assisted IDDD, minimum 6 digits |
| # 101xxxx | Casual dialing |
| # “#” | End of dialing or cut-through |
| # *xx | Vertical service code |
| # xxxxxxxxxxxxxxxxxxxx | Maximum digit string (19 digits = 011+16 digits for international call) |

Digit-pattern = 0T

T starts 4-second timing. But if digits are dialed within that 4 seconds, that digit pattern is skipped. If no digits are dialed within 4 seconds, or the pound sign (#) is pressed, then end-of-dial is assumed and a match occurs with the specified digit pattern. The collected digits are reported to the Call Agent.

Example: 0T indicates that match occurs only if user only dials digit 0 (with 4-second time out) or user dials 0#. A # indicates to cancel 4-second timing and report digits immediately.

Digit-pattern = x.T

In this table, T also starts 4-second timing. The dot represents any number of digits. The gateway keeps collecting digits until either 4 seconds elapses between digits or until the pound sign (#) is pressed.

Table Name: DIGIT-MAP

Table Containment Area: Call Agent

Command Types

Show, add, change, and delete

Examples

```
show digit-map id=default;
add digit-map id=default;
digit-pattern=0T|00|[2-9]11|[2-9]xx[2-9]xxxxxx|1[2-9]xx[2-9]xxxxxx|
0[2-9]xx[2-9]xxxxxx|011xxxxxx.T|01xxxxxx.T|101xxxx|#|*xx|11xx|xxxxxxxxxxxxxxxxxxxx;
change digit-map id=default; digit-pattern=1xxx|0T|[2-9]11;
delete digit-map id=default;
```

Usage Guidelines

Primary Key Token(s): id

Add Rules: None.

Change Rules: None.

Delete Rules:

- ID does not exist in any pop::digit-map-id.
- ID does not exist in any sub-profile::digit-map-id.

**Note**

This table is case-sensitive.

Syntax Description

| | |
|---------------------------------|--|
| * ID | Primary key. Assigned by service provider to identify a specific digit map. VARCHAR(16): 1–16 ASCII characters. |
| * DIGIT-PATTERN | Specifies all possible digit patterns. Each digit pattern is separated by a vertical line (). See Media Gateway Control Protocol (MGCP) RFC 2705 for further details. VARCHAR(1023): 1–1023 ASCII characters. VARCHAR(2048): 1–2048 ASCII characters. (Release 4.5) |
| AUTO-REFRESH | Specifies whether to display cached data on the screen. Valid only for the show command. CHAR(1): Y/N (Default = Y). Y—Queries the database for the most current data. N—Queries the database for the most current data only if the cached data is unavailable. |
| DESCRIPTION (EMS-only field) | Service provider-defined description. VARCHAR(64): 1–64 ASCII characters. |
| DISPLAY | Specifies what token information to display on the screen. Valid only for the show command. VARCHAR(1024): 1–1024 (Default = all tokens are displayed). Permitted values are any valid token that can be shown for this command. Multiple tokens can be entered by separating with a comma. |
| LIMIT | Specifies the number of rows to display on the screen. Valid only for the show command. INTEGER: 1–100000000 (Default = 100000000). Note The actual maximum number of rows displayed is currently lower than 100000000 due to software limitations. |
| ORDER | Specifies whether to display data on the screen in a sorted order. Valid only for the show command. VARCHAR(1024): 1–1024 (Default = all rows are displayed). Permitted values are any valid token that can be shown for this command. Multiple tokens can be entered by separating with a comma. |
| START-ROW | Specifies to begin displaying data on the screen at a specific row. Valid only for the show command. INTEGER: 1–100000000 (Default = 1). |

Directory Number to Gateway Number (Release 4.5)

The Directory Number (DN) to Gateway Number (GN) (dn2gn) table defines the DN to GN LNP database on the Cisco BTS 10200 Softswitch.

Table Name: DN2GN

Table Containment Area: AIN-FS

Command Types

Show, add, and delete

Examples

```
show dn2gn dn=022-233-1234;
add dn2gn dn=022-233-1234; gn=099-991-5000;
delete dn2gn dn=022-233-1234;
```

Usage Guidelines

Primary Key Token(s): dn

Unique Key (UK): gn

Add Rules: None.

Delete Rules: None.

Syntax Description

| | |
|--------------|--|
| * DN | Primary key. Specifies the DN of the ported subscriber. VARCHAR(14): 1–14 ASCII characters. |
| * GN | Unique key. Specifies the GN associated with the ported subscriber. The format of GN is similar to a DN and must be unique per DN. VARCHAR(14): 1–14 ASCII characters. |
| AUTO-REFRESH | Specifies whether to display cached data on the screen. Valid only for the show command. CHAR(1): Y/N (Default = Y). Y—Queries the database for the most current data. N—Queries the database for the most current data only if the cached data is unavailable. |
| DISPLAY | Specifies what token information to display on the screen. Valid only for the show command. VARCHAR(1024): 1–1024 (Default = all tokens are displayed). Permitted values are any valid token that can be shown for this command. Multiple tokens can be entered by separating with a comma. |
| LIMIT | Specifies the number of rows to display on the screen. Valid only for the show command. INTEGER: 1–100000000 (Default = 100000000). Note The actual maximum number of rows displayed is currently lower than 100000000 due to software limitations. |

| | |
|-----------|--|
| ORDER | Specifies whether to display data on the screen in a sorted order. Valid only for the show command. VARCHAR(1024): 1–1024 (Default = all rows are displayed). Permitted values are any valid token that can be shown for this command. Multiple tokens can be entered by separating with a comma. |
| START-ROW | Specifies to begin displaying data on the screen at a specific row. Valid only for the show command. INTEGER: 1–100000000 (Default = 1). |

Directory Number to Routing Number (Release 4.5)

The Directory Number (DN) to Routing Number (RN) (dn2rn) table defines the DN to RN LNP Database on the Cisco BTS 10200 Softswitch. If Centralized Routing Data supports a range of DNs, the Cisco BTS 10200 Softswitch generates individual records per DN.

Table Name: DN2RN

Table Containment Area: AIN-FS

Command Types

Show, add, change, and delete

Examples

```
show dn2rn dn=022-233-1234;
show dn2rn from-dn=022-233-1100; to-dn=022-233-1199;
show dn2rn start-time=yyyy-mm-dd; end-time=yyyy-mm-dd; (causes all records where valid-to
is with the specified date or earlier to be displayed)
add dn2rn dn=022-233-1234; valid-from=2005-8-3 18:00:00; rn=d9012;
add dn2rn from-dn=022-233-1100; to-dn=022-233-1199; rn=d9012;
change dn2rn dn=022-233-1234; rn=d9012; valid-to=2005-12-31 18:00:00;
change dn2rn dn=022-233-1234; rn=d9012; forced=y;
change dn2rn from-dn=022-233-1100; to-dn=022-233-1199; rn=d111;
delete dn2rn dn=022-233-1234; rn=d9012;
delete dn2rn from-dn=022-233-1100; to-dn=022-233-1199; rn=d111;
delete dn2rn start-time=2004-1-1; end-time=12-31-2004; forced=y;
```

Usage Guidelines

Primary Key Token(s): dn; rn

Add Rules: forced is not allowed during add.

Change Rules: forced is allowed only for change.

Delete Rules: None.



Note

When a range is specified, the range is restricted to 100 or 1000 DNs at a time. Throttling is done by the mediation device.

Syntax Description

| | |
|--------------|--|
| * DN | Primary key. Specifies the DN of the ported subscriber. VARCHAR(14): 1–14 ASCII characters. |
| * RN | Primary key. Specifies the Routing Number associated with the ported subscriber. VARCHAR(14): 1–14 ASCII characters. |
| AUTO-REFRESH | Specifies whether to display cached data on the screen. Valid only for the show command. CHAR(1): Y/N (Default = Y). Y—Queries the database for the most current data. N—Queries the database for the most current data only if the cached data is unavailable. |
| DISPLAY | Specifies what token information to display on the screen. Valid only for the show command. VARCHAR(1024): 1–1024 (Default = all tokens are displayed). Permitted values are any valid token that can be shown for this command. Multiple tokens can be entered by separating with a comma. |
| END-TIME | Allowed only for show and delete. Specifies an end time to show or delete a range of records that were created or modified based on the valid-to token. DATE: YYYY-MM-DD. |
| FORCED | Allowed only for change. Adds a record if it does not exist or changes an existing record.. CHAR(1): Y/N (Default = N). Y—Adds a record that does not exist; changes an existing record. N—Does not add a record that does not exist; does not change an existing record. |
| FROM-DN | Used for range provisioning. When specified, all DNs in the from-dn and to-dn range are provisioned in the DN2RN table. VARCHAR(14): 1–14 ASCII characters. |
| LIMIT | Specifies the number of rows to display on the screen. Valid only for the show command. INTEGER: 1–100000000 (Default = 100000000). Note The actual maximum number of rows displayed is currently lower than 100000000 due to software limitations. |
| ORDER | Specifies whether to display data on the screen in a sorted order. Valid only for the show command. VARCHAR(1024): 1–1024 (Default = all rows are displayed). Permitted values are any valid token that can be shown for this command. Multiple tokens can be entered by separating with a comma. |
| START-ROW | Specifies to begin displaying data on the screen at a specific row. Valid only for the show command. INTEGER: 1–100000000 (Default = 1). |

| | |
|------------|---|
| START-TIME | <p>Allowed only for show and delete. Delete allowed only if valid-to token is <> null. Specifies a start time to show or delete a range of records that were created or modified based on the valid-to token. Start-time must occur before end-time.</p> <p>DATE: YYYY-MM-DD.</p> |
| TO-DN | <p>Used for range provisioning. When specified, all DN's in the from-dn and to-dn range are provisioned in the DN2RN table.</p> <p>VARCHAR(14): 1–14 ASCII characters.</p> |
| VALID-FROM | <p>Specifies the start time of the porting window when the subscriber is considered ported.</p> <p>DATE</p> <p>The DN2RN record is active if:</p> <p>the valid-from is less than or equal to the current-time less than or equal to the valid-to</p> <p>or</p> <p>the valid-from equals the null and the current-time is less than the valid-to</p> <p>or</p> <p>the valid-from is less than the current-time and the valid-to is equal to null</p> <p>or</p> <p>the valid-from is equal to the valid-to equal to null.</p> |
| VALID-TO | <p>Specifies the end time that this record expires or is invalid.</p> <p>DATE</p> <p>The DN2RN record is active if:</p> <p>the valid-from is less than or equal to the current-time less than or equal to the valid-to</p> <p>or</p> <p>the valid-from equals null and the current-time equals the valid-to</p> <p>or</p> <p>the valid-from equals the current-time and the valid-to equals null</p> <p>or</p> <p>the valid-from equals the valid-to equals null.</p> |

International Dial Plan

The International Dial Plan (intl-dial-plan) table holds international dial plan information for calls to regions outside the North American Numbering Plan (NANP). It contains the country code, minimum and maximum digits, the country name, and the route-grp-id.

Table Name: INTL-DIAL-PLAN

Table Containment Area: Call Agent

Command Types

Show, add, change, and delete

Examples

```
show intl-dial-plan id=intldp1; cc=122;
add intl-dial-plan id=intldp1; cc=122; min-digits=7; max-digits=10;
change intl-dial-plan id=intldp1; cc=122; description=France;
delete intl-dial-plan id=intldp1; cc=122;
```

Usage Guidelines

Primary Key Token(s): id, cc

Foreign Key Token(s): id, dest-id

Add Rules: intl-dial-plan-profile id must exist.

Change Rules: id must exist.

Delete Rules: None.

Syntax Description

| | |
|---------------------------------|--|
| * ID | Primary key. Foreign key: International Dial Plan Profile table. International dial plan profile ID. VARCHAR(16): 1–16 ASCII characters. |
| * CC | Primary key. Country code digits. Country code as defined in ITU-T Recommendation E.164. Service provider must determine and enter accordingly. This information is often found in the front of some telephone directories. See Recommendation E.164. VARCHAR(5): 1–5 numeric characters. |
| AUTO-REFRESH | Specifies whether to display cached data on the screen. Valid only for the show command. CHAR(1): Y/N (Default = Y). Y—Queries the database for the most current data. N—Queries the database for the most current data only if the cached data is unavailable. |
| DESCRIPTION (EMS-only field) | Service provider-defined description. VARCHAR(64): 1–64 ASCII characters. |
| DEST-ID | Foreign key: Destination table. Used only if the service provider is also a carrier and wants to route the international call to the appropriate gateway. VARCHAR(16): 1–16 ASCII characters. |

| | |
|---------------------------|---|
| DISPLAY | <p>Specifies what token information to display on the screen. Valid only for the show command.</p> <p>VARCHAR(1024): 1–1024 (Default = all tokens are displayed). Permitted values are any valid token that can be shown for this command. Multiple tokens can be entered by separating with a comma.</p> |
| LIMIT | <p>Specifies the number of rows to display on the screen. Valid only for the show command.</p> <p>INTEGER: 1–100000000 (Default = 100000000).</p> <p>Note The actual maximum number of rows displayed is currently lower than 100000000 due to software limitations.</p> |
| MAX-DIGITS | <p>Maximum number of digits allowed. Maximum number of digits for any phone number in the country being added.</p> <p>SMALLINT: 3–64 (Default = 16).</p> |
| MIN-DIGITS | <p>Minimum number of digits required for a call to this country. Minimum number of digits for any phone number in the country being added.</p> <p>SMALLINT: 3–16 (Default = 6).</p> <p>SMALLINT: 3–64 (Default = 6). (Release 4.5)</p> |
| ORDER | <p>Specifies whether to display data on the screen in a sorted order. Valid only for the show command.</p> <p>VARCHAR(1024): 1–1024 (Default = all rows are displayed). Permitted values are any valid token that can be shown for this command. Multiple tokens can be entered by separating with a comma.</p> |
| PADDED-CC (Release 4.5.1) | <p>Used to pad country code (cc) digits. Automatically generated by EMS if not provisioned.</p> <p>If 1 digit cc, pad cc with 2 zeros (2 becomes 002)</p> <p>If 2 digit cc, pad cc with 1 zero (44 becomes 044).</p> <p>If 3 digit cc, no padding required, copy as is.</p> <p>If cc > 3 digits, copy the first 3 digits.</p> <p>STRING: 3 numeric characters.</p> |
| START-ROW | <p>Specifies to begin displaying data on the screen at a specific row. Valid only for the show command.</p> <p>INTEGER: 1–100000000 (Default = 1).</p> |

International Dial Plan Profile

The International Dial Plan Profile (intl-dial-plan-profile) table is used to create unique IDs for international dial plans. This ID must be created before provisioning the International Dial Plan table.

Table Name: INTL-DIAL-PLAN-PROFILE

Table Containment Area: Call Agent

Command Types

Show, add, change, and delete

Examples

```
show intl-dial-plan-profile id=pop1;
add intl-dial-plan-profile id=pop1; description=default International Dialing plan for
Call Agent;
change intl-dial-plan-profile id=pop1; description=International Dialing plan for POP1;
delete intl-dial-plan-profile id=pop1;
```

Usage Guidelines

Primary Key Token(s): id

Add Rules: None.

Change Rules: None.

Delete Rules: Id does not exist in any: dial-plan::id; sub-profile::dial-plan-id; pop::lnp-dp-id;
trunk-grp::dial-plan-id; or carrier::dial-plan-id.

Syntax Description

| | |
|---------------------------------|--|
| * ID | Primary key. Unique ID for this international dial plan profile. VARCHAR(16): 1–16 ASCII characters. |
| AUTO-REFRESH | Specifies whether to display cached data on the screen. Valid only for the show command. CHAR(1): Y/N (Default = Y). Y—Queries the database for the most current data. N—Queries the database for the most current data only if the cached data is unavailable. |
| DESCRIPTION (EMS-only field) | Service provider-defined description. VARCHAR(64): 1–64 ASCII characters. |
| DISPLAY | Specifies what token information to display on the screen. Valid only for the show command. VARCHAR(1024): 1–1024 (Default = all tokens are displayed). Permitted values are any valid token that can be shown for this command. Multiple tokens can be entered by separating with a comma. |
| LIMIT | Specifies the number of rows to display on the screen. Valid only for the show command. INTEGER: 1–100000000 (Default = 100000000). Note The actual maximum number of rows displayed is currently lower than 100000000 due to software limitations. |
| ORDER | Specifies whether to display data on the screen in a sorted order. Valid only for the show command. VARCHAR(1024): 1–1024 (Default = all rows are displayed). Permitted values are any valid token that can be shown for this command. Multiple tokens can be entered by separating with a comma. |
| START-ROW | Specifies to begin displaying data on the screen at a specific row. Valid only for the show command. INTEGER: 1–100000000 (Default = 1). |

Local Number Portability Profile (Release 4.4.0)

The Local Number Portability (LNP) Profile (lnp-profile) table defines an LNP Profile supported by the Cisco BTS 10200 Softswitch.

Table Name: LNP-PROFILE

Table Containment Area: Call Agent, FSAIN

Command Types

Show, add, change and delete

Examples

```
show lnp-profile id=default;  
add lnp-profile id=default; lnp-db-type=GN; internal-lnp-db=Y; all-call-query=N;  
onward-call-routing=Y;  
change lnp-profile id=default; all-call-query=Y; onward-call-routing=N;  
delete lnp-profile id=default;
```

Usage Guidelines

Primary Key Token(s): id

Add Rules: None.

Change Rules: None.

Delete Rules: None.

Syntax Description

| | |
|---------------|---|
| * ID | Primary key. The LNP Profile ID. The LNP Profile id to use as defined in the Call Agent Configuration table. VARCHAR(16): 1–16 ASCII characters. |
| * LNP-DB-TYPE | Specifies the LNP database type supported on the Cisco BTS 10200 Softswitch. VARCHAR(16): 1–16 ASCII characters. Permitted values are: LRN—LRN-based LNP support. The call is routed based on the LRN, but the called number is carried in the GAP parameter. Note If lnp-db-type=LRN, then internal-lnp-db=N and external-lnp-db=Y. GN—GN (Gateway Number)-based LNP as used in Hong Kong. Each ported number is assigned a unique number based on the network the call is ported to. When the call reaches a recipient switch, a reverse lookup is made from the GN to find the actual DN to terminate the call. RN—Routing Number (RN)-based LNP. The call to the ported-out subscriber is routed to a specified network by prefixing the RN to the called number or by signaling it in the ISUP message. (Release 4.5) CF—Call Forwarding-based LNP. The Donor switch looks up the new number assigned to the ported-out subscriber and the call is forwarded to the new number. |

| | |
|--|--|
| ALL-CALL-QUERY | <p>Specifies whether to perform an LNP query on all calls.</p> <p>CHAR(1): Y/N (Default = N).</p> <p>Y—An LNP query is required for all calls.</p> <p>N—An LNP query is not required for all calls.</p> |
| AUTO-REFRESH | <p>Specifies whether to display cached data on the screen. Valid only for the show command.</p> <p>CHAR(1): Y/N (Default = Y).</p> <p>Y—Queries the database for the most current data.</p> <p>N—Queries the database for the most current data only if the cached data is unavailable.</p> |
| DISPLAY | <p>Specifies what token information to display on the screen. Valid only for the show command.</p> <p>VARCHAR(1024): 1–1024 (Default = all tokens are displayed). Permitted values are any valid token that can be shown for this command. Multiple tokens can be entered by separating with a comma.</p> |
| EXTERNAL-LNP-DB | <p>Specifies the Cisco BTS 10200 Softswitch external LNP Database where an external LNP query is required.</p> <p>CHAR(1): Y/N (Default = N).</p> <p>Note If both the internal-lnp-db and external-lnp-db are set to Y, then the internal-lnp-db lookup occurs first. If an entry is not found, it then performs an external-lnp-db lookup.</p> <p>Note If lnp-db-type=RN, then external-lnp-db=N. (Release 4.5)</p> |
| INTERNAL-LNP-DB | <p>Specifies the Cisco BTS 10200 Softswitch local LNP database.</p> <p>CHAR(1): Y / N (Default = N).</p> <p>Note If both the internal-lnp-db and external-lnp-db are set to Y, then the internal-lnp-db lookup occurs first. If an entry is not found, it then performs an external-lnp-db lookup.</p> <p>Note If lnp-db-type=RN, then internal-lnp-db=Y. (Release 4.5)</p> |
| LIMIT | <p>Specifies the number of rows to display on the screen. Valid only for the show command.</p> <p>INTEGER: 1–100000000 (Default = 100000000).</p> <p>Note The actual maximum number of rows displayed is currently lower than 100000000 due to software limitations.</p> |
| ONWARD-CALL-ROUTING (Not used in Release 4.4.0/1.) | <p>Specifies whether the LNP type is Onward Call Routing (OCR).</p> <p>CHAR(1): Y/N (Default = N).</p> <p>Y—When the call reaches the donor switch, the switch performs an LNP lookup and routes the call towards recipient switch based on the LNP type.</p> <p>N—The LNP type is not OCR.</p> |

| | |
|-----------------------------------|--|
| ORDER | <p>Specifies whether to display data on the screen in a sorted order. Valid only for the show command.</p> <p>VARCHAR(1024): 1–1024 (Default = all rows are displayed). Permitted values are any valid token that can be shown for this command. Multiple tokens can be entered by separating with a comma.</p> |
| QUERY-ON-RELEASE | <p>Specifies whether the LNP type is Query On Release (QOR).</p> <p>CHAR(1): Y/N (Default = N).</p> <p>Y—If release-cause=ported number is received at the originating Cisco BTS 10200 Softswitch, then LNP Query is to be performed.</p> <p>N—The LNP type is not QOR.</p> |
| RELEASE-CAUSE | <p>Specifies whether to use a release cause when a called number is ported-out. In the United States, when a call to a ported number is received, the switch sends a release cause of 26 indicating a “misrouted ported number” call. In the EMEA market, when an LNP using QOR is deployed, a release cause (usually 14 but can be different depending on the country variant) indicating “call to a ported number” is sent.</p> <p>INTEGER: 0–255 (Default = 26)</p> <p>Note If lnp-db-type=LRN, this token defaults to 26. If lnp-db-type is not LRN, this token defaults to 14. (Release 4.5)</p> <p>26—Misrouted call to a ported number.</p> <p>14—Ported number.</p> |
| RN-SIGNALING-METHOD (Release 4.5) | <p>Specifies the RN signaling between networks. This field is not used when a signaling call is within the network.</p> <p>VARCHAR(32): 1–32 ASCII characters. Permitted values are:</p> <p>NA (Default)—Not Applicable. If lnp-db-type=RN you cannot set method to NA.</p> <p>PREFIX-METHOD—The RN is prefixed to the Called Party Number. The call is routed based on the RN+DN.</p> <p>SEPARATE-RN (Not used)—The RN and DN are sent separately. Similar to U.S., where the LRN is sent as a Called Party Number while the Ported Number is signaled in the GAP.</p> |
| START-ROW | <p>Specifies to begin displaying data on the screen at a specific row. Valid only for the show command.</p> <p>INTEGER: 1–100000000 (Default = 1).</p> |

Local Service Area

The Local Service Area (lsa) table provides extended local service. If a North American Numbering Plan (NANP) dialed call results in an intraLATA toll or an interLATA call, and the subscriber has an lsa-id associated in either the Subscriber Profile or POP table, the LSA table is screened to check if the dialed digits appear in the subscriber LSA area. If the dialed digits are found in the LSA table, the call is converted to a local call.



Note

If an lsa-id is defined in the Subscriber Profile table, it is used. If an lsa-id is not defined, then the lsa-id assigned in the POP table is used.

Table Name: LSA

Table Containment Area: Call Agent

Command Types

Show, add, and delete

Examples

```
show lsa id=1; digit-string=972-671;
add lsa id=1; digit-string=972-671;
delete lsa id=1; digit-string=972-671;
```

Usage Guidelines

Primary Key Token(s): id, digit-string

Foreign Key Token(s): id

Add Rules: lsa-profile id must exist.

Delete Rules: None.

Syntax Description

| | |
|----------------|--|
| * ID | Primary key. Foreign key: LSA Profile table. Specifies the LSA ID. VARCHAR(16): 1–16 ASCII characters. |
| * DIGIT-STRING | Primary key. Digit string to be converted to a local call. VARCHAR(14): 1–14 numeric digits. Format NPA, NPA-NXX, NPA-NXX-X, or NPA-NXX-XX. |
| AUTO-REFRESH | Specifies whether to display cached data on the screen. Valid only for the show command. CHAR(1): Y/N (Default = Y). Y—Queries the database for the most current data. N—Queries the database for the most current data only if the cached data is unavailable. |

| | |
|-----------|---|
| DISPLAY | <p>Specifies what token information to display on the screen. Valid only for the show command.</p> <p>VARCHAR(1024): 1–1024 (Default = all tokens are displayed). Permitted values are any valid token that can be shown for this command. Multiple tokens can be entered by separating with a comma.</p> |
| LIMIT | <p>Specifies the number of rows to display on the screen. Valid only for the show command.</p> <p>INTEGER: 1–100000000 (Default = 100000000).</p> <p>Note The actual maximum number of rows displayed is currently lower than 100000000 due to software limitations.</p> |
| ORDER | <p>Specifies whether to display data on the screen in a sorted order. Valid only for the show command.</p> <p>VARCHAR(1024): 1–1024 (Default = all rows are displayed). Permitted values are any valid token that can be shown for this command. Multiple tokens can be entered by separating with a comma.</p> |
| START-ROW | <p>Specifies to begin displaying data on the screen at a specific row. Valid only for the show command.</p> <p>INTEGER: 1–100000000 (Default = 1).</p> |

Local Service Area Profile

The Local Service Area (LSA) Profile (lsa-profile) table defines new LSA IDs before they are assigned to subscribers. An ID must be created in this table before entries can be added to the Local Service Area table.

Table Name: LSA-PROFILE

Table Containment Area: EMS

Command Types

Show, add, change, and delete

Examples

```
show lsa-profile id=1;lsa=atlantalsa;
add lsa-profile id=1; lsa=atlantalsa; lsa-id=1; description=local service area for atlanta;
change lsa-profile id=1;description=local service area for atlanta and near suburbs;
delete lsa-profile id=1
```

Usage Guidelines

Primary Key Token(s): id

Add Rules: None.

Change Rules: None.

Delete Rules: None.

Syntax Description

| | |
|---------------------------------|--|
| * ID | Primary key. Specifies the LSA ID. Assigned by service provider. VARCHAR(16): 1–16 ASCII characters. |
| AUTO-REFRESH | Specifies whether to display cached data on the screen. Valid only for the show command. CHAR(1): Y/N (Default = Y). Y—Queries the database for the most current data. N—Queries the database for the most current data only if the cached data is unavailable. |
| DESCRIPTION (EMS-only field) | Service provider-defined description. VARCHAR(64): 1–64 ASCII characters. |
| DISPLAY | Specifies what token information to display on the screen. Valid only for the show command. VARCHAR(1024): 1–1024 (Default = all tokens are displayed). Permitted values are any valid token that can be shown for this command. Multiple tokens can be entered by separating with a comma. |
| LIMIT | Specifies the number of rows to display on the screen. Valid only for the show command. INTEGER: 1–100000000 (Default = 100000000). Note The actual maximum number of rows displayed is currently lower than 100000000 due to software limitations. |
| ORDER | Specifies whether to display data on the screen in a sorted order. Valid only for the show command. VARCHAR(1024): 1–1024 (Default = all rows are displayed). Permitted values are any valid token that can be shown for this command. Multiple tokens can be entered by separating with a comma. |
| START-ROW | Specifies to begin displaying data on the screen at a specific row. Valid only for the show command. INTEGER: 1–100000000 (Default = 1). |

Nature of Address Route (Release 4.5)

The Nature of Address (NOA) Route (noa-route) table defines NOA-based routing on the Cisco BTS 10200 Softswitch. When the NOA-based routing is specified in the Dial Plan Profile table the Cisco BTS 10200 Softswitch uses the received NOA to index the NOA Route table and determine the destination id for further routing. The destination id can point to a specific route based on the NOA or it can point to a dial plan. When a destination id points to a dial plan, the received called party number is translated using the dial plan.

Table Name: NOA-ROUTE

Table Containment Area: Call Agent

Command Types

Show, add, change and delete

Examples

```
show noa-route;  
add noa-route id=NoaRt; noa=ported-number; dest-id=lnpDP  
change noa-route id=NoaRt; noa=ported-number; dest-id=RnDp  
delete noa-route id=NoaRt; noa=ported-number;
```

Usage Guidelines

Primary Key Token(s): id, noa

Foreign Key Token(s): id, dest-id

Add Rules: None.

Change Rules: None.

Delete Rules: None.

Syntax Description

| | |
|-----------|---|
| * ID | Primary key. Foreign key: NOA Route Profile table. The NOA Route Profile id. VARCHAR(16): 1–16 ASCII characters. |
| * NOA | Primary key. The Nature of Address. VARCHAR(32): 1–32 ASCII characters. Permitted values are: PORTED-NUMBER-WITH-RN—The ported number is prefixed with Network ID and Switch ID (RN+DN). PORTED-NUMBER-WITHOUT-RN—The ported number may be prefixed with a Network ID, or may not be prefixed with anything (DN or NTWK-ID plus the DN), but does not include the switch id. |
| * DEST-ID | Foreign key: Destination table. The destination id associated with the received NOA. VARCHAR(16): 1–16 ASCII characters. |

| | |
|--------------|---|
| AUTO-REFRESH | <p>Specifies whether to display cached data on the screen. Valid only for the show command.</p> <p>CHAR(1): Y/N (Default = Y).</p> <p>Y—Queries the database for the most current data.</p> <p>N—Queries the database for the most current data only if the cached data is unavailable.</p> |
| DISPLAY | <p>Specifies what token information to display on the screen. Valid only for the show command.</p> <p>VARCHAR(1024): 1–1024 (Default = all tokens are displayed). Permitted values are any valid token that can be shown for this command. Multiple tokens can be entered by separating with a comma.</p> |
| LIMIT | <p>Specifies the number of rows to display on the screen. Valid only for the show command.</p> <p>INTEGER: 1–100000000 (Default = 100000000).</p> <p>Note The actual maximum number of rows displayed is currently lower than 100000000 due to software limitations.</p> |
| ORDER | <p>Specifies whether to display data on the screen in a sorted order. Valid only for the show command.</p> <p>VARCHAR(1024): 1–1024 (Default = all rows are displayed). Permitted values are any valid token that can be shown for this command. Multiple tokens can be entered by separating with a comma.</p> |
| START-ROW | <p>Specifies to begin displaying data on the screen at a specific row. Valid only for the show command.</p> <p>INTEGER: 1–100000000 (Default = 1).</p> |

Nature of Address Route Profile (Release 4.5)

The Nature of Address (NOA) Route Profile (noa-route-profile) table is used to support NOA-based routing on the Cisco BTS10200 Softswitch. This profile defines the NOA route id. The id can be assigned to a single Dial Plan Profile table or multiple Dial Plan Profile tables.

Table Name: NOA-ROUTE-PROFILE

Table Containment Area: Call Agent

Command Types

Show, add, change and delete

Examples

```
show noa-route-profile;
add noa-route-profile id=NoaRt;
change noa-route-profile id=NoaRt; description=noa specific route profile ID
delete noa-route-profile id=NoaRt;
```

Usage Guidelines

Primary Key Token(s): id
 Add Rules: None.
 Change Rules: None.
 Delete Rules: None.

Syntax Description

| | |
|--------------|--|
| * ID | Primary key. The NOA Route Profile id. VARCHAR(16): 1–16 ASCII characters. |
| AUTO-REFRESH | Specifies whether to display cached data on the screen. Valid only for the show command. CHAR(1): Y/N (Default = Y). Y—Queries the database for the most current data. N—Queries the database for the most current data only if the cached data is unavailable. |
| DESCRIPTION | Service provider-defined description. VARCHAR(64): 1–64 ASCII characters. |
| DISPLAY | Specifies what token information to display on the screen. Valid only for the show command. VARCHAR(1024): 1–1024 (Default = all tokens are displayed). Permitted values are any valid token that can be shown for this command. Multiple tokens can be entered by separating with a comma. |
| LIMIT | Specifies the number of rows to display on the screen. Valid only for the show command. INTEGER: 1–100000000 (Default = 100000000). Note The actual maximum number of rows displayed is currently lower than 100000000 due to software limitations. |
| ORDER | Specifies whether to display data on the screen in a sorted order. Valid only for the show command. VARCHAR(1024): 1–1024 (Default = all rows are displayed). Permitted values are any valid token that can be shown for this command. Multiple tokens can be entered by separating with a comma. |
| START-ROW | Specifies to begin displaying data on the screen at a specific row. Valid only for the show command. INTEGER: 1–100000000 (Default = 1). |

Policy NXX

The Policy NXX (policy-nxx) table is used when a number services call results in a translated number, carrier ID, translated number and a carrier ID, or a route ID.

Table Name: POLICY-NXX

Table Containment Area: Call Agent (Not used), AIN Feature Server

Command Types

Show, add, change, and delete

Examples

```
show policy-nxx id=normalroute;
add policy-nxx id=normalroute;
change policy-nxx id=normalroute; carrier=1234;
delete policy-nxx id=normalroute;
```

Usage Guidelines

Primary Key Token(s): id

Add Rules: policy-id exists in policy-<policy-type>::id if entered.

Change Rules: policy-id exists in policy-<policy-type>::id if entered.

Delete Rules: ID cannot exist in any <route-guide, policy-odr, policy-region, policy-percent, policy-tod, policy-prefix, policy-oli, or policy-pop>::policy-id where policy-type = nxx.



Note

Both the carrier and the translated-dn can be entered; however, if route is entered, neither the carrier-id nor the translated-dn can be entered.

Syntax Description

| | |
|--------------|--|
| * ID | Primary key. Policy-nxx identification field. VARCHAR(16): 1–16 ASCII characters. |
| AUTO-REFRESH | Specifies whether to display cached data on the screen. Valid only for the show command. CHAR(1): Y/N (Default = Y). Y—Queries the database for the most current data. N—Queries the database for the most current data only if the cached data is unavailable. |
| CARRIER | Carrier identification code (CIC). Used for routing a call. CHAR(4): 0000–9999. See Carrier , page 3-7. |
| DISPLAY | Specifies what token information to display on the screen. Valid only for the show command. VARCHAR(1024): 1–1024 (Default = all tokens are displayed). Permitted values are any valid token that can be shown for this command. Multiple tokens can be entered by separating with a comma. |

| | |
|---------------|---|
| LIMIT | <p>Specifies the number of rows to display on the screen. Valid only for the show command.</p> <p>INTEGER: 1–100000000 (Default = 100000000).</p> <p>Note The actual maximum number of rows displayed is currently lower than 100000000 due to software limitations.</p> |
| ORDER | <p>Specifies whether to display data on the screen in a sorted order. Valid only for the show command.</p> <p>VARCHAR(1024): 1–1024 (Default = all rows are displayed). Permitted values are any valid token that can be shown for this command. Multiple tokens can be entered by separating with a comma.</p> |
| ROUTE | <p>Defines a list of trunk groups.</p> <p>VARCHAR(16): 1–16 ASCII characters.</p> |
| START-ROW | <p>Specifies to begin displaying data on the screen at a specific row. Valid only for the show command.</p> <p>INTEGER: 1–100000000 (Default = 1).</p> |
| TRANSLATED-DN | <p>The call is routed to the translated DN.</p> <p>VARCHAR(14): 1–14 numeric digits.</p> |

Policy Origin Dependent Routing

The Policy Origin Dependent Routing (policy-odr) table is used for origin-dependent routing. The NPA (or NPA-NXX) of the calling party number selects a route. If no match is found based on the calling party number, the route marked as *default* routes the call.

Table Name: POLICY-ODR

Table Containment Area: Call Agent, AIN Feature Server

Command Types

Show, add, change, and delete

Examples

```
show policy-odr id=ca200; digit-string=512;
add policy-odr id=ca200; digit-string=512; policy-type=tod; policy-id=tod101;
change policy-odr id=ca200; digit-string=512; policy-type=tod; policy-id=tod102;
delete policy-odr id=ca200; digit-string=512;
```

Usage Guidelines

Primary Key Token(s): id, digit-string

Add Rules: policy-id exists in policy-<policy-type>::id if entered.

Change Rules: policy-id exists in policy-<policy-type>::id if entered.

Delete Rules: id does not exist in any <route-guide, policy-region, policy-percent, policy-tod, policy-prefix, policy-oli, or policy-pop>::policy-id where policy-type = odr.

Syntax Description

| | |
|---------------|---|
| * ID | Primary key. Policy-odr identification field. Assigned by service provider. VARCHAR(16): 1–16 ASCII characters. |
| * POLICY-TYPE | Points to the next policy type table to use in the sequence. Policy routing continues until policy-type=route or policy-nxx is reached. All policy-types except route point to the Policy-\$type table where \$type = odr tod percent prefix oli pop nxx. If policy-type = route, the Route table is used for routing. The policy-id indexes the Policy or Route table, whatever the case may be. VARCHAR(7): 1–7 ASCII characters. Permitted values are: TOD—Time-of-day routing. PERCENT—Percent allocation. PREFIX—Prefix-based routing. OLI —Originating line information. POP—Point of presence. ROUTE—Go to Route table. NXX—Use translated DN. REGION—Region-based routing. |
| * POLICY-ID | ID of the Policy or Route table that matches the policy type. Indexes the ID to the type. VARCHAR(16): 1–16 ASCII characters. |
| DIGIT-STRING | Primary key. Longest match based on the calling party number. VARCHAR(10): 1–10 ASCII characters in the format NDC+EC+DN or DEFAULT. Use the character string <i>default</i> to define a default route for the specified ID. If a record based on the calling party number is not found, the Call Agent searches for the <i>default</i> record. |
| AUTO-REFRESH | Specifies whether to display cached data on the screen. Valid only for the show command. CHAR(1): Y/N (Default = Y). Y—Queries the database for the most current data. N—Queries the database for the most current data only if the cached data is unavailable. |
| DISPLAY | Specifies what token information to display on the screen. Valid only for the show command. VARCHAR(1024): 1–1024 (Default = all tokens are displayed). Permitted values are any valid token that can be shown for this command. Multiple tokens can be entered by separating with a comma. |
| LIMIT | Specifies the number of rows to display on the screen. Valid only for the show command. INTEGER: 1–100000000 (Default = 100000000). Note The actual maximum number of rows displayed is currently lower than 100000000 due to software limitations. |

| | |
|-----------|--|
| ORDER | Specifies whether to display data on the screen in a sorted order. Valid only for the show command. VARCHAR(1024): 1–1024 (Default = all rows are displayed). Permitted values are any valid token that can be shown for this command. Multiple tokens can be entered by separating with a comma. |
| START-ROW | Specifies to begin displaying data on the screen at a specific row. Valid only for the show command. INTEGER: 1–100000000 (Default = 1). |

Policy Originating Line Information

The Policy Originating Line Information (policy-oli) table performs routing based on the originating line information of the calling party number.

Table Name: POLICY-OLI

Table Containment Area: Call Agent, AIN Feature Server

Command Types

Show, add, change, and delete

Examples

```
show policy-oli id=normalroute; oli=00;
add policy-oli id=normalroute; oli=00; policy-type=tod; policy-id=holiday;
change policy-oli id=normalroute; oli=00; policy-type=tod; policy-id=regular;
delete policy-oli id=normalroute; oli=00;
```

Usage Guidelines

Primary Key Token(s): id, oli

Add Rules: policy-id exists in policy-<policy-type>::id if entered.

Change Rules: policy-id exists in policy-<policy-type>::id if entered.

Delete Rules: id does not exist in any <route-guide, policy-odr, policy-region, policy-percent, policy-tod, policy-prefix, or policy-pop>::policy-id where policy-type = oli.

Syntax Description

| | |
|-------------|--|
| * ID | Primary key. Originating line information identification field. Assigned by service provider. VARCHAR(16): 1–16 ASCII characters. |
| * OLI | Primary key. Originating line information parameter. SMALLINT: 0–99 or 255. OLI = 255 defines default route for the specified ID. If a record based on the calling party OLI is not found, the Call Agent searches for the default record based on OLI = 255. |
| * POLICY-ID | ID of the Policy or Route table that matches the policy type. Indexes the ID to the type. VARCHAR(16): 1–16 ASCII characters. |

| | |
|---------------|---|
| * POLICY-TYPE | <p>Points to the next policy type table to be used in the sequence. Policy routing continues until policy-type=route or policy-nxx is reached. All policy-types except route point to the Policy-\$type table where \$type = odr tod percent prefix oli pop nxx. If policy-type = route, the Route table is used for routing. The policy-id indexes the Policy or Route table, whatever the case may be.</p> <p>Examples:</p> <p>If policy-type=tod, then the policy-tod table is indexed with policy-id.</p> <p>If policy-type=route, then the route table is indexed with policy-id.</p> <p>VARCHAR(7): 1–7 ASCII characters. Permitted values are:</p> <p>ODR—Origin dependent routing.</p> <p>TOD—Time-of-day routing.</p> <p>PERCENT—Percent allocation.</p> <p>PREFIX—Prefix-based routing.</p> <p>POP—Point of presence.</p> <p>ROUTE—Go to Route table.</p> <p>NXX—Use translated DN.</p> <p>REGION—Region-based routing.</p> |
| AUTO-REFRESH | <p>Specifies whether to display cached data on the screen. Valid only for the show command.</p> <p>CHAR(1): Y/N (Default = Y).</p> <p>Y—Queries the database for the most current data.</p> <p>N—Queries the database for the most current data only if the cached data is unavailable.</p> |
| DISPLAY | <p>Specifies what token information to display on the screen. Valid only for the show command.</p> <p>VARCHAR(1024): 1–1024 (Default = all tokens are displayed). Permitted values are any valid token that can be shown for this command. Multiple tokens can be entered by separating with a comma.</p> |
| LIMIT | <p>Specifies the number of rows to display on the screen. Valid only for the show command.</p> <p>INTEGER: 1–100000000 (Default = 100000000).</p> <p>Note The actual maximum number of rows displayed is currently lower than 100000000 due to software limitations.</p> |
| ORDER | <p>Specifies whether to display data on the screen in a sorted order. Valid only for the show command.</p> <p>VARCHAR(1024): 1–1024 (Default = all rows are displayed). Permitted values are any valid token that can be shown for this command. Multiple tokens can be entered by separating with a comma.</p> |
| START-ROW | <p>Specifies to begin displaying data on the screen at a specific row. Valid only for the show command.</p> <p>INTEGER: 1–100000000 (Default = 1).</p> |

Policy Percent

The Policy Percent (policy-percent) table distributes traffic based on percent allocation. This type of traffic distribution is used primarily for local 8XX routing and Tandem applications.

Table Name: POLICY-PERCENT

Table Containment Area: Call Agent, AIN Feature Server

Command Types

Show, add, change, and delete

Examples

```
show policy-percent id=texaspercent;  
add policy-percent id=texaspercent; begin-range1=1; end-range1=90; policy-type1=tod;  
policy-id1=tod001;  
change policy-percent id=texaspercent; begin-range2=91; end-range2=100; policy-type1=tod;  
policy-id1=tod002;  
delete policy-percent id=texaspercent;
```

Usage Guidelines

Primary Key Token(s): id

Add Rules: policy-id exists in policy-<policy-type>::id if entered.

Change Rules: policy-id exists in policy-<policy-type>::id if entered.

Delete Rules: id does not exist in any <route-guide, policy-odr, policy-region, policy-tod, policy-prefix, policy-oli, or policy-pop>::policy-id where policy-type = percent.

Syntax Description

| | |
|----------------|--|
| * ID | Primary key. Unique identifier for this policy-percent. Assigned by service provider. VARCHAR(16): 1–16 ASCII characters. |
| * BEGIN-RANGE1 | At least one range must be specified. Defines the beginning percent range (beginning and ending percents) for the first destination. SMALLINT: 1–100. |
| * END-RANGE1 | Defines the end of the percent range (beginning and ending percents) for the first destination. SMALLINT: 1–100. |

| | |
|----------------|---|
| * POLICY-TYPE1 | <p>Points to the next policy type table to be used in the sequence. Policy routing continues until policy-type=route or Policy-nxx is reached. All policy-types except route point to the Policy-\$type table where \$type = odr tod percent prefix oli pop nxx. If policy-type = route, the Route table is used for routing. The policy-id indexes the Policy or Route table, whatever the case may be.</p> <p>Examples:</p> <p>If policy-type=tod, then the policy-tod table is indexed with policy-id.</p> <p>If policy-type=route, then the route table is indexed with policy-id.</p> <p>VARCHAR(7): 1–7 ASCII characters. Permitted values are:</p> <p>ODR—Origin-dependent routing.</p> <p>TOD—Time-of-day routing.</p> <p>PREFIX—Prefix-based routing.</p> <p>OLI—Originating line information.</p> <p>POP—Point of presence.</p> <p>ROUTE—Go to Route table.</p> <p>NXX—Use translated DN.</p> <p>REGION—Region-based routing.</p> |
| * POLICY-ID1 | <p>ID of the Policy or Route table matching the policy type. Indexes the ID to the type.</p> <p>VARCHAR(16): 1–16 ASCII characters.</p> |
| AUTO-REFRESH | <p>Specifies whether to display cached data on the screen. Valid only for the show command.</p> <p>CHAR(1): Y/N (Default = Y).</p> <p>Y—Queries the database for the most current data.</p> <p>N—Queries the database for the most current data only if the cached data is unavailable.</p> |
| BEGIN-RANGE2 | <p>Defines the beginning percent range (beginning and ending percents) for the second destination.</p> <p>SMALLINT: 1–100.</p> |
| BEGIN-RANGE3 | <p>Defines the beginning percent range (beginning and ending percents) for the third destination.</p> <p>SMALLINT: 1–100.</p> |
| BEGIN-RANGE4 | <p>Defines the beginning percent range (beginning and ending percents) for the fourth destination.</p> <p>SMALLINT: 1–100.</p> |
| BEGIN-RANGE4 | <p>Defines the beginning percent range (beginning and ending percents) for the fourth destination.</p> <p>SMALLINT: 1–100.</p> |
| BEGIN-RANGE5 | <p>Defines the beginning percent range (beginning and ending percents) for the fifth destination.</p> <p>SMALLINT: 1–100.</p> |

| | |
|---------------------|--|
| DEFAULT-POLICY-ID | ID of a Policy or Route table matching the policy type. Indexes the ID to the type. Assigned by service provider. VARCHAR(16): 1–16 ASCII characters. |
| DEFAULT-POLICY-TYPE | See policy-type1. If default treatment is not specified, CLI copies the range1 information here. VARCHAR(7): 1–7 ASCII characters. |
| DISPLAY | Specifies what token information to display on the screen. Valid only for the show command. VARCHAR(1024): 1–1024 (Default = all tokens are displayed). Permitted values are any valid token that can be shown for this command. Multiple tokens can be entered by separating with a comma. |
| END-RANGE2 | Defines the end of the percent range (beginning and ending percents) for the second destination. SMALLINT: 1–100. |
| END-RANGE3 | Defines the end of the percent range (beginning and ending percents) for the third destination. SMALLINT: 1–100. |
| END-RANGE4 | Defines the end of the percent range (beginning and ending percents) for the fourth destination. SMALLINT: 1–100. |
| END-RANGE5 | Defines the end of the percent range (beginning and ending percents) for the fifth destination. SMALLINT: 1–100. |
| LIMIT | Specifies the number of rows to display on the screen. Valid only for the show command. INTEGER: 1–100000000 (Default = 100000000). Note The actual maximum number of rows displayed is currently lower than 100000000 due to software limitations. |
| ORDER | Specifies whether to display data on the screen in a sorted order. Valid only for the show command. VARCHAR(1024): 1–1024 (Default = all rows are displayed). Permitted values are any valid token that can be shown for this command. Multiple tokens can be entered by separating with a comma. |
| POLICY-ID2 | See policy-id1. VARCHAR(16): 1–16 ASCII characters. |
| POLICY-ID3 | See policy-id1. VARCHAR(16): 1–16 ASCII characters. |
| POLICY-ID4 | See policy-id1. VARCHAR(16): 1–16 ASCII characters. |
| POLICY-ID5 | See policy-id1. VARCHAR(16): 1–16 ASCII characters. |
| POLICY-TYPE2 | See policy-type1. VARCHAR(7): 1–7 ASCII characters. |

| | |
|--------------|---|
| POLICY-TYPE3 | See policy-type1. VARCHAR(7): 1–7 ASCII characters. |
| POLICY-TYPE4 | See policy-type1. VARCHAR(7): 1–7 ASCII characters. |
| POLICY-TYPE5 | See policy-type1. VARCHAR(7): 1–7 ASCII characters. |
| START-ROW | Specifies to begin displaying data on the screen at a specific row. Valid only for the show command. INTEGER: 1–100000000 (Default = 1). |

Policy Point of Presence

The Policy Point of Presence (policy-pop) (POP) based policy routing routes a call to the nearest trunk group when there are multiple trunk groups. There are several situations where a policy POP can be used. If a Call Agent serves several POPs, each POP can have its own announcement server. A POP-specific announcement server can be more efficient than a centralized announcement server. InterLATA carriers also have a point of presence in each POP. Route interLATA or international calls to the nearest carrier location using policy POP routing.

Table Name: POLICY-POP

Table Containment Area: Call Agent, AIN Feature Server

Command Types

Show, add, change, and delete

Examples

```
show policy-pop id=car9999; pop-id=dallaspop;
add policy-pop id=car9999; pop-id=dallaspop; policy-type=tod; policy-id=tod101;
change policy-pop id=car9999; pop-id=dallaspop; policy-type=oli; policy-id=tod101;
delete policy-pop id=car9999;
```

Usage Guidelines

Primary Key Token(s): id, pop-id

Add Rules: policy-id exists in policy-<policy-type>::id if entered.

Change Rules: policy-id exists in policy-<policy-type>::id if entered.

Delete Rules: id does not exist in any <route-guide, policy-odr, policy-region, policy-percent, policy-tod, policy-prefix, or policy-oli>::policy-id where policy-type = pop.

Syntax Description

| | |
|----------|---|
| * ID | Primary key. Policy POP identifier. VARCHAR(16): 1–16 ASCII characters. |
| * POP-ID | Primary key. The pop-id assigned to the subscriber profile or the incoming trunk group to be used. VARCHAR(16): 1–16 ASCII characters. |

| | |
|---------------|---|
| * POLICY-TYPE | <p>Points to the next policy type table to be used in the sequence. Policy routing continues until policy-type=route or policy-nxx is reached. All policy-types except route point to the policy-\$type table where \$type = odr tod percent prefix oli pop nxx. If policy-type = route, the Route table is used for routing. The policy-id indexes the Policy or Route table, whatever the case may be.</p> <p>Examples:</p> <p>If policy-type=tod, then the Policy TOD table is indexed with policy-id.</p> <p>If policy-type=route, then the Route table is indexed with policy-id.</p> <p>VARCHAR(7): 1–7 ASCII characters. Permitted values are:</p> <p>ODR—Origin dependent routing.</p> <p>TOD—Time of day routing.</p> <p>PERCENT—Percent allocation.</p> <p>PREFIX—Prefix-based routing.</p> <p>OLI—Originating line information.</p> <p>ROUTE—To Route table.</p> <p>NXX—Use translated DN.</p> <p>REGION—Region-based routing.</p> |
| * POLICY-ID | <p>ID of the Policy or Route table that matches the next policy type. Indexes the ID to the type.</p> <p>VARCHAR (16): 1–16 ASCII characters.</p> |
| AUTO-REFRESH | <p>Specifies whether to display cached data on the screen. Valid only for the show command.</p> <p>CHAR(1): Y/N (Default = Y).</p> <p>Y—Queries the database for the most current data.</p> <p>N—Queries the database for the most current data only if the cached data is unavailable.</p> |
| DISPLAY | <p>Specifies what token information to display on the screen. Valid only for the show command.</p> <p>VARCHAR(1024): 1–1024 (Default = all tokens are displayed). Permitted values are any valid token that can be shown for this command. Multiple tokens can be entered by separating with a comma.</p> |
| LIMIT | <p>Specifies the number of rows to display on the screen. Valid only for the show command.</p> <p>INTEGER: 1–100000000 (Default = 100000000).</p> <p>Note The actual maximum number of rows displayed is currently lower than 100000000 due to software limitations.</p> |

| | |
|-----------|--|
| ORDER | Specifies whether to display data on the screen in a sorted order. Valid only for the show command. VARCHAR(1024): 1–1024 (Default = all rows are displayed). Permitted values are any valid token that can be shown for this command. Multiple tokens can be entered by separating with a comma. |
| START-ROW | Specifies to begin displaying data on the screen at a specific row. Valid only for the show command. INTEGER: 1–100000000 (Default = 1). |

Policy Prefix

The Policy Prefix (policy-prefix) table provides information for call routing based on prefix (type of call). Typical call types include 1+ dialing, international calls, toll-free, and so on. This table is used mainly for carrier routing.

Table Name: POLICY-PREFIX

Table Containment Area: Call Agent

Command Types

Show, add, change, and delete

Examples

```
show policy-prefix id=standard;
add policy-prefix id=standard; prefix1=national; policy-type1=tod; policy-id1=tod01;
change policy-prefix id=standard; prefix2=da; policy-type=tod; policy-id=tod99;
delete policy-prefix id=standard;
```

Usage Guidelines

Primary Key Token(s): id

Add Rules: policy-id exists in policy-<policy-type>::id if entered.

Change Rules: policy-id exists in policy-<policy-type>::id if entered.

Delete Rules: id does not exist in any <route-guide, policy-odr, policy-region, policy-percent, policy-tod, policy-oli, or policy-pop>::policy-id where policy-type = prefix.

Syntax Description

| | |
|------|---|
| * ID | Primary key. Unique identifier for this policy prefix. VARCHAR(16): 1–16 ASCII characters. |
|------|---|

| | |
|-------------------|--|
| * PREFIX1 | <p>Type of call being provisioned.</p> <p>VARCHAR(10): 1–10 ASCII characters. Permitted values are:</p> <p>NATIONAL—National call (1+)</p> <p>INTL—International call (011+)</p> <p>OPERATOR—Operator call (0-, 00)</p> <p>NAT-OPR—National operator call (0+ call)</p> <p>INTL-OPR—International operator call (01+ call)</p> <p>TOLL-FREE—Toll free call (8XX)</p> <p>CUT-THRU—Cut-through call (101XXXX+#)</p> <p>DA—Directory assistance call</p> |
| * POLICY-TYPE1 | <p>Points to the next policy type table to be used in the sequence. Policy routing continues until policy-type=route or policy-nxx is reached. All policy-types except route point to the Policy-\$type table where \$type = odr tod percent prefix oli pop nxx. If policy-type = route, the Route table is used for routing. The policy-id indexes the Policy or Route table, whatever the case may be.</p> <p>Examples:</p> <p>If policy-type=tod, then the Policy-tod table is indexed with policy-id.</p> <p>If policy-type=route, then Route table is indexed with policy-id.</p> <p>VARCHAR(7): 1–7 ASCII characters. Permitted values are:</p> <p>ODR—Origin-dependent routing.</p> <p>TOD—Time of day routing.</p> <p>PERCENT—Percent allocation.</p> <p>OLI—Originating line information.</p> <p>POP—Point of presence.</p> <p>ROUTE—Go to Route table.</p> <p>NXX—Use translated DN.</p> <p>REGION—Region-based routing.</p> |
| * POLICY-ID1 | <p>ID of the Policy or Route table that matches the policy type. Indexes the ID to the type.</p> <p>VARCHAR(16): 1–16 ASCII characters.</p> |
| AUTO-REFRESH | <p>Specifies whether to display cached data on the screen. Valid only for the show command.</p> <p>CHAR(1): Y/N (Default = Y).</p> <p>Y—Queries the database for the most current data.</p> <p>N—Queries the database for the most current data only if the cached data is unavailable.</p> |
| DEFAULT-POLICY-ID | <p>Assigned by service provider.</p> <p>VARCHAR(16): 1–16 ASCII characters.</p> |

| | |
|---------------------|--|
| DEFAULT-POLICY-TYPE | Use default policy type/ID if the prefix does not match any of the above prefixes. Assigned by service provider. VARCHAR(7): 1–7 ASCII characters. |
| DISPLAY | Specifies what token information to display on the screen. Valid only for the show command. VARCHAR(1024): 1–1024 (Default = all tokens are displayed). Permitted values are any valid token that can be shown for this command. Multiple tokens can be entered by separating with a comma. |
| LIMIT | Specifies the number of rows to display on the screen. Valid only for the show command. INTEGER: 1–100000000 (Default = 100000000). Note The actual maximum number of rows displayed is currently lower than 100000000 due to software limitations. |
| ORDER | Specifies whether to display data on the screen in a sorted order. Valid only for the show command. VARCHAR(1024): 1–1024 (Default = all rows are displayed). Permitted values are any valid token that can be shown for this command. Multiple tokens can be entered by separating with a comma. |
| POLICY-ID2 | See policy-id1. VARCHAR(16): 1–16 ASCII characters. |
| POLICY-ID3 | See policy-id1. VARCHAR(16): 1–16 ASCII characters. |
| POLICY-ID4 | See policy-id1. VARCHAR(16): 1–16 ASCII characters. |
| POLICY-ID5 | See policy-id1. VARCHAR(16): 1–16 ASCII characters. |
| POLICY-ID6 | See policy-id1. VARCHAR(16): 1–16 ASCII characters. |
| POLICY-ID7 | See policy-id1. VARCHAR(16): 1–16 ASCII characters. |
| POLICY-ID8 | See policy-id1. VARCHAR(16): 1–16 ASCII characters. |
| POLICY-ID9 | See policy-id1. VARCHAR(16): 1–16 ASCII characters. |
| POLICY-ID10 | See policy-id1. VARCHAR(16): 1–16 ASCII characters. |
| POLICY-TYPE10 | See policy-type1. VARCHAR(7): 1–7 ASCII characters. |
| POLICY-TYPE2 | See policy-type1. VARCHAR(7): 1–7 ASCII characters. |

| | |
|--------------|---|
| POLICY-TYPE3 | See policy-type1. VARCHAR(7): 1–7 ASCII characters. |
| POLICY-TYPE4 | See policy-type1. VARCHAR(7): 1–7 ASCII characters. |
| POLICY-TYPE5 | See policy-type1. VARCHAR(7): 1–7 ASCII characters. |
| POLICY-TYPE6 | See policy-type1. VARCHAR(7): 1–7 ASCII characters. |
| POLICY-TYPE7 | See policy-type1. VARCHAR(7): 1–7 ASCII characters. |
| POLICY-TYPE8 | See policy-type1. ARCHAR(7): 1–7 ASCII characters. |
| POLICY-TYPE9 | See policy-type1. VARCHAR(7): 1–7 ASCII characters. |
| PREFIX10 | See prefix1. VARCHAR(10): 1–10 ASCII characters. |
| PREFIX2 | See prefix1. VARCHAR(10): 1–10 ASCII characters. |
| PREFIX3 | See prefix1. VARCHAR(10): 1–10 ASCII characters. |
| PREFIX4 | See prefix1. VARCHAR(10): 1–10 ASCII characters. |
| PREFIX5 | See prefix1. VARCHAR(10): 1–10 ASCII characters. |
| PREFIX6 | See prefix1. VARCHAR(10): 1–10 ASCII characters. |
| PREFIX7 | See prefix1. VARCHAR(10): 1–10 ASCII characters. |
| PREFIX8 | See prefix1. VARCHAR(10): 1–10 ASCII characters. |
| PREFIX9 | See prefix1. VARCHAR(10): 1–10 ASCII characters. |
| START-ROW | Specifies to begin displaying data on the screen at a specific row. Valid only for the show command. INTEGER: 1–100000000 (Default = 1). |

Policy Region

The Policy Region (policy-region) table performs region-based routing. The region is derived using the Region Profile table from the Route Guide table and the calling party number automatic number identification (ANI). If ANI is not available or the Region Profile table is not provisioned, the region assigned to the trunk group is used for trunk origination. If a record cannot be found based on the region, the record with region=default (if provisioned) is used for routing.

Table Name: POLICY-REGION

Table Containment Area: Call Agent, AIN Feature Server

Command Types

Show, add, change, and delete

Examples

```
show policy-region id=ca200; region=sanantonio;  
add policy-region id=ca200; region=sanantonio; policy-type=tod; policy-id=tod101;  
change policy-region id=ca200; region=sanantonio; policy-type=tod; policy-id=tod102;  
delete policy-region id=ca200; region=sanantonio;
```

Usage Guidelines

Primary Key Token(s): id, region

Add Rules: region-profile id must exist; policy-id exists in policy-<policy-type>::id if entered.

Change Rules: id must exist; policy-id exists in policy-<policy-type>::id if entered.

Delete Rules: id does not exist in any <route-guide, policy-odr, policy-percent, policy-tod, policy-prefix, policy-oli, or policy-pop>::policy-id where policy-type = region.

Syntax Description

| | |
|----------|---|
| * ID | Primary key. Identifier of the policy region. VARCHAR(16): 1–16 ASCII characters. |
| * REGION | Primary key. Region is derived from the Region Profile table based on the ANI. If the region cannot be derived from the region-profile, use the region assigned to the incoming trunk group. If a region is not available, use the default region to route the call. VARCHAR(16): 1–16 ASCII characters. The character string <i>default</i> defines the default route for the specified ID. If a record based on the region based on the calling party number or incoming trunk group is not found, the Call Agent searches for the <i>default</i> record. |

| | |
|---------------|--|
| * POLICY-TYPE | <p>Points to the next policy type table to be used in the sequence. Policy routing continues until policy-type=route or policy-nxx is reached. All policy-types except route point to the Policy-\$type table where \$type = odr tod percent prefix oli pop nxx. If policy-type = route, the Route table is used for routing. The policy-id indexes the Policy or Route table, whatever the case may be.</p> <p>Examples:</p> <p>If policy-type=tod, then the Policy TOD table is indexed with the policy-id.</p> <p>If policy-type=route, then the Route table is indexed with the policy-id.</p> <p>VARCHAR(7): 1–7 ASCII characters. Permitted values are:</p> <p>ODR—Origin-dependent routing.</p> <p>TOD—Time of day routing.</p> <p>PERCENT—Percent allocation.</p> <p>PREFIX—Prefix-based routing.</p> <p>OLI—Originating line information.</p> <p>POP—Point of presence.</p> <p>ROUTE—Go to Route table.</p> <p>NXX—Use translated DN.</p> |
| * POLICY-ID | <p>ID of the Policy or Route table that matches the policy type. Indexes the ID to the type.</p> <p>VARCHAR(16): 1–16 ASCII characters.</p> |
| AUTO-REFRESH | <p>Specifies whether to display cached data on the screen. Valid only for the show command.</p> <p>CHAR(1): Y/N (Default = Y).</p> <p>Y—Queries the database for the most current data.</p> <p>N—Queries the database for the most current data only if the cached data is unavailable.</p> |
| DISPLAY | <p>Specifies what token information to display on the screen. Valid only for the show command.</p> <p>VARCHAR(1024): 1–1024 (Default = all tokens are displayed). Permitted values are any valid token that can be shown for this command. Multiple tokens can be entered by separating with a comma.</p> |
| LIMIT | <p>Specifies the number of rows to display on the screen. Valid only for the show command.</p> <p>INTEGER: 1–100000000 (Default = 100000000).</p> <p>Note The actual maximum number of rows displayed is currently lower than 100000000 due to software limitations.</p> |
| ORDER | <p>Specifies whether to display data on the screen in a sorted order. Valid only for the show command.</p> <p>VARCHAR(1024): 1–1024 (Default = all rows are displayed). Permitted values are any valid token that can be shown for this command. Multiple tokens can be entered by separating with a comma.</p> |

| | |
|-----------|--|
| START-ROW | Specifies to begin displaying data on the screen at a specific row. Valid only for the show command. |
| | INTEGER: 1–100000000 (Default = 1). |

Policy Time of Day

The Policy Time of Day (policy-tod) table provides routing information based on the following values, in order of preference (highest preference to lowest):

- day of year
- day of week
- time of day

Table Name: POLICY-TOD

Table Containment Area: Call Agent, AIN Feature Server

Command Types

Show, add, change, and delete

Examples

```
show policy-tod id=basictime;
add policy-tod id=basictime; doy1=03-01; doy1-policy-type=route;
doy1-policy-id=dallasaustin; start-dow1=mon;
stop-dow1=fri; start-time1=07:00; stop-time1=17:00; policy-type1=per;
policy-id1=texaspercent;
default-policy-type=route; default-policy-id=dallasaustin;
change policy-tod id=basictime; doy2=07-04;
delete policy-tod id= basictime;
```

Usage Guidelines

Primary Key Token(s): id

Add Rules: policy-id exists in policy-<policy-type>::id if entered.

Change Rules: policy-id exists in policy-<policy-type>::id if entered.

Delete Rules: id does not exist in any <route-guide, policy-odr, policy-region, policy-percent, policy-tod, policy-prefix, policy-oli, or policy-pop>::policy-id where policy-type = tod.

Syntax Description

| | |
|--------------|--|
| * ID | Primary key. Unique identifier for this policy-tod. Assigned by service provider. VARCHAR(16): 1–16 ASCII characters. |
| AUTO-REFRESH | Specifies whether to display cached data on the screen. Valid only for the show command. CHAR(1): Y/N (Default = Y). Y—Queries the database for the most current data. N—Queries the database for the most current data only if the cached data is unavailable. |

| | |
|---------------------|--|
| DEFAULT-POLICY-ID | Use default policy ID when there is no match with the above schedule. Assigned by service provider. VARCHAR(16): 1–16 ASCII characters. |
| DEFAULT-POLICY-TYPE | Use default policy type when there is no match with the above schedule. VARCHAR(7): 1–7 ASCII characters. |
| DISPLAY | Specifies what token information to display on the screen. Valid only for the show command. VARCHAR(1024): 1–1024 (Default = all tokens are displayed). Permitted values are any valid token that can be shown for this command. Multiple tokens can be entered by separating with a comma. |
| DOY1 | Month and day (day of year provisioning). CHAR(5): 5 characters in the format mm-dd. |
| DOY10 | Month and day (day of year provisioning). CHAR(5): 5 characters in the format mm-dd. |
| DOY10-POLICY-ID | See DOY1-POLICY-ID. VARCHAR(16): 1–16 ASCII characters. |
| DOY10-POLICY-TYPE | See DOY1-POLICY-TYPE. VARCHAR(7): 1–7 ASCII characters. |
| DOY1-POLICY-ID | ID of the Policy or Route table that matches the policy type. Indexes the ID to the type. Points to the next policy type table to be used in the sequence. Policy routing continues until policy-type=route or policy-nxx is reached. All policy-types except route point to the policy-\$type table where \$type = odr tod percent prefix oli pop nxx. If policy-type = route, the route table is used for routing. The policy-id indexes the Policy or Route table, whatever the case may be. Examples: If policy-type=tod, then policy-tod table is indexed with policy-id. If policy-type=route, then Route table is indexed with policy-id. VARCHAR(16): 1–16 ASCII characters. |

| | |
|------------------|--|
| DOY1-POLICY-TYPE | <p>Points to the next policy type table to be used in the sequence. Policy routing continues until policy-type=route or policy-nxx is reached. All policy-types except route point to the policy-\$type table where \$type = odr tod percent prefix oli pop nxx. If policy-type = route, the route table is used for routing. The policy-id indexes the Policy or Route table, whatever the case may be.</p> <p>Examples:</p> <p>If policy-type=tod, then policy-tod table is indexed with policy-id.</p> <p>If policy-type=route, then Route table is indexed with policy-id.</p> <p>VARCHAR(7): 1–7 ASCII characters. Permitted values are:</p> <p>ODR—Origin-dependent routing.</p> <p>TOD—Time of day routing.</p> <p>PERCENT—Percent allocation.</p> <p>PREFIX—Prefix-based routing.</p> <p>OLI—Originating line information.</p> <p>POP—Point of presence.</p> <p>ROUTE—Go to Route table.</p> <p>NXX—Use translated DN.</p> <p>REGION—Region-based routing.</p> |
| DOY2 | <p>Month and day (day of year provisioning).</p> <p>CHAR(5): 5 characters in the format mm-dd.</p> |
| DOY2-POLICY-ID | <p>See DOY1-POLICY-ID.</p> <p>VARCHAR(16): 1–16 ASCII characters.</p> |
| DOY2-POLICY-TYPE | <p>See DOY1-POLICY-TYPE.</p> <p>VARCHAR(7): 1–7 ASCII characters.</p> |
| DOY3 | <p>Month and day (day of year provisioning).</p> <p>CHAR(5): 5 characters in the format mm-dd.</p> |
| DOY3-POLICY-ID | <p>See DOY1-POLICY-ID.</p> <p>VARCHAR(16): 1–16 ASCII characters.</p> |
| DOY3-POLICY-TYPE | <p>See DOY1-POLICY-TYPE.</p> <p>VARCHAR(7): 1–7 ASCII characters.</p> |
| DOY4 | <p>Month and day (day of year provisioning).</p> <p>CHAR(5): 5 characters in the format mm-dd.</p> |
| DOY4-POLICY-ID | <p>See DOY1-POLICY-ID.</p> <p>VARCHAR(16): 1–16 ASCII characters.</p> |
| DOY4-POLICY-TYPE | <p>See DOY1-POLICY-TYPE.</p> <p>VARCHAR(7): 1–7 ASCII characters.</p> |
| DOY5 | <p>Month and day (day of year provisioning).</p> <p>CHAR(5): 5 characters in the format mm-dd.</p> |

| | |
|------------------|--|
| DOY5-POLICY-ID | See DOY1-POLICY-ID. VARCHAR(16): 1–16 ASCII characters. |
| DOY5-POLICY-TYPE | See DOY1-POLICY-TYPE. VARCHAR(7): 1–7 ASCII characters. |
| DOY6 | Month and day (day of year provisioning). CHAR(5): 5 characters in the format mm-dd. |
| DOY6-POLICY-ID | See DOY1-POLICY-ID. VARCHAR(16): 1–16 ASCII characters. |
| DOY6-POLICY-TYPE | See DOY1-POLICY-TYPE. VARCHAR(7): 1–7 ASCII characters. |
| DOY7 | Month and day (day of year provisioning). CHAR(5): 5 characters in the format mm-dd. |
| DOY7-POLICY-ID | See DOY1-POLICY-ID. VARCHAR(16): 1–16 ASCII characters. |
| DOY7-POLICY-TYPE | See DOY1-POLICY-TYPE. VARCHAR(7): 1–7 ASCII characters. |
| DOY8 | Month and day (day of year provisioning). CHAR(5): 5 characters in the format mm-dd. |
| DOY8-POLICY-ID | See DOY1-POLICY-ID. VARCHAR(16): 1–16 ASCII characters. |
| DOY8-POLICY-TYPE | See DOY1-POLICY-TYPE. VARCHAR(7): 1–7 ASCII characters. |
| DOY9 | Month and day (day of year provisioning). CHAR(5): 5 characters in the format mm-dd. |
| DOY9-POLICY-ID | See DOY1-POLICY-ID. VARCHAR(16): 1–16 ASCII characters. |
| DOY9-POLICY-TYPE | See DOY1-POLICY-TYPE. VARCHAR(7): 1–7 ASCII characters. |
| LIMIT | Specifies the number of rows to display on the screen. Valid only for the show command. INTEGER: 1–100000000 (Default = 100000000). Note The actual maximum number of rows displayed is currently lower than 100000000 due to software limitations. |
| ORDER | Specifies whether to display data on the screen in a sorted order. Valid only for the show command. VARCHAR(1024): 1–1024 (Default = all rows are displayed). Permitted values are any valid token that can be shown for this command. Multiple tokens can be entered by separating with a comma. |
| POLICY-ID1 | ID of the Policy or Route table that matches the policy type. Indexes the ID to the type. VARCHAR(16): 1–16 ASCII characters. |

| | |
|---------------|--|
| POLICY-ID10 | ID of the Policy or Route table that matches the policy type. Indexes the ID to the type. VARCHAR(16): 1–16 ASCII characters. |
| POLICY-ID2 | ID of the Policy or Route table that matches the policy type. Indexes the ID to the type. VARCHAR(16): 1–16 ASCII characters. |
| POLICY-ID3 | ID of the Policy or Route table that matches the policy type. Indexes the ID to the type. VARCHAR(16): 1–16 ASCII characters. |
| POLICY-ID4 | ID of the Policy or Route table that matches the policy type. Indexes the ID to the type. VARCHAR(16): 1–16 ASCII characters. |
| POLICY-ID5 | ID of the Policy or Route table that matches the policy type. Indexes the ID to the type. VARCHAR(16): 1–16 ASCII characters. |
| POLICY-ID6 | ID of the Policy or Route table that matches the policy type. Indexes the ID to the type. VARCHAR(16): 1–16 ASCII characters |
| POLICY-ID7 | ID of the Policy or Route table that matches the policy type. Indexes the ID to the type. VARCHAR (16): 1–16 ASCII characters. |
| POLICY-ID8 | ID of the Policy or Route table that matches the policy type. Indexes the ID to the type. VARCHAR(16): 1–16 ASCII characters. |
| POLICY-ID9 | ID of the Policy or Route table that matches the policy type. Indexes the ID to the type. VARCHAR(16): 1–16 ASCII characters. |
| POLICY-TYPE1 | Points to the next policy type table to be used in the sequence. Policy routing continues until policy-type=route or policy-nxx is reached. All policy-types except route point to the policy-\$type table where \$type = odr tod percent prefix oli pop nxx. If policy-type = route, the route table is used for routing. The policy-id indexes the Policy or Route table, whatever the case may be. Examples: If policy-type=tod, then policy-tod table is indexed with policy-id. If policy-type=route, then Route table is indexed with policy-id. VARCHAR(7): 1–7 ASCII characters. |
| POLICY-TYPE10 | See POLICY-TYPE1. VARCHAR(7): 1–7 ASCII characters. |
| POLICY-TYPE2 | See POLICY-TYPE1. VARCHAR(7): 1–7 ASCII characters. |
| POLICY-TYPE3 | See POLICY-TYPE1. VARCHAR(7): 1–7 ASCII characters. |

| | |
|--------------|--|
| POLICY-TYPE4 | See POLICY-TYPE1. VARCHAR(7): 1–7 ASCII characters. |
| POLICY-TYPE5 | See POLICY-TYPE1. VARCHAR(7): 1–7 ASCII characters. |
| POLICY-TYPE6 | See POLICY-TYPE1. VARCHAR(7): 1–7 ASCII characters. |
| POLICY-TYPE7 | See POLICY-TYPE1. VARCHAR(7): 1–7 ASCII characters. |
| POLICY-TYPE8 | See POLICY-TYPE1. VARCHAR(7): 1–7 ASCII characters. |
| POLICY-TYPE9 | See POLICY-TYPE1. VARCHAR(7): 1–7 ASCII characters. |
| START-DOW1 | Day of week that this policy begins (day of week provisioning). Start-dow1 and stop-dow1 define a range of days. The DOW begins on MON and ends on SUN, such as when specifying range, $START-DOW_n \leq STOP-DOW_n$. CHAR(3). Permitted values are: MON—Monday TUE—Tuesday WED—Wednesday THU—Thursday FRI—Friday SAT—Saturday SUN—Sunday Examples: START-DOW1=MON; STOP-DOW1=FRI; is valid. START-DOW1=FRI; STOP-DOW1=MON; is invalid. |
| START-DOW10 | See START-DOW1. |
| START-DOW2 | See START-DOW1. |
| START-DOW3 | See START-DOW1. |
| START-DOW4 | See START-DOW1. |
| START-DOW5 | See START-DOW1. |
| START-DOW6 | See START-DOW1. |
| START-DOW7 | See START-DOW1. |
| START-DOW8 | See START-DOW1. |
| START-DOW9 | See START-DOW1. |
| START-ROW | Specifies to begin displaying data on the screen at a specific row. Valid only for the show command. INTEGER: 1–100000000 (Default = 1). |

| | |
|--------------|--|
| START-TIME1 | The time in hours and minutes (24-hour clock) that this policy starts (time of day provisioning). CHAR(5): HH:MM. |
| START-TIME10 | The time in hours and minutes (24-hour clock) that this policy starts (time of day provisioning). CHAR(5): HH:MM. |
| START-TIME2 | The time in hours and minutes (24-hour clock) that this policy starts (time of day provisioning). CHAR(5): HH:MM |
| START-TIME3 | The time in hours and minutes (24-hour clock) that this policy starts (time of day provisioning). CHAR(5): HH:MM |
| START-TIME4 | The time in hours and minutes (24-hour clock) that this policy starts (time of day provisioning). CHAR(5): HH:MM |
| START-TIME5 | The time in hours and minutes (24-hour clock) that this policy starts (time of day provisioning). CHAR(5): HH:MM |
| START-TIME6 | The time in hours and minutes (24-hour clock) that this policy starts (time of day provisioning). CHAR(5): HH:MM |
| START-TIME7 | The time in hours and minutes (24-hour clock) that this policy starts (time of day provisioning). CHAR(5): HH:MM |
| START-TIME8 | The time in hours and minutes (24-hour clock) that this policy starts (time of day provisioning). CHAR(5): HH:MM |
| START-TIME9 | The time in hours and minutes (24-hour clock) that this policy starts (time of day provisioning). CHAR(5): HH:MM |

| | |
|-------------|--|
| STOP-DOW1 | <p>Day of week that this policy ends. Start-dow1 and stop-dow1 define a range of days.</p> <p>The DOW begins on MON and ends on SUN, such as when specifying range, START-DOWN ≤ STOP-DOWN.</p> <p>CHAR(3). Permitted values are:</p> <p>MON—Monday</p> <p>TUE—Tuesday</p> <p>WED—Wednesday</p> <p>THU—Thursday</p> <p>FRI—Friday</p> <p>SAT—Saturday</p> <p>SUN—Sunday</p> <p>Examples:</p> <p>START-DOW1=MON; STOP-DOW1=FRI; is valid.</p> <p>START-DOW1=FRI; STOP-DOW1=MON; is invalid.</p> |
| STOP-DOW10 | See STOP-DOW1. |
| STOP-DOW2 | See STOP-DOW1. |
| STOP-DOW3 | See STOP-DOW1. |
| STOP-DOW4 | See STOP-DOW1. |
| STOP-DOW5 | See STOP-DOW1. |
| STOP-DOW6 | See STOP-DOW1. |
| STOP-DOW7 | See STOP-DOW1. |
| STOP-DOW8 | See STOP-DOW1. |
| STOP-DOW9 | See STOP-DOW1. |
| STOP-TIME1 | <p>The time in hours and minutes (24-hour clock) that this policy ends (time of day provisioning).</p> <p>CHAR(5): HH:MM</p> |
| STOP-TIME10 | <p>The time in hours and minutes (24-hour clock) that this policy ends (time of day provisioning).</p> <p>CHAR(5): HH:MM.</p> |
| STOP-TIME2 | <p>The time in hours and minutes (24-hour clock) that this policy ends (time of day provisioning).</p> <p>CHAR(5): HH:MM</p> |
| STOP-TIME3 | <p>The time in hours and minutes (24-hour clock) that this policy ends (time of day provisioning).</p> <p>CHAR(5): HH:MM</p> |
| STOP-TIME4 | <p>The time in hours and minutes (24-hour clock) that this policy ends (time of day provisioning).</p> <p>CHAR(5): HH:MM</p> |

| | |
|------------|---|
| STOP-TIME5 | The time in hours and minutes (24-hour clock) that this policy ends (time of day provisioning). CHAR(5): HH:MM |
| STOP-TIME6 | The time in hours and minutes (24-hour clock) that this policy ends (time of day provisioning). CHAR(5): HH:MM |
| STOP-TIME7 | The time in hours and minutes (24-hour clock) that this policy ends (time of day provisioning). CHAR(5): HH:MM |
| STOP-TIME8 | The time in hours and minutes (24-hour clock) that this policy ends (time of day provisioning). CHAR(5): HH:MM |
| STOP-TIME9 | The time in hours and minutes (24-hour clock) that this policy ends (time of day provisioning). CHAR(5): HH:MM |

Region Profile

The Region Profile (region-profile) table groups North American Numbering Plan (NANP) digits to an originating region. You can have many ID and digit-string combinations for a given region. In this conceptual relationship, a number of digit patterns (digit-string) can belong to a given region and a number of originating regions comprise a region profile (id). Use the value specified in the ca-config record as the default region where type=default-region.

Table Name: REGION-PROFILE

Table Containment Area: Call Agent, AIN Feature Server

Command Types

Show, add, change, and delete

Examples

```
show region-profile id=e911; digit-string=210-470;
add region-profile id=e911; digit-string=210-470; region=sanantonio;
change region-profile id=e911; digit-string=210-470; region=sanantonio;
delete region-profile id=e911; digit-string=210-470;
```

Usage Guidelines

Primary Key Token(s): id, digit-string

Add Rules: None.

Change Rules: None.

Delete Rules: None.

Syntax Description

| | |
|----------------|--|
| * ID | Primary key. Region profile ID. VARCHAR(16): 1–16 ASCII characters. |
| * DIGIT-STRING | Primary key. NDC-EC-XXXX to be assigned to a region. VARCHAR(14): 1–14 numeric characters. |
| * REGION | Region assigned to the calling party number. VARCHAR(16): 1–16 ASCII characters. |
| AUTO-REFRESH | Specifies whether to display cached data on the screen. Valid only for the show command. CHAR(1): Y/N (Default = Y). Y—Queries the database for the most current data. N—Queries the database for the most current data only if the cached data is unavailable. |
| DISPLAY | Specifies what token information to display on the screen. Valid only for the show command. VARCHAR(1024): 1–1024 (Default = all tokens are displayed). Permitted values are any valid token that can be shown for this command. Multiple tokens can be entered by separating with a comma. |
| LIMIT | Specifies the number of rows to display on the screen. Valid only for the show command. INTEGER: 1–100000000 (Default = 100000000). Note The actual maximum number of rows displayed is currently lower than 100000000 due to software limitations. |
| ORDER | Specifies whether to display data on the screen in a sorted order. Valid only for the show command. VARCHAR(1024): 1–1024 (Default = all rows are displayed). Permitted values are any valid token that can be shown for this command. Multiple tokens can be entered by separating with a comma. |
| START-ROW | Specifies to begin displaying data on the screen at a specific row. Valid only for the show command. INTEGER: 1–100000000 (Default = 1). |

Route

The Route (route) table contains a list of up to ten trunk groups to route a call. If all the trunk groups are busy or not available, call processing uses the alt-route-id (if specified) to route the call. The Element Management System (EMS) provisions the Call Agent ID field based on the Trunk Group table.



Note

This table allows the service provider to provision a list of up to 10 trunk groups (TG1 to TG10), and a parameter for selecting the priority of the TGs for routing (TG-SELECTION). The system attempts to route the call on the highest priority TG. If the call cannot be completed on the highest priority TG, the system attempts to use the next (lower priority) TG, a process known as route advance. The system attempts route advance to lower priority TGs up to five times. (Any TG in the list that is administratively out of service is not counted as an attempt.) If all five attempts fail, the call is released, and the system provides a release announcement.

Table Name: ROUTE

Table Containment Area: Call Agent

Command Types

Show, add, change, and delete

Examples

```
show route id=dallas1;
add route id=dallas1; tgn1-id=dallas-tg; pfx-digits1=972; del-digits1=0;
change route id=dallas1; del-digits1=3;
delete route id=dallas1;
```

Usage Guidelines

Primary Key Token(s): id

Foreign Key Token(s): alt-route-id, call-agent-id1, tgn1-id, dnis-digman-id1, ani-digman-id1, call-agent-id2, tgn2-id, dnis-digman-id2, ani-digman-id2, call-agent-id3, tgn3-id, dnis-digman-id3, ani-digman-id3, call-agent-id4, tgn4-id, dnis-digman-id4, ani-digman-id4, call-agent-id5, tgn5-id, dnis-digman-id5, ani-digman-id5, call-agent-id6, tgn6-id, dnis-digman-id6, ani-digman-id6, call-agent-id7, tgn7-id, dnis-digman-id7, ani-digman-id7, call-agent-id8, tgn8-id, dnis-digman-id8, ani-digman-id8, call-agent-id9, tgn9-id, dnis-digman-id9, ani-digman-id9, call-agent-id10, tgn10-id, dnis-digman-id10, ani-digman-id10

Add Rules: None.

Change Rules: None.

Delete Rules: id does not exist in any <route-guide, policy-odr, policy-region, policy-percent, policy-tod, policy-prefix, policy-oli, or policy-pop>::policy-id where policy-type = route.

Syntax Description

| | |
|------|---|
| * ID | Primary key. The route identification. VARCHAR(16): 1–16 ASCII characters. |
|------|---|

| | |
|-----------------------|--|
| ALT-ROUTE-ID | Foreign key: Route table. An alternate route to be used if all the trunk groups in this route are busy. VARCHAR(16): 1–16 ASCII characters. Note This token is mandatory in Release 4.5 if next-action=alt-route. |
| ANI-DIGMAN-ID1 | Foreign key: Digman Profile table. ANI (calling party number) digit manipulation ID. VARCHAR(16): 1–16 ASCII characters. |
| ANI-DIGMAN-ID10 | Foreign key: Digman Profile table. ANI (calling party number) digit manipulation ID. VARCHAR(16): 1–16 ASCII characters. |
| ANI-DIGMAN-ID2 | Foreign key: Digman Profile table. ANI (calling party number) digit manipulation ID. VARCHAR(16): 1–16 ASCII characters. |
| ANI-DIGMAN-ID3 | Foreign key: Digman Profile table. ANI (calling party number) digit manipulation ID. VARCHAR(16): 1–16 ASCII characters. |
| ANI-DIGMAN-ID4 | Foreign key: Digman Profile table. ANI (calling party number) digit manipulation ID. VARCHAR(16): 1–16 ASCII characters. |
| ANI-DIGMAN-ID5 | Foreign key: Digman Profile table. ANI (calling party number) digit manipulation ID. VARCHAR(16): 1–16 ASCII characters. |
| ANI-DIGMAN-ID6 | Foreign key: Digman Profile table. ANI (calling party number) digit manipulation ID. VARCHAR(16): 1–16 ASCII characters. |
| ANI-DIGMAN-ID7 | Foreign key: Digman Profile table. ANI (calling party number) digit manipulation ID. VARCHAR(16): 1–16 ASCII characters. |
| ANI-DIGMAN-ID8 | Foreign key: Digman Profile table. ANI (calling party number) digit manipulation ID. VARCHAR(16): 1–16 ASCII characters. |
| ANI-DIGMAN-ID9 | Foreign key: Digman Profile table. ANI (calling party number) digit manipulation ID. VARCHAR(16): 1–16 ASCII characters. |
| ANNC-ID (Release 4.5) | Mandatory if next-action=annc. Foreign key: Announcement table. Announcement id. INTEGER: 1–1000 numeric digits. |
| AUTO-REFRESH | Specifies whether to display cached data on the screen. Valid only for the show command. CHAR(1): Y/N (Default = Y). Y—Queries the database for the most current data. N—Queries the database for the most current data only if the cached data is unavailable. |

| | |
|-------------------------------|---|
| CALL-AGENT-ID1 (Not used) | Foreign key: Call Agent table. Valid home Call Agent ID for the dialed NPA or NPA-NXX. VARCHAR(8): 1–8 ASCII characters. |
| CALL-AGENT-ID2 (Not used) | Foreign key: Call Agent table. Home Call Agent ID for the dialed NPA or NPA-NXX. VARCHAR(8): 1–8 ASCII characters. |
| CALL-AGENT-ID3 (Not used) | Foreign key: Call Agent table. Valid home Call Agent ID for the dialed NPA or NPA-NXX. VARCHAR(8): 1–8 ASCII characters. |
| CALL-AGENT-ID4 (Not used) | Foreign key: Call Agent table. Valid home Call Agent ID for the dialed NPA or NPA-NXX. VARCHAR(8): 1–8 ASCII characters. |
| CALL-AGENT-ID5 (Not used) | Foreign key: Call Agent table. Home Call Agent ID for the dialed NPA or NPA-NXX. VARCHAR(8): 1–8 ASCII characters. |
| CALL-AGENT-ID6 (Not used) | Foreign key: Call Agent table. Home Call Agent ID for the dialed NPA or NPA-NXX. VARCHAR(8): 1–8 ASCII characters. |
| CALL-AGENT-ID7 (Not used) | Foreign key: Call Agent table. Valid home Call Agent ID for the dialed NPA or NPA-NXX. VARCHAR(8): 1–8 ASCII characters. |
| CALL-AGENT-ID8 (Not used) | Foreign key: Call Agent table. Valid home Call Agent ID for the dialed NPA or NPA-NXX. VARCHAR(8): 1–8 ASCII characters. |
| CALL-AGENT-ID9 (Not used) | Foreign key: Call Agent table. Valid home Call Agent ID for the dialed NPA or NPA-NXX. VARCHAR(8): 1–8 ASCII characters. |
| CALL-AGENT-ID10 (Not used) | Foreign key: Call Agent table. Valid home Call Agent ID for the dialed NPA or NPA-NXX. VARCHAR(8): 1–8 ASCII characters. |
| DEL-DIGITS1 | Number of digits to delete. SMALLINT: 0–16 (Default = 0). |
| DEL-DIGITS10 | Number of digits to delete. SMALLINT: 0–10 (Default = 0). |
| DEL-DIGITS2 | Number of digits to delete. SMALLINT: 0–16 (Default = 0). |
| DEL-DIGITS3 | Number of digits to delete. SMALLINT: 0–16 (Default = 0). |
| DEL-DIGITS4 | Number of digits to delete. SMALLINT: 0–16 (Default = 0). |
| DEL-DIGITS5 | Number of digits to delete. SMALLINT: 0–16 (Default = 0). |

| | |
|------------------|--|
| DEL-DIGITS6 | Number of digits to delete. SMALLINT: 0–16 (Default = 0). |
| DEL-DIGITS7 | Number of digits to delete. SMALLINT: 0–16 (Default = 0). |
| DEL-DIGITS8 | Number of digits to delete. SMALLINT: 0–16 (Default = 0) |
| DEL-DIGITS9 | Number of digits to delete. SMALLINT: 0–16 (Default = 0). |
| DISPLAY | Specifies what token information to display on the screen. Valid only for the show command. VARCHAR(1024): 1–1024 (Default = all tokens are displayed). Permitted values are any valid token that can be shown for this command. Multiple tokens can be entered by separating with a comma. |
| DNIS-DIGMAN-ID1 | Foreign key: Digman Profile table. DNIS (called party number) digit manipulation ID. VARCHAR(16): 1–16 ASCII characters. |
| DNIS-DIGMAN-ID10 | Foreign key: Digman Profile table. DNIS (called party number) digit manipulation ID. VARCHAR(16): 1–16 ASCII characters. |
| DNIS-DIGMAN-ID2 | Foreign key: Digman Profile table. DNIS (called party number) digit manipulation ID. VARCHAR(16): 1–16 ASCII characters. |
| DNIS-DIGMAN-ID3 | Foreign key: Digman Profile table. DNIS (called party number) digit manipulation ID. VARCHAR(16): 1–16 ASCII characters. |
| DNIS-DIGMAN-ID4 | Foreign key: Digman Profile table. DNIS (called party number) digit manipulation ID. VARCHAR(16): 1–16 ASCII characters. |
| DNIS-DIGMAN-ID5 | Foreign key: Digman Profile table. DNIS (called party number) digit manipulation ID. VARCHAR(16): 1–16 ASCII characters. |
| DNIS-DIGMAN-ID6 | Foreign key: Digman Profile table. DNIS (called party number) digit manipulation ID. VARCHAR(16): 1–16 ASCII characters. |
| DNIS-DIGMAN-ID7 | Foreign key: Digman Profile table. DNIS (called party number) digit manipulation ID. VARCHAR(16): 1–16 ASCII characters. |
| DNIS-DIGMAN-ID8 | Foreign key: Digman Profile table. DNIS (called party number) digit manipulation ID. VARCHAR(16): 1–16 ASCII characters. |

| | |
|------------------------------|---|
| DNIS-DIGMAN-ID9 | Foreign key: Digman Profile table. DNIS (called party number) digit manipulation ID. VARCHAR(16): 1–16 ASCII characters. |
| LIMIT | Specifies the number of rows to display on the screen. Valid only for the show command. INTEGER: 1–100000000 (Default = 100000000). Note The actual maximum number of rows displayed is currently lower than 100000000 due to software limitations. |
| NEXT-ACTION (Release 4.5) | Specifies what action to perform after all trunk groups within a route are exhausted. VARCHAR(16): 1–16 ASCII characters. Permitted values are: NONE (Default)—No next action. Play standard no route to destination announcement. ALT-ROUTE—Use alternate route. ANNC—Use the specific announcement ID OVERFLOW-DN (Not used)—Reroute the call using the overflow DN. ENUM-REROUTE—Reroute the call if the route is based on ENUM. |
| ORDER | Specifies whether to display data on the screen in a sorted order. Valid only for the show command. VARCHAR(1024): 1–1024 (Default = all rows are displayed). Permitted values are any valid token that can be shown for this command. Multiple tokens can be entered by separating with a comma. |
| OVERFLOW-DN (Not supported) | Mandatory if next-action=overflow-dn. Specifies using the overflow DN to reroute a call if no trunk groups are available. VARCHAR(14): 1–14 ASCII characters. |
| PFX-DIGITS1 | Digits to be prefixed. Digits are prefixed after the number of specified digits are deleted. VARCHAR(16): 1–16 ASCII characters. |
| PFX-DIGITS10 | Digits to be prefixed for tgn10-id. Digits are prefixed after the number of digits specified have been deleted. VARCHAR(16): 1–16 ASCII characters. |
| PFX-DIGITS2 | Digits to be prefixed for tgn2-id. Digits are prefixed after the number of specified digits are deleted. VARCHAR(16): 1–16 ASCII characters. |
| PFX-DIGITS3 | Digits to be prefixed for tgn3-id. Digits are prefixed after the number of specified digits are deleted. VARCHAR(16): 1–16 ASCII characters. |
| PFX-DIGITS4 | Digits to be prefixed for tgn4-id. Digits are prefixed after the number of specified digits are deleted. VARCHAR(16): 1–16 ASCII characters. |
| PFX-DIGITS5 | Digits to be prefixed for tgn5-id. Digits are prefixed after the number of specified digits are deleted. VARCHAR(16): 1–16 ASCII characters. |

| | |
|------------------|--|
| PFX-DIGITS6 | Digits to be prefixed for tgn6-id. Digits are prefixed after the number of specified digits are deleted. VARCHAR(16): 1–16 ASCII characters. |
| PFX-DIGITS7 | Digits to be prefixed for tgn7-id. Digits are prefixed after the number of specified digits are deleted. VARCHAR(16): 1–16 ASCII characters. |
| PFX-DIGITS8 | Digits to be prefixed for tgn8-id. Digits are prefixed after the number of specified digits are deleted. VARCHAR(16): 1–16 ASCII characters. |
| PFX-DIGITS9 | Digits to be prefixed for tgn9-id. Digits are prefixed after the number of specified digits are deleted. VARCHAR(16): 1–16 ASCII characters. |
| START-ROW | Specifies to begin displaying data on the screen at a specific row. Valid only for the show command. INTEGER: 1–100000000 (Default = 1). |
| TGN1-ID (or TG1) | Foreign key: Trunk Group table. The first trunk group within the route. The trunk groups are searched in the order specified unless least cost routing (LCR) applies. If LCR is applied, the Call Agent reads the cost for each trunk group from the trunk-grp table and selects trunks from the least expensive trunk group to the most expensive one. This field can also be provisioned using tg instead of tgn-id. The EMS looks up the tgn-id based on the trunk group and then provisions it. INTEGER: 1–99999999. |
| TGN2-ID (or TG2) | Foreign key: Trunk Group table. The second trunk group within the route. This field can also be provisioned using tg instead of tgn-id. The EMS looks up the tgn-id based on the trunk group and then provisions it. INTEGER: 1–99999999. |
| TGN3-ID (or TG3) | Foreign key: Trunk Group table. The third trunk group within the route. This field can also be provisioned using tg instead of tgn-id. The EMS looks up the tgn-id based on the trunk group and then provisions it. INTEGER: 1–99999999. |
| TGN4-ID (or TG4) | Foreign key: Trunk Group table. The fourth trunk group within the route. This field can also be provisioned using tg instead of tgn-id. The EMS looks up the tgn-id based on the trunk group and then provisions it. INTEGER: 1–99999999. |
| TGN5-ID (or TG5) | Foreign key: Trunk Group table. The fifth trunk group within the route. This field can also be provisioned using tg instead of tgn-id. The EMS looks up the tgn-id based on the trunk group and then provisions it. INTEGER: 1–99999999. |
| TGN6-ID (or TG6) | Foreign key: Trunk Group table. The sixth trunk group within the route. This field can also be provisioned using tg instead of tgn-id. The EMS looks up the tgn-id based on the trunk group and then provisions it. INTEGER: 1–99999999. |

| | |
|--------------------|---|
| TGN7-ID (or TG7) | Foreign key: Trunk Group table. The seventh trunk group within the route. This field can also be provisioned using tg instead of tgn-id. The EMS looks up the tgn-id based on the trunk group and then provisions it. INTEGER: 1–99999999. |
| TGN8-ID (or TG8) | Foreign key: Trunk Group table. The eighth trunk group within the route. This field can also be provisioned using tg instead of tgn-id. The EMS looks up the tgn-id based on the trunk group and then provisions it. INTEGER: 1–99999999. |
| TGN9-ID (or TG9) | Foreign key: Trunk Group table. The ninth trunk group within the route. This field can also be provisioned using tg instead of tgn-id. The EMS looks up the tgn-id based on the trunk group and then provisions it. INTEGER: 1–99999999. |
| TGN10-ID (or TG10) | Foreign key: Trunk Group table. The tenth trunk group within the route. This field can also be provisioned using tg instead of tgn-id. The EMS looks up the tgn-id based on the trunk group and then provisions it. INTEGER: 1–99999999. |
| TG-SELECTION | Trunk group selection policy. VARCHAR(3). Permitted values are: LCR—Least cost routing LS—Load sharing (Not used) RR—Round robin SEQ (Default)—Sequential order |

Route Guide

The Route Guide (route-guide) table holds routing information based on policy-type.

Table Name: ROUTE-GUIDE

Table Containment Area: Call Agent, AIN Feature Server

Command Types

Show, add, change, and delete

Examples

```
show route-guide id=rg200;
add route-guide id=rg200; policy-type=tod; policy-id=tod101;
change route-guide id=rg200; policy-type=tod; policy-id=tod102;
delete route-guide id=rg200;
```

Usage Guidelines

Primary Key Token(s): id

Add Rules: policy-id exists in policy-<policy-type>::id if entered.

Change Rules: policy-id exists in policy-<policy-type>::id if entered.

Delete Rules: None.

Syntax Description

| | |
|---------------|---|
| * ID | <p>Primary key. Route guide identification.</p> <p>VARCHAR(16): 1–16 ASCII characters.</p> |
| * POLICY-ID | <p>ID of the Policy or Route table that matches the policy type. Indexes the ID to the type.</p> <p>VARCHAR(16): 1–16 ASCII characters.</p> |
| * POLICY-TYPE | <p>Points to the next policy type table to be used in the sequence. Policy routing continues until policy-type=route or policy-nxx is reached. All policy-types except route point to the Policy-\$type table where \$type = odr tod percent prefix oli pop nxx. If policy-type = route, the Route table is used for routing. The policy-id indexes the Policy or Route table, whatever the case may be.</p> <p>Examples:</p> <p>If policy-type=tod, then policy-tod table is indexed with policy-id.</p> <p>If policy-type=route, then Route table is indexed with policy-id.</p> <p>VARCHAR(7). Permitted values are:</p> <p>ODR—Origin-dependent routing.</p> <p>TOD—Time of day routing.</p> <p>PERCENT—Percent allocation.</p> <p>PREFIX—Prefix-based routing.</p> <p>OLI—Originating line information.</p> <p>POP—Point of presence.</p> <p>ROUTE—Go to Route table.</p> <p>NXX—Use translated DN.</p> <p>REGION—based routing.</p> |
| AUTO-REFRESH | <p>Specifies whether to display cached data on the screen. Valid only for the show command.</p> <p>CHAR(1): Y/N (Default = Y).</p> <p>Y—Queries the database for the most current data.</p> <p>N—Queries the database for the most current data only if the cached data is unavailable.</p> |
| DISPLAY | <p>Specifies what token information to display on the screen. Valid only for the show command.</p> <p>VARCHAR(1024): 1–1024 (Default = all tokens are displayed). Permitted values are any valid token that can be shown for this command. Multiple tokens can be entered by separating with a comma.</p> |
| LIMIT | <p>Specifies the number of rows to display on the screen. Valid only for the show command.</p> <p>INTEGER: 1–100000000 (Default = 100000000).</p> <p>Note The actual maximum number of rows displayed is currently lower than 100000000 due to software limitations.</p> |

| | |
|-------------------|--|
| ORDER | Specifies whether to display data on the screen in a sorted order. Valid only for the show command. VARCHAR(1024): 1–1024 (Default = all rows are displayed). Permitted values are any valid token that can be shown for this command. Multiple tokens can be entered by separating with a comma. |
| REGION-PROFILE-ID | The region profile ID is used to convert an ANI (calling party number) to a region if region-based policy routing is encountered. VARCHAR(16): 1–16 ASCII characters. |
| START-ROW | Specifies to begin displaying data on the screen at a specific row. Valid only for the show command. INTEGER: 1–100000000 (Default = 1). |

Script (Release 4.5)

The Script (script) table defines the attributes of a script. A script is sent to the gateway for IVR functions.

Table Name: SCRIPT

Table Containment Area: Call Agent

Command Types

Show, add, change, and delete

Examples

```
show script id=prepaid;
add script id=prepaid; type=vxml; url=tftp://prepaid-script.vxml;
language=English;pin-length=12;
change script id=DallasAustin; route-guide-id=rg11;
delete script id=DallasAustin;
```

Usage Guidelines

Primary Key Token(s): id

Foreign Key Token(s): language-id

Add Rules: None.

Change Rules: None.

Delete Rules: FK constraints.

Syntax Description

| | |
|---------------------------------|---|
| * ID | <p>Primary key. Identifies the script. A script id is required if route-type=script. The specified script is executed on the end point to perform IVR functions.</p> <p>VARCHAR(16): 1–16 ASCII characters.</p> |
| * TYPE | <p>Defines the script type.</p> <p>VARCHAR(8): 1–8 ASCII characters. Permitted values are:</p> <p>TCL</p> <p>VXML</p> <p>PERL</p> <p>XML</p> <p>TYPE1 (spare)</p> <p>TYPE2 (spare)</p> |
| * URL | <p>The URL of the script.</p> <p>VARCHAR(128): 1–128 ASCII characters.</p> |
| AUTO-REFRESH | <p>Specifies whether to display cached data on the screen. Valid only for the show command.</p> <p>CHAR(1): Y/N (Default = Y).</p> <p>Y—Queries the database for the most current data.</p> <p>N—Queries the database for the most current data only if the cached data is unavailable.</p> |
| DESCRIPTION (EMS-only field) | <p>Service provider-defined description.</p> <p>VARCHAR(64): 1–64 ASCII characters.</p> |
| DISPLAY | <p>Specifies what token information to display on the screen. Valid only for the show command.</p> <p>VARCHAR(1024): 1–1024 (Default = all tokens are displayed). Permitted values are any valid token that can be shown for this command. Multiple tokens can be entered by separating with a comma.</p> |
| LANGUAGE-ID | <p>Foreign key: Language table. Language in which the script is to be played. For language abbreviations, refer to ISO standard ISO 639.2.</p> <p>VARCHAR(3): 1–3 ASCII characters.</p> |
| LIMIT | <p>Specifies the number of rows to display on the screen. Valid only for the show command.</p> <p>INTEGER: 1–100000000 (Default = 100000000).</p> <p>Note The actual maximum number of rows displayed is currently lower than 100000000 due to software limitations.</p> |
| ORDER | <p>Specifies whether to display data on the screen in a sorted order. Valid only for the show command.</p> <p>VARCHAR(1024): 1–1024 (Default = all rows are displayed). Permitted values are any valid token that can be shown for this command. Multiple tokens can be entered by separating with a comma.</p> |

| | |
|------------|---|
| PIN-LENGTH | Number of PIN digits to collect. 0 indicates no PIN is collected. SMALLINT: 0–24. |
| START-ROW | Specifies to begin displaying data on the screen at a specific row. Valid only for the show command. INTEGER: 1–100000000 (Default = 1). |

Special Call Type

The Special Call Type (special-call-type) table specifies special call types based on special NXX such as 976, 555, and so on.

For example, a service provider who needs to change *all* NPA-555 call types to DA or DA-TOLL defines the changes in this table.

If only a limited number of Numbering Plan Areas (NPAs) or specific NPAs must be assigned a call type of DA, they are provisioned using the Destination table.

This table is preprovisioned during installation with the parameters described in [Table 3-3](#).

Table 3-3 Special Call Type Preprovisioned Parameters

| Digit String | Call Type | Description |
|--------------|-----------|---------------------------------------|
| 5551212 | DA-TOLL | Directory assistance (DA) toll calls. |
| 976 | 976 | Information services call types. |

Table Name: SPECIAL-CALL-TYPE

Table Containment Area: Call Agent

Command Types

Show, add, change, and delete

Examples

```
show special-call-type digit-string=976;
add special-call-type digit-string=976; call-type=976; description=976 call type;
change special-call-type digit-string=976; call-type=INFO; description=change call type to
a generic call type;
delete special-call-type digit-string=976; call-type=INFO
```

Usage Guidelines

Primary Key Token(s): digit-string

Add Rules: None.

Change Rules: None.

Delete Rules: None.

| | | |
|--------------------|---------------------------------|--|
| Syntax Description | * DIGIT-STRING | Primary key. The digit string to compare. A digit string begins with NXX, the NPA string is omitted. VARCHAR(10): 1–10 numeric characters. |
| | * CALL-TYPE | Call type based on the dialed number. VARCHAR(9): 1–9 ASCII characters. Permitted values are: DA—NPA-555-1212 calls. DA-TOLL—1+NPA-555-1212 calls. 976—Information services calls. INFO—Information services calls. TW—Time and temperature service. |
| | AUTO-REFRESH | Specifies whether to display cached data on the screen. Valid only for the show command. CHAR(1): Y/N (Default = Y). Y—Queries the database for the most current data. N—Queries the database for the most current data only if the cached data is unavailable. |
| | DESCRIPTION (EMS-only field) | Service provider-defined description. VARCHAR(64): 1–64 ASCII characters. |
| | DISPLAY | Specifies what token information to display on the screen. Valid only for the show command. VARCHAR(1024): 1–1024 (Default = all tokens are displayed). Permitted values are any valid token that can be shown for this command. Multiple tokens can be entered by separating with a comma. |
| | LIMIT | Specifies the number of rows to display on the screen. Valid only for the show command. INTEGER: 1–100000000 (Default = 100000000). Note The actual maximum number of rows displayed is currently lower than 100000000 due to software limitations. |
| | ORDER | Specifies whether to display data on the screen in a sorted order. Valid only for the show command. VARCHAR(1024): 1–1024 (Default = all rows are displayed). Permitted values are any valid token that can be shown for this command. Multiple tokens can be entered by separating with a comma. |
| | START-ROW | Specifies to begin displaying data on the screen at a specific row. Valid only for the show command. INTEGER: 1–100000000 (Default = 1). |



CHAPTER 4

Signaling System 7 Provisioning

Revised: July 24, 2009, OL-3743-42

This chapter describes the Signaling System 7 Provisioning commands and their associated tables.



Note

In this chapter, an asterisk preceding a token name means the token is mandatory. A token without an asterisk is optional.

Call Control Route

The Call Control Route (call-ctrl-route) table identifies the call control routes defined between various origination point codes (OPCs), destination point codes (DPCs), and signaling gateway (SG) groups.

Table Name: CALL-CTRL-ROUTE

Table Containment Area: Call Agent

Command Types

Show, add, and delete

Examples

```
show call-ctrl-route id=routeset1;
add call-ctrl-route id=routeset1; routing-key-id=rk1; dpc-id=dpc1;
user-part-variant-id=standardansiss7;si=isup
delete call-ctrl-route id= routeset1;
```

Usage Guidelines

Primary Key Token(s): id

Foreign Key Token(s): dpc-id, routing-key-id, user-part-variant-id

Add Rules: None.

Delete Rules: ID cannot exist in any dependency table.

Syntax Description

| | |
|------------------------|--|
| * ID | Primary key. Unique call control route identifier. VARCHAR(16): 1–16 ASCII characters. |
| * DPC-ID | Foreign key: DPC table. Unique destination point code identifier. VARCHAR(16): 1–16 ASCII characters. |
| * ROUTING-KEY-ID | Foreign key: Routing Key table. Unique routing key identifier. VARCHAR(16): 1–16 ASCII characters. |
| * USER-PART-VARIANT-ID | Foreign key: User Part Variant table. Name of the SS7 variant. VARCHAR(16): 1–16 ASCII characters. |
| AUTO-REFRESH | Specifies whether to display cached data on the screen. Valid only for the show command. CHAR(1): Y/N (Default = Y). Y—Queries the database for the most current data. N—Queries the database for the most current data only if the cached data is unavailable. |
| DESCRIPTION | Described by the service provider. VARCHAR(64): 1–64 ASCII characters. |
| DISPLAY | Specifies what token information to display on the screen. Valid only for the show command. VARCHAR(1024): 1–1024 (Default = all tokens are displayed). Permitted values are any valid token that can be shown for this command. Multiple tokens can be entered by separating with a comma. |
| LIMIT | Specifies the number of rows to display on the screen. Valid only for the show command. INTEGER: 1–100000000 (Default = 100000000). Note The actual maximum number of rows displayed is currently lower than 100000000 due to software limitations. |
| ORDER | Specifies whether to display data on the screen in a sorted order. Valid only for the show command. VARCHAR(1024): 1–1024 (Default = all rows are displayed). Permitted values are any valid token that can be shown for this command. Multiple tokens can be entered by separating with a comma. |
| SI | Service indicator. VARCHAR(16): 1–16 ASCII characters. Permitted values are: ISUP—ISDN User Part TUP—Telephone User Part SCCP—Signal Connection Control Part |
| START-ROW | Specifies to begin displaying data on the screen at a specific row. Valid only for the show command. INTEGER: 1–100000000 (Default = 1). |

Destination Point Code

The Destination Point Code (dpc) table holds the destination point codes used in SS7 provisioning.

Command Types

Show, add, change, and delete

Examples

```
show dpc id=dpc1;
add dpc id=dpc1; point-code=1-1-1; point-code-type=ITU; net-ind=national;
description=destination point code;
change dpc id=dpc1;description=destination point code 1-1-1
delete dpc id=dpc1;
```



Note

See the section “[Destination Point Code Status Command](#)” in [Chapter 1, “Administration, Diagnostic, and Maintenance Commands](#)” for the Destination Point Code status command.

Usage Guidelines

Primary Key Tokens: id

Unique Key Tokens: The combination of point-code and net-ap equals a unique index key.

Add Rules: Id cannot exist.

Change Rules: Id must exist. Only the description token can be changed.

Delete Rules: Id cannot exist in any dependency table, such as the Call Control Route table.

Syntax Description

| | |
|-------------------|--|
| * ID | Primary key. The destination point code id. VARCHAR(16): 1–16 ASCII characters. |
| * POINT-CODE | Point code value. VARCHAR(16): 1–16 ASCII characters. |
| * POINT-CODE-TYPE | Point code type. VARCHAR(16): 1–16 ASCII characters. Permitted values are: ANSI-CHINA ITU THAILAND (Release 4.2) |
| AUTO-REFRESH | Specifies whether to display cached data on the screen. Valid only for the show command. CHAR(1): Y/N (Default = Y). Y—Queries the database for the most current data. N—Queries the database for the most current data only if the cached data is unavailable. |
| DESCRIPTION | Described by the service provider. VARCHAR(64): 1–64 ASCII characters. |

| | |
|-----------|--|
| DISPLAY | Specifies what token information to display on the screen. Valid only for the show command. VARCHAR(1024): 1–1024 (Default = all tokens are displayed). Permitted values are any valid token that can be shown for this command. Multiple tokens can be entered by separating with a comma. |
| LIMIT | Specifies the number of rows to display on the screen. Valid only for the show command. INTEGER: 1–100000000 (Default = 100000000). Note The actual maximum number of rows displayed is currently lower than 100000000 due to software limitations. |
| NET-AP | Unique key. Not provisionable. INTEGER: 0–32767 (Default = 0). |
| NET-IND | Network indicator. VARCHAR(16): 1–16 ASCII characters. Permitted values are: NATIONAL (Default) INTERNATIONAL RESERVED SPARE |
| ORDER | Specifies whether to display data on the screen in a sorted order. Valid only for the show command. VARCHAR(1024): 1–1024 (Default = all rows are displayed). Permitted values are any valid token that can be shown for this command. Multiple tokens can be entered by separating with a comma. |
| START-ROW | Specifies to begin displaying data on the screen at a specific row. Valid only for the show command. INTEGER: 1–100000000 (Default = 1). |

Origination Point Code

The Origination Point Code (opc) table contains the SS7 point codes used by signaling points within the SS7 network (PSTN) to send messages to the Cisco BTS 10200 Softswitch. These codes are also used by the Cisco BTS 10200 Softswitch to identify itself when sending messages to the PSTN network. The OPC identifies the sender of a message. It is used in conjunction with a destination point code (DPC), which identifies the signaling point in the PSTN that the message is being sent to. For example, the Cisco BTS 10200 Softswitch sends an OPC to identify itself as the originator of a message, while other signaling points use this code to identify the Cisco BTS 10200 Softswitch when they want to send messages to it.



Note

In Release 4.5, for medium and large configurations, up to 30 OPCs can be provisioned per Cisco BTS 10200 Softswitch. For small configurations, up to 8 OPCs can be provisioned per Cisco BTS 10200 Softswitch.

Table Name: OPC

Table Containment Area: Call Agent, FSPTC, FSAIN

Command Types

Show, add, and delete

Examples

```
show opc id=opc1;
add opc id=opc1; point-code=2-2-1;
delete opc id=opc1;
```

Usage Guidelines

Primary Key Tokens: id

Unique Index Token(s): point-code, net-ap (Release 4.5)

Add Rules: Id cannot exist.

Change Rules: Id must exist. Only the description token can be changed.

Delete Rules: Id cannot exist in any dependency table.

Syntax Description

| | |
|-------------------|--|
| * ID | Primary key. The OPC id. VARCHAR(16): 1–16 ASCII characters. |
| * POINT-CODE | Point code value. VARCHAR(16): 1–16 ASCII characters. |
| * POINT-CODE-TYPE | Point code type. VARCHAR(16): 1–16 ASCII characters. Permitted values are: ANSI_CHINA ITU THAILAND (Release 4.2) |
| AUTO-REFRESH | Specifies whether to display cached data on the screen. Valid only for the show command. CHAR(1): Y/N (Default = Y). Y—Queries the database for the most current data. N—Queries the database for the most current data only if the cached data is unavailable. |
| DESCRIPTION | Described by the service provider. VARCHAR(64): 1–64 ASCII characters. |
| DISPLAY | Specifies what token information to display on the screen. Valid only for the show command. VARCHAR(1024): 1–1024 (Default = all tokens are displayed). Permitted values are any valid token that can be shown for this command. Multiple tokens can be entered by separating with a comma. |

| | |
|-----------|---|
| LIMIT | <p>Specifies the number of rows to display on the screen. Valid only for the show command.</p> <p>INTEGER: 1–100000000 (Default = 100000000).</p> <p>Note The actual maximum number of rows displayed is currently lower than 100000000 due to software limitations.</p> |
| ORDER | <p>Specifies whether to display data on the screen in a sorted order. Valid only for the show command.</p> <p>VARCHAR(1024): 1–1024 (Default = all rows are displayed). Permitted values are any valid token that can be shown for this command. Multiple tokens can be entered by separating with a comma.</p> |
| START-ROW | <p>Specifies to begin displaying data on the screen at a specific row. Valid only for the show command.</p> <p>INTEGER: 1–100000000 (Default = 1).</p> |

Routing Key

The Routing Key (routing-key) table holds the information for all the MTP3-User Adaptation Layer (M3UA) and SCCP-User Adaptation Layer (SUA) routing keys.

Table Name: ROUTING-KEY

Table Containment Area: Call Agent, FSPTC, FSAIN

Command Types

Show, add, change, and delete

Examples

```
show routing-key id=rkl;
add routing-key id=rkl; opc-id=opc1;sg-grp-id=sggrp1;rc=5;si=isup; platform-id=ca146
change routing-key id=rkl; description=ISUP routing key
delete routing-key id=rkl;
```

Usage Guidelines

Primary Key Token(s): id

Foreign Key Token(s): sg-grp-id, opc-id, dpc-id, ssn-id, subsystem-grp-id (Release 4.5)

Unique Key Token(s): The combination of sg-grp-id and rc equals a unique index key.

Add Rules:

- The same destination point code (DPC) cannot cross multiple SG-GRPs.
- The ssn-id is required if si=sccp.
- The subsystem-grp-id is required if si=sccp. (Release 4.5)
- Cross-check the opc-id and ssn-id across the Subsystem table when the routing-key is added with si=sccp.
- Cross-check the opc-id and subsystem-grp-id across the Subsystem table when the routing-key is added with si=sccp. (Release 4.5)
- The opc-id and ssn-id combine to make a unique key if si=sccp.
- The opc-id and subsystem-grp-id combine to make a unique key if si=sccp. (Release 4.5)
- The platform-id must exist in the Call Agent table if si=tup | isup, or else the platform-id must exist in the Feature Server table when si=sccp.
- Cross-check the platform-id across the Routing Key and Subsystem Profile tables if si=sccp.

Change Rules: Only the description token can be changed.

Delete Rules: id cannot exist in any dependency table.

Syntax Description

| | |
|--------------------------------|---|
| * ID | Primary key. Routing key ID. VARCHAR(16): 1–16 ASCII characters. |
| * OPC-ID | Foreign key: OPC table. Origination point code. VARCHAR(16): 1–16 ASCII characters. |
| * PLATFORM-ID | Platform ID (must be a valid Call Agent or Feature Server ID). VARCHAR(16): 1–16 ASCII characters. |
| * RC | Unique key. Routing context. INTEGER: 1–65535 (Default = 0). |
| * SG-GRP-ID | Unique key. Foreign key: Signaling Gateway Group table. Signaling gateway group id. VARCHAR(16): 1–16 ASCII characters. |
| * SI | Service indicator. VARCHAR(4): 1–4 ASCII characters. Permitted values are: SCCP TUP ISUP |
| SUBSYSTEM-GRP-ID (Release 4.5) | Mandatory if si=sccp. Subsystem Group ID. Foreign key: Subsystem Group table. VARCHAR(16): 1–16 ASCII characters. |

| | |
|----------------------------------|---|
| AUTO-REFRESH | <p>Specifies whether to display cached data on the screen. Valid only for the show command.</p> <p>CHAR(1): Y/N (Default = Y).</p> <p>Y—Queries the database for the most current data.</p> <p>N—Queries the database for the most current data only if the cached data is unavailable.</p> |
| DESCRIPTION | <p>Described by service provider.</p> <p>VARCHAR(64): 1–64 ASCII characters.</p> |
| DISPLAY | <p>Specifies what token information to display on the screen. Valid only for the show command.</p> <p>VARCHAR(1024): 1–1024 (Default = all tokens are displayed). Permitted values are any valid token that can be shown for this command. Multiple tokens can be entered by separating with a comma.</p> |
| DPC-ID | <p>Foreign key: Destination Point Code table. The destination point code.</p> <p>VARCHAR(16): 1–16 ASCII characters.</p> |
| LIMIT | <p>Specifies the number of rows to display on the screen. Valid only for the show command.</p> <p>INTEGER: 1–100000000 (Default = 100000000).</p> <p>Note The actual maximum number of rows displayed is currently lower than 100000000 due to software limitations.</p> |
| ORDER | <p>Specifies whether to display data on the screen in a sorted order. Valid only for the show command.</p> <p>VARCHAR(1024): 1–1024 (Default = all rows are displayed). Permitted values are any valid token that can be shown for this command. Multiple tokens can be entered by separating with a comma.</p> |
| SSN-ID (Obsolete in Release 4.5) | <p>Mandatory if si=sccp. Subsystem ID. Foreign key: Subsystem Profile table.</p> <p>VARCHAR(16): 1–16 ASCII characters.</p> |
| START-ROW | <p>Specifies to begin displaying data on the screen at a specific row. Valid only for the show command.</p> <p>INTEGER: 1–100000000 (Default = 1).</p> |

Signal Connection Control Part Network

The Signal Connection Control Part (SCCP) Network (sccp-nw) table contains the attributes associated with an SS7 network. Although an SCCP network can support multiple point codes, each SCCP network is associated with one point code. When an OPC-ID is specified, it is used as the primary key to search the SCCP network.

Table Name: SCCP-NW

Table Containment Area: FSPTC, FSAIN

Command Types Show, add, change and delete

Examples

```
show sccp-nw id=1;
add sccp-nw id=1; sub-svc=NATIONAL; description=SCCP network;
change sccp-nw id=1; NET-IND=NATIONAL;
delete sccp-nw id=1;
```

Usage Guidelines

Primary Key Token(s): id

Add Rules: None.

Change Rules: None.

Delete Rules: The id of the SCCP network must not exist in any dependent table(s).

Syntax Description

| | |
|--------------|--|
| * ID | Primary key. Network identifier. SMALLINT (1-255). |
| AUTO-REFRESH | Specifies whether to display cached data on the screen. Valid only for the show command. CHAR(1): Y/N (Default = Y). Y—Queries the database for the most current data. N—Queries the database for the most current data only if the cached data is unavailable. |
| DESCRIPTION | Described by the service provider. VARCHAR(64): 1–64 ASCII characters. |
| DISPLAY | Specifies what token information to display on the screen. Valid only for the show command. VARCHAR(1024): 1–1024 (Default = all tokens are displayed). Permitted values are any valid token that can be shown for this command. Multiple tokens can be entered by separating with a comma. |
| HOP-COUNT | Provides the hop count with a value from 1 to 15. SMALLINT. |

| | |
|-----------|---|
| LIMIT | <p>Specifies the number of rows to display on the screen. Valid only for the show command.</p> <p>INTEGER: 1–100000000 (Default = 100000000).</p> <p>Note The actual maximum number of rows displayed is currently lower than 100000000 due to software limitations.</p> |
| NET-IND | <p>Specifies the network indicator.</p> <p>VARCHAR(16): 1–16 ASCII characters. Permitted values are:</p> <ul style="list-style-type: none"> • INTERNATIONAL • SPARE • NATIONAL (Default) • RESERVED |
| ORDER | <p>Specifies whether to display data on the screen in a sorted order. Valid only for the show command.</p> <p>VARCHAR(1024): 1–1024 (Default = all rows are displayed). Permitted values are any valid token that can be shown for this command. Multiple tokens can be entered by separating with a comma.</p> |
| START-ROW | <p>Specifies to begin displaying data on the screen at a specific row. Valid only for the show command.</p> <p>INTEGER: 1–100000000 (Default = 1).</p> |
| SUB-SVC | <p>Specifies the subservice.</p> <p>VARCHAR(16): 1–16 ASCII characters. Permitted values are:</p> <ul style="list-style-type: none"> • INTERNATIONAL • SPARE • NATIONAL • RESERVED |

Signal Connection Control Part Route (Release 4.5)

The Signal Connection Control Part (SCCP) Route (sccp-route) table specifies the route from a subsystem on the Cisco BTS 10200 Softswitch to a subsystem in the SS7 network

Table Name: SCCP-Route

Table Containment Area: FSPTC, FSAIN

Command Types

Show, add, change and delete

Examples

```
show sccp-route subsystem-grp-id=SSN1;
add sccp-route subsystem-grp-id=ssn1; opc-id=opc1; rk-id=rk1; dpc-id=dpc1;
description=SCCP Route 1;
change sccp-route subsystem-grp-id=SSN1; OPC-ID=opc1; dpc-id=dpc1;
delete sccp-route subsystem-grp-id=SSN1; OPC-ID=opc1; dpc-id=dpc1;
```

Usage Guidelines

Primary Key Token(s): subsystem-grp-id+opc-id+dpc-id

Foreign Key Token(s): dpc-id, opc-id, rk-id, subsystem-grp-id

Add Rules: The OPC in the Routing Key table must be the same as the OPC of the network in the SCCP Route table.

Change Rules: None.

Delete Rules: The id of the SCCP route cannot exist in any dependent table(s).

Syntax Description

| | |
|--------------------|--|
| * DPC-ID | Primary key. Foreign key: Destination Point Code table. VARCHAR(16): 1–16 ASCII characters. |
| * OPC-ID | Primary key. Foreign key: Origination Point Code table. The originating point code VARCHAR(16): 1–16 ASCII characters. |
| * RK-ID | Foreign key: Routing Key table. The routing key id associated with the route to DPC. VARCHAR(16): 1–16 ASCII characters. |
| * SUBSYSTEM-GRP-ID | Primary key. Foreign key: Subsystem table. The Subsystem group id. VARCHAR(16): 1–16 ASCII characters. |
| AUTO-REFRESH | Specifies whether to display cached data on the screen. Valid only for the show command. CHAR(1): Y/N (Default = Y). Y—Queries the database for the most current data. N—Queries the database for the most current data only if the cached data is unavailable. |
| DESCRIPTION | Described by the service provider. VARCHAR(64): 1–64 ASCII characters. |
| DISPLAY | Specifies what token information to display on the screen. Valid only for the show command. VARCHAR(1024): 1–1024 (Default = all tokens are displayed). Permitted values are any valid token that can be shown for this command. Multiple tokens can be entered by separating with a comma. |
| LIMIT | Specifies the number of rows to display on the screen. Valid only for the show command. INTEGER: 1–100000000 (Default = 100000000). Note The actual maximum number of rows displayed is currently lower than 100000000 due to software limitations. |

| | |
|-----------|--|
| ORDER | Specifies whether to display data on the screen in a sorted order. Valid only for the show command. VARCHAR(1024): 1–1024 (Default = all rows are displayed). Permitted values are any valid token that can be shown for this command. Multiple tokens can be entered by separating with a comma. |
| START-ROW | Specifies to begin displaying data on the screen at a specific row. Valid only for the show command. INTEGER: 1–100000000 (Default = 1). |

Service Logic Host Route

The Service Logic Host Route (slhr) table contains the information necessary to route a Trigger Detection Point (TDP) request message to a Service Control Point (SCP).

Table Name: SLHR

Table Containment Area: FSPTC, FSAIN

Command Types

Show, add, change, and delete

Examples

```
show slhr id=1; opc-id=opc1;
add slhr id=slhr1; opc-id=opc1; dpc-id=dpc1;
change slhr id=slhr1; remote-ssn=254; opc-id=opc1;
delete slhr id=slhr1; opc-id=opc1;
```

Usage Guidelines

Primary Key Token(s): id plus the opc-id

Unique Key Token(s): opc-id plus the ssn-id, opc-id plus the subsystem-grp-id (Release 4.5)

Foreign Key Token(s): id, dpc-id, bpc-id, brk-id, opc-id, ssn-id, subsystem-grp-id (Release 4.5)

Add Rules: Id must exist in the SLHR Profile table.

Delete Rules: Id cannot exist in any dependency tables.

Other Rules:

- tt is mandatory if gtt-req=Y
- gtt-addr-type is mandatory if gtt-req=Y
- gtt-addr is mandatory if gtt-addr-type=DN

Syntax Description

| | |
|----------|--|
| * ID | Primary key. Foreign key: SLHR Profile table. Service Logic Host Route id. VARCHAR(16): 1–16 ASCII characters. |
| * DPC-ID | Foreign key: Destination Point Code table. The destination point code. This token is for the STP or SCP where the query is processed. VARCHAR(16): 1–16 ASCII characters. |

| | |
|------------------------------------|--|
| * OPC-ID | Primary key. Unique key. Foreign key: Subsystem table. Originating point code. VARCHAR(16): 1–16 ASCII characters. |
| * SSN-ID (Obsolete in Release 4.5) | Unique key. Foreign key: Subsystem table. Subsystem profile id. VARCHAR(16): 1–16 ASCII characters. |
| * SUBSYSTEM-GRP-ID (Release 4.5) | Unique key. Foreign key: Subsystem Group table. Subsystem group id. VARCHAR(16): 1–16 ASCII characters. |
| BPC-ID (Obsolete) | Foreign key: Destination Point Code table. The backup point code. VARCHAR(16): 1–16 ASCII characters. |
| BRK-ID (Obsolete) | Foreign Key: Routing Key table. The routing key ID associated with the route to BPC, this must be present when a BPC is present. VARCHAR(16): 1–16 ASCII characters. |
| DESCRIPTION | Described by the service provider. VARCHAR(64): 1–64 ASCII characters. |
| GTT-ADDR | Specifies the global title translation (GTT) address. VARCHAR(10): 3, 6 or 10 digits. |
| GTT-ADDR-TYPE | Specifies the GTT address type (the called, calling, or network-defined DN). VARCHAR(4): 1–4 ASCII characters. Permitted values are: CDPN (Default)—Called party number CLGN—Calling number DN—Directory number |
| GTT-REQ | Specifies whether global title translation is required. CHAR(1): Y/N (Default = Y). |
| TT | Specifies the translation type. SMALLINT: 1–255 numeric digits. |
| AUTO-REFRESH | Specifies whether to display cached data on the screen. Valid only for the show command. CHAR(1): Y/N (Default = Y). Y—Queries the database for the most current data. N—Queries the database for the most current data only if the cached data is unavailable. |
| DISPLAY | Specifies what token information to display on the screen. Valid only for the show command. VARCHAR(1024): 1–1024 (Default = all tokens are displayed). Permitted values are any valid token that can be shown for this command. Multiple tokens can be entered by separating with a comma. |

| | |
|-----------|---|
| LIMIT | <p>Specifies the number of rows to display on the screen. Valid only for the show command.</p> <p>INTEGER: 1–100000000 (Default = 100000000).</p> <p>Note The actual maximum number of rows displayed is currently lower than 100000000 due to software limitations.</p> |
| ORDER | <p>Specifies whether to display data on the screen in a sorted order. Valid only for the show command.</p> <p>VARCHAR(1024): 1–1024 (Default = all rows are displayed). Permitted values are any valid token that can be shown for this command. Multiple tokens can be entered by separating with a comma.</p> |
| START-ROW | <p>Specifies to begin displaying data on the screen at a specific row. Valid only for the show command.</p> <p>INTEGER: 1–100000000 (Default = 1).</p> |

Service Logic Host Route Profile

The Service Logic Host Route Profile (slhr-profile) table identifies an SLHR. An slhr-profile id must be created in this table before entries can be added to the SLHR table.

Table Name: SLHR-PROFILE

Table Containment Area: EMS

Command Types

Show, add, and delete

Examples

```
show slhr-profile id=1;
add slhr-profile id=slhr1;
delete slhr-profile id=slhr1;
```

Usage Guidelines

Primary Key Token(s): id

Add Rules: Id cannot exist.

Delete Rules: slhr-profile id cannot exist in any dependency table.

Syntax Description

| | |
|-------------|---|
| * ID | <p>Primary key. Unique identifier of the SLHR.</p> <p>VARCHAR(16): 1–16 ASCII characters.</p> |
| DESCRIPTION | <p>Described by the service provider.</p> <p>VARCHAR(64): 1–64 ASCII characters.</p> |

| | |
|--------------|---|
| AUTO-REFRESH | <p>Specifies whether to display cached data on the screen. Valid only for the show command.</p> <p>CHAR(1): Y/N (Default = Y).</p> <p>Y—Queries the database for the most current data.</p> <p>N—Queries the database for the most current data only if the cached data is unavailable.</p> |
| DISPLAY | <p>Specifies what token information to display on the screen. Valid only for the show command.</p> <p>VARCHAR(1024): 1–1024 (Default = all tokens are displayed). Permitted values are any valid token that can be shown for this command. Multiple tokens can be entered by separating with a comma.</p> |
| LIMIT | <p>Specifies the number of rows to display on the screen. Valid only for the show command.</p> <p>INTEGER: 1–100000000 (Default = 100000000).</p> <p>Note The actual maximum number of rows displayed is currently lower than 100000000 due to software limitations.</p> |
| ORDER | <p>Specifies whether to display data on the screen in a sorted order. Valid only for the show command.</p> <p>VARCHAR(1024): 1–1024 (Default = all rows are displayed). Permitted values are any valid token that can be shown for this command. Multiple tokens can be entered by separating with a comma.</p> |
| START-ROW | <p>Specifies to begin displaying data on the screen at a specific row. Valid only for the show command.</p> <p>INTEGER: 1–100000000 (Default = 1).</p> |

Signaling Gateway

The Signaling Gateway (sg) table identifies all signaling gateways managed by a Call Agent. A signaling gateway passes signaling messages between an SS7 network and associated IP nodes.

Table Name: SG

Table Containment Area: Call Agent, FSPTC, FSAIN

Command Types

Show, add, change, delete, get-trace, and set-trace

Examples

```
show sg id=sg1;
add sg id=sg1;
change sg id=sg1;description=Signaling Gateway 1;
delete sg id=sg1;
```



Note

See the section “[Signaling Gateway Get and Set Trace Commands](#)” in [Chapter 1, “Administration, Diagnostic, and Maintenance Commands](#)” for the signaling gateway get-trace and set-trace commands.

Usage Guidelines

Primary Key Token(s): id
 Unique Key Token(s): id
 Add Rules: None.
 Change Rules: ID must exist; only changeable token is description.
 Delete Rules: ID cannot exist in any dependency table.

Syntax Description

| | |
|--------------|--|
| * ID | Primary key. Unique key. Unique signaling gateway identifier. VARCHAR(16): 1–16 ASCII characters. |
| AUTO-REFRESH | Specifies whether to display cached data on the screen. Valid only for the show command. CHAR(1): Y/N (Default = Y). Y—Queries the database for the most current data. N—Queries the database for the most current data only if the cached data is unavailable. |
| DESCRIPTION | Described by the service provider. VARCHAR(125): 1–125 ASCII characters. |
| DISPLAY | Specifies what token information to display on the screen. Valid only for the show command. VARCHAR(1024): 1–1024 (Default = all tokens are displayed). Permitted values are any valid token that can be shown for this command. Multiple tokens can be entered by separating with a comma. |
| LIMIT | Specifies the number of rows to display on the screen. Valid only for the show command. INTEGER: 1–100000000 (Default = 100000000). Note The actual maximum number of rows displayed is currently lower than 100000000 due to software limitations. |
| ORDER | Specifies whether to display data on the screen in a sorted order. Valid only for the show command. VARCHAR(1024): 1–1024 (Default = all rows are displayed). Permitted values are any valid token that can be shown for this command. Multiple tokens can be entered by separating with a comma. |
| PRIORITY | Specifies the priority. If signaling gateways are set to the same priority, the gateways load share. If the signaling gateways are set to different priorities, the higher priority is used. INTEGER: 1 or 2 (Default = 1). Permitted values are: 1—HIGH (Default) 2—LOW |

| | |
|-----------|--|
| START-ROW | Specifies to begin displaying data on the screen at a specific row. Valid only for the show command. |
| | INTEGER: 1–100000000 (Default = 1). |

Signaling Gateway Group

The Signaling Gateway Group (sg-grp) table associates paired signaling gateways for redundancy and load sharing.

Table Name: SG-GRP

Table Containment Area: Call Agent, FSPTC, FSAIN

Command Types

Show, add, change, and delete

Examples

```
show sg-grp id=sgpair1;
add sg-grp id=sgpair1; sg1-id=sg1; sg2-id=sg2;
change sg-grp id=sgpair1; description=Signaling Gateway 1;
delete sg-grp id=sgpair1;
```

Usage Guidelines

Primary Key Token(s): id

Foreign Key Token(s): sg1-id, sg2-id

Unique Key Token(s): sg1-id, sg2-id

Add Rules:

- ID cannot exist; sg1-id and sg2-id cannot be the same.
- Cannot have more than two Skips per sg-grp.

Change Rules:

- ID must exist
- Only changeable token is description.

Delete Rules: ID cannot exist in any dependency table.

Syntax Description

| | |
|----------|--|
| * ID | Primary key. Unique SG group identifier. VARCHAR(16): 1–16 ASCII characters. |
| * SG1-ID | Unique key. Foreign key: Signaling Gateway table. First signaling gateway ID. VARCHAR(16): 1–16 ASCII characters. |

| | |
|--------------|--|
| AUTO-REFRESH | <p>Specifies whether to display cached data on the screen. Valid only for the show command.</p> <p>CHAR(1): Y/N (Default = Y).</p> <p>Y—Queries the database for the most current data.</p> <p>N—Queries the database for the most current data only if the cached data is unavailable.</p> |
| DESCRIPTION | <p>Described by the service provider.</p> <p>VARCHAR(64): 1–64 ASCII characters.</p> |
| DISPLAY | <p>Specifies what token information to display on the screen. Valid only for the show command.</p> <p>VARCHAR(1024): 1–1024 (Default = all tokens are displayed).</p> <p>Permitted values are any valid token that can be shown for this command. Multiple tokens can be entered by separating with a comma.</p> |
| LIMIT | <p>Specifies the number of rows to display on the screen. Valid only for the show command.</p> <p>INTEGER: 1–100000000 (Default = 100000000).</p> <p>Note The actual maximum number of rows displayed is currently lower than 100000000 due to software limitations.</p> |
| ORDER | <p>Specifies whether to display data on the screen in a sorted order. Valid only for the show command.</p> <p>VARCHAR(1024): 1–1024 (Default = all rows are displayed). Permitted values are any valid token that can be shown for this command. Multiple tokens can be entered by separating with a comma.</p> |
| SG2-ID | <p>Second signaling gateway ID. Unique key. Foreign key: Signaling Gateway table.</p> <p>VARCHAR(16): 1–16 ASCII characters.</p> |
| START-ROW | <p>Specifies to begin displaying data on the screen at a specific row. Valid only for the show command.</p> <p>INTEGER: 1–100000000 (Default = 1).</p> |

Signaling Gateway Process

The Signaling Gateway Process (sgp) table identifies all the signaling gateway processes associated with each signaling gateway.

Table Name: SGP

Table Containment Area: Call Agent, FSPTC, FSAIN

Command Types

Show, add, and delete

Examples

```
show sgp id=sgp1;
add sgp id=sgp1;
delete sgp id=sgp1;
```

**Note**

See the section “[Signaling Gateway Process Status, Get-Trace and Set Trace Commands](#)” in [Chapter 1](#), “[Administration, Diagnostic, and Maintenance Commands](#)” for the signaling gateway process status get-trace and set-trace commands.

Usage Guidelines

Primary Key Token(s): id

Foreign Key Tokens(s): id

Add Rules:

- ID cannot exist.
- Cannot add more than 2 SGP per SG.

Change Rules: ID must exist; only description can be modified.

Delete Rules: ID cannot exist in any dependency table.

Syntax Description

| | |
|--------------|--|
| * ID | Primary key. Foreign key: Signaling Gateway table. Unique signaling gateway process identifier. VARCHAR(16): 1–16 ASCII characters. |
| AUTO-REFRESH | Specifies whether to display cached data on the screen. Valid only for the show command. CHAR(1): Y/N (Default = Y). Y—Queries the database for the most current data. N—Queries the database for the most current data only if the cached data is unavailable. |
| DESCRIPTION | Described by the service provider. VARCHAR(64): 1–64 ASCII characters. |
| DISPLAY | Specifies what token information to display on the screen. Valid only for the show command. VARCHAR(1024): 1–1024 (Default = all tokens are displayed). Permitted values are any valid token that can be shown for this command. Multiple tokens can be entered by separating with a comma. |
| LIMIT | Specifies the number of rows to display on the screen. Valid only for the show command. INTEGER: 1–100000000 (Default = 100000000). Note The actual maximum number of rows displayed is currently lower than 100000000 due to software limitations. |

| | |
|-----------|--|
| ORDER | Specifies whether to display data on the screen in a sorted order. Valid only for the show command. VARCHAR(1024): 1–1024 (Default = all rows are displayed). Permitted values are any valid token that can be shown for this command. Multiple tokens can be entered by separating with a comma. |
| START-ROW | Specifies to begin displaying data on the screen at a specific row. Valid only for the show command. INTEGER: 1–100000000 (Default = 1). |

Signaling System 7 ANSI Trunk Group Profile

The Signaling System 7 ANSI Trunk Group Profile (ss7-ansi-tg-profile) table holds common information regarding an SS7 trunk group such as continuity test (COT). This table can be shared by multiple SS7 trunk groups.

Table Name: SS7-ANSI-TG-PROFILE

Table Containment Area: Call Agent

Command Types

Show, add, change, and delete

Examples

```
show ss7-ansi-tg-profile id=ss7pf1;
add ss7-ansi-tg-profile id=ss7pf1; type=a7; hop-counter=20; cot-orig=y;
change ss7-ansi-tg-profile id=ss7pf1; hop-counter=10;
delete ss7-ansi-tg-profile id=ss7pf1;
```

Usage Guidelines

Primary Key Token(s): id

Add Rules: None.

Change Rules: None.

Delete Rules: ID does not exist in any trunk-grp::tg-profile-id where tg-type=ss7.

Syntax Description

| | |
|---------------|---|
| * ID | Primary key. SS7 trunk group profile ID. VARCHAR(16): 1–16 ASCII characters. |
| ALARM-CARRIER | Indicates the type of alarm detection implemented on the spans that form the trunk group. The value of this token populates the Alarm Carrier Indicator field within the Circuit Group Characteristic Indicators parameter of the circuit validation response (CVR) message. VARCHAR(16): 1–16 ASCII characters. Permitted values are: UNKNOWN (Default)—It is unknown what type of alarm carrier the trunk group supports. SOFTWARE—The trunk group supports software carrier group alarm. HARDWARE—The trunk group supports hardware carrier alarm. |

| | |
|-----------------|---|
| ALLOW-CRMCRA | <p>Specifies if a circuit reservation message/circuit reservation acknowledgment (CRMCRA) indicator is allowed.</p> <p>CHAR(1): Y/N (Default = Y).</p> |
| ALLOW-EXM | <p>Specifies whether to allow sending an exit message (EXM) indicator if data is available in the call.</p> <p>CHAR(1): Y/N (Default = Y).</p> |
| AUTO-REFRESH | <p>Specifies whether to display cached data on the screen. Valid only for the show command.</p> <p>CHAR(1): Y/N (Default = Y).</p> <p>Y—Queries the database for the most current data.</p> <p>N—Queries the database for the most current data only if the cached data is unavailable.</p> |
| CCT-GRP-CARRIER | <p>Indicates the type of voice carrier used on the spans of the trunk group. The value of this token populates the Circuit Group Carrier Indicator field within the Circuit Group Characteristic Indicators parameter.</p> <p>VARCHAR(32): 1–32 ASCII characters. Permitted values are:</p> <p>ANALOG</p> <p>DIGITAL (Default)</p> <p>DIGITAL-ANALOG</p> <p>UNKNOWN</p> |
| CFN-SUPP | <p>Confusion message support indicator.</p> <p>CHAR(1): Y/N (Default = N).</p> <p>Y—Far-end switch supports confusion message.</p> <p>N—Far-end switch does not support confusion message.</p> |
| CONGEST-PROC | <p>Specifies a congestion procedure to apply.</p> <p>SMALLINT: 0.</p> |
| COT-DURATION | <p>Specifies the duration of the continuity test in seconds.</p> <p>SMALLINT: 1–60 (Default = 1).</p> |
| COT-FREQ | <p>Specifies whether to perform a continuity test on outgoing SS7 calls. The specified value indicates the number of calls that occur before the continuity test is performed. For example, if cot-freq is set to the value 1, a COT test is performed for every call. The value 7 indicates that the test is performed for every 7th call. If cot-freq is set to 100 (the maximum), a COT test is performed for 1 call out of 100 calls.</p> <p>SMALLINT: 0–100 (Default = 7).</p> <p>Note Implementation is on a per trunk basis, not a per trunk group basis.</p> |
| COT-ORIG | <p>Continuity test indicator on originating (outgoing) SS7 calls.</p> <p>CHAR(1): Y/N (Default = Y).</p> |

| | |
|---|--|
| COT-TONE | Continuity tone. |
| Note The Cisco BTS 10200 Softswitch does not support 2-wire side emulation in transponder COT testing. | CHAR(8): 1–8 characters. Permitted values are: 4W-TO-2W (Default)—Tx Low (1780 Hz), Rx High (2010 Hz). 2W-TO-2W—Tx High (2010 Hz), Rx Low (1780 Hz). Not supported. 2W-TO-4W—Tx High (2010 Hz), Rx Low (1780 Hz). Not supported. 4W-TO-4W—Tx High (2010 Hz), Rx High (2010 Hz). |
| DEFAULT-BC | Specifies the default bearer capability used in USI parameter. VARCHAR(6): 1–6 ASCII characters. Permitted values are: SPEECH 3-1KHZ |
| DEFAULT-CHGNOA | Provides a default automatic number identification (ANI) nature of address (NOA) used to populate the charge number sent to the basic call module (BCM) if none is received from the line. VARCHAR(32): 1–32 ASCII characters. Permitted values are: NOTUSED (Default) ANI-CGSUB-SUB-NUM—ANI of the calling party; subscriber number. ANI-NOT-AVAIL—ANI not available. ANI-CGSUB-NAT-NUM—ANI of the calling party; national number. ANI-CDSUB-SUB-NUM—ANI of the called party; subscriber number. ANI-CDSUB-NO-NUM—ANI of the called party; no number present. ANI-CDSUB-NAT-NUM—ANI of the called party; national number. |
| DEFAULT-CHGNPI | Provides a default Numbering Plan indicator to populate the charge number sent to the BCM if none is received from the line. VARCHAR(32): 1–32 ASCII characters. Permitted values are: NOTUSED (Default) NONE—None. E164—E.164 numbering plan. DATA—Data numbering plan. TELEX—Telex numbering plan. PNP—Private numbering plan. NATIONAL—National numbering plan. TELEPHONY—Telephony numbering plan. MARITIME-MOBILE—Maritime mobile numbering plan. LAND-MOBILE—Land mobile numbering plan. ISDN-MOBILE—Integrated Services Digital Network numbering plan |

| | |
|---------------------------------|---|
| DEFAULT-OLI | <p>Provides a default Originating Line Information (OLI) indicator to populate the OLI sent to the BCM if none is received from the line.</p> <p>VARCHAR(32): 1–32 ASCII characters. Permitted values are:</p> <p>NOTUSED (Default)</p> <p>800-SERVICE-CALL—800 Service.</p> <p>ACCESS-FOR-VPN-TYPES-OF-SVC—Access for Virtual Private Network (VPN) types of service.</p> <p>AIOD—Automatic Identified Outward Dialing.</p> <p>CELLULAR-SVC-1—Cellular service 1.</p> <p>CELLULAR-SVC-2—Cellular service 2.</p> <p>CELLULAR-SVC-ROAMING—Cellular service roaming.</p> <p>COIN—Coin box pay phone.</p> <p>COIN-DATABASE—Coin database.</p> <p>CUSTOMER-SPECIFIC-1—Customer specific 1.</p> <p>CUSTOMER-SPECIFIC-2—Customer specific 2.</p> <p>INTERCEPT-BLANK—Intercept blank.</p> <p>INTERCEPT-REGULAR—Intercept regular.</p> <p>INTERCEPT-TROUBLE—Intercept trouble.</p> <p>INTERLATA-RESTRICTED—Interlata restricted.</p> <p>INTERLATA-RESTRICTED-COINLESS—Interlata restricted coinless.</p> <p>INTERLATA-RESTRICTED-HOTEL—Interlata restricted hotel.</p> <p>MULTIPARTY-LINE—Multiparty line.</p> <p>NI-FAILURE—Network interface failure</p> <p>OUTWATS—Outward wide area telephony service.</p> <p>POTS—Plain old telephone service.</p> <p>PRISON-INMATE-SERVICE—Prison inmate service.</p> <p>PRIVATE-PAYSTATIONS—Private pay phone.</p> <p>SPECIAL-OPERATOR-REQ—Special operator request.</p> <p>STATION-LEVEL-RATING—Station level rating.</p> <p>TELCO-OPERATOR-CALL—Telco operator call.</p> <p>TESTCALL—Test call.</p> <p>TOLLFREE-FROM-PAYSTATION—Toll free call from pay phone.</p> <p>TRS-1—Telephone relay service 1.</p> <p>TRS-2—Telephone relay service 2.</p> <p>TRS-3—Telephone relay service 3.</p> |
| DESCRIPTION (EMS-only field) | <p>Described by the service provider.</p> <p>VARCHAR(64): 1–64 ASCII characters.</p> |

| | |
|---------------------------------------|--|
| DISPLAY | <p>Specifies what token information to display on the screen. Valid only for the show command.</p> <p>VARCHAR(1024): 1–1024 (Default = all tokens are displayed). Permitted values are any valid token that can be shown for this command. Multiple tokens can be entered by separating with a comma.</p> |
| ECHO-SUPP-REQUIRED (Not supported) | <p>Specifies if echo suppression is required.</p> <p>CHAR(1): Y/N (Default = N).</p> |
| FAST-ANSWER-SUPP | <p>Specifies whether fast answer is supported. It is used when a call is being terminated to a NAS server.</p> <p>CHAR(1): Y/N (Default = N).</p> <p>Y—Fast answer is supported.</p> <p>N—Fast answer is not supported.</p> |
| HOP-COUNTER | <p>Number of SS7 hops allowed. The hop counter field is the number of contiguous SS7 interchange circuits remaining before the call must be completed. If the call is not completed within the required number of circuits, the call is released.</p> <p>SMALLINT: 0, 10–20 (Default = 20).</p> <p>Note 0 = Not supported</p> |
| INBAND-INFO | <p>Specifies whether to send a release, provide a tone, or provide an announcement if data is available in the call.</p> <p>CHAR(1): Y/N (Default = N).</p> |
| LIMIT | <p>Specifies the number of rows to display on the screen. Valid only for the show command.</p> <p>INTEGER: 1–100000000 (Default = 100000000).</p> <p>Note The actual maximum number of rows displayed is currently lower than 100000000 due to software limitations.</p> |
| ORDER | <p>Specifies whether to display data on the screen in a sorted order. Valid only for the show command.</p> <p>VARCHAR(1024): 1–1024 (Default = all rows are displayed). Permitted values are any valid token that can be shown for this command. Multiple tokens can be entered by separating with a comma.</p> |
| REDIR-MAX | <p>Specifies maximum number of redirections.</p> <p>SMALLINT: 1–10 (Default = 5).</p> |
| SATELLITE-CIRCUIT (Not supported) | <p>Satellite circuit indicator.</p> <p>CHAR(1): Y/N (Default = N).</p> |
| SEND-ATP | <p>Specifies whether to allow sending an access transport parameter indicator if data is available in the call.</p> <p>CHAR(1): Y/N (Default = Y).</p> |

| | |
|--------------------------------------|---|
| SEND-CHN-NONGEO | <p>Specifies whether to allow sending a charge number nongeographic indicator if data is available in the call.</p> <p>CHAR(1): Y/N (Default = N).</p> <p>Note Set this token to Y to send the charge number when the billing DN is different than the DN in subscriber and you are using PIC routing.</p> |
| SEND-CHNOLIP | <p>Specifies whether to allow sending a charge number originating line information if data is available in the call. Presentation indicator.</p> <p>CHAR(1): Y/N (Default = N).</p> <p>Note Both SEND-CHNOLIP and SEND-CIP must be set to Y to send a CIP.</p> |
| SEND-CIP | <p>Specifies whether to send a carrier information parameter (CIP).</p> <p>CHAR(1): Y/N (Default = N).</p> <p>Y—Send a CIP.</p> <p>N—Do not send a CIP.</p> <p>Note Both SEND-CHNOLIP and SEND-CIP must be set to Y to send a CIP.</p> |
| SEND-CIP-NONGEO | <p>Carrier information. Specifies whether to send a parameter nongeographic indicator (carrier information parameter (GR-394)).</p> <p>CHAR(1): Y/N (Default = N).</p> <p>Note Set this token to Y to send a CIP.</p> |
| SEND-CPN | <p>Specifies whether to allow sending a calling party number in the IAM (should always be included) if data is available in the call.</p> <p>CHAR(1): Y/N (Default = Y).</p> |
| SEND-CPN-PRES | <p>Specifies whether to allow sending calling party number presentation information if data is available in the call.</p> <p>CHAR(1): Y/N (Default = N).</p> |
| SEND-GAP | <p>Specifies whether to allow sending a generic address parameter indicator if data is available in the call.</p> <p>CHAR(1): Y/N (Default = Y).</p> |
| SEND-GN | <p>Specifies whether to allow sending a generic name indicator if data is available in the call.</p> <p>CHAR(1): Y/N (Default = N).</p> |
| SEND-HOPCOUNTER | <p>Specifies whether to allow sending a hop counter indicator if data is available in the call.</p> <p>CHAR(1): Y/N (Default = Y).</p> |
| SEND-JIP | <p>Specifies whether to allow sending a jurisdiction information parameter if data is available in the call.</p> <p>CHAR(1): Y/N (Default = Y).</p> |
| SEND-NOTIFICATION (Not supported) | <p>Specifies whether to allow sending a notification indicator if data is available in the call.</p> <p>CHAR(1): Y/N (Default = N).</p> |

| | |
|-----------------------------------|---|
| SEND-OCN | Specifies whether to allow sending an original called number indicator if data is available in the call. CHAR(1): Y/N (Default = Y). |
| SEND-REDIRCAP (Not supported) | Specifies whether to allow sending a redirection capability information indicator if data is available in the call. CHAR(1): Y/N (Default = N). |
| SEND-REDIRCOUNTER (Not supported) | Specifies whether to allow sending a redirection counter indicator if data is available in the call. CHAR(1): Y/N (Default = N). |
| SEND-REDIRINFO | Specifies whether to allow sending a redirecting information indicator if data is available in the call. CHAR(1): Y/N (Default = Y). |
| SEND-REDIR-NUM | Specifies whether to allow sending a redirecting number indicator if data is available in the call. CHAR(1): Y/N (Default = Y). |
| SEND-SERVICECODE (Not supported) | Specifies whether to allow sending a service code indicator if data is available in the call. CHAR(1): Y/N (Default = N). |
| SEND-TRANSREQ (Not supported) | Specifies whether to allow sending a transaction request parameter indicator if data is available in the call. CHAR(1): Y/N (Default = N). |
| START-ROW | Specifies to begin displaying data on the screen at a specific row. Valid only for the show command. INTEGER: 1–100000000 (Default = 1). |
| T-14 | Timer to specify whether to send an unblocking (UBL) before receiving an unblocking acknowledgment (UBA). SMALLINT: 4–6 seconds (Default = 6). |
| T-18 | Timer to specify whether to send a UBL before receiving a UBA. SMALLINT: 4–15 seconds (Default = 15). |
| T-20 | Timer to specify whether to send a circuit group unblocking (CGU) before receiving a circuit group unblocking acknowledgment (CGUA). SMALLINT: 4–15 seconds (Default = 15). |
| T-8 | Timer for when receipt of initial address message (IAM) indicating previous or incoming continuity check, awaiting continuity (COT). SMALLINT: 10–15 seconds (Default = 15). |
| T-9 | Ring No Answer Timer. SMALLINT: 0–255 seconds (Default = 255). |
| T-BLO | Timer for when sending a blocking (BLO) or UBL, awaiting a blocking acknowledgment (BLA) or UBA; shorter timer used for retransmission. SMALLINT: 4–6 seconds (Default = 6). |

| | |
|--------------|--|
| T-CCR-R | <p>Timer for when responding to a continuity check request (CCR), awaiting a COT or REL.</p> <p>SMALLINT: 10–12 seconds (Default = 12).</p> |
| T-CGB | <p>Timer for when sending a second circuit group blocking (CGB) or first circuit group unblocking (CGU), awaiting a circuit group blocking acknowledgment (CGBA) or circuit group unblocking acknowledgment (CGUA); shorter timer used for retransmission.</p> <p>SMALLINT: 4–15 seconds (Default = 15).</p> |
| T-COT-L | <p>Timer for when receiving second COT coded “failed,” awaiting receipt of CCR.</p> <p>SMALLINT: 240–300 seconds (Default = 300).</p> |
| T-COT-R | <p>Timer for when receiving first COT coded “failed,” awaiting receipt of CCR.</p> <p>SMALLINT: 16–20 seconds (Default = 20).</p> |
| T-GRS | <p>Timer for when sending a second circuit group reset (GRS), awaiting circuit group reset acknowledgment (GRA); shorter timer used for retransmission.</p> <p>SMALLINT: 4–15 seconds (Default = 15).</p> |
| T-IAM | <p>Timer for when sending initial address message (IAM), awaiting an address complete message (ACM), answer message (ANM), or release message (REL).</p> <p>SMALLINT: 20–30 seconds (Default = 30).</p> |
| T-REL | <p>Timer for when sending a release (REL), awaiting a release complete (RLC); shorter timer used for retransmission.</p> <p>SMALLINT: 4–6 seconds (Default = 6).</p> |
| T-RSC | <p>Timer for when sending a reset circuit (RSC), awaiting an RLC; shorter timer used for retransmission.</p> <p>SMALLINT: 4–15 seconds (Default = 15).</p> |
| TYPE | <p>SS7 trunk group type.</p> <p>CHAR(2). Permitted values are:</p> <p>A7 (Default)—ANSI variant of SS7.</p> <p>E7—Not used.</p> <p>C7—Not used.</p> |
| UNAVAIL-PROC | <p>Specifies an unavailable procedure to apply.</p> <p>SMALLINT: 0.</p> |

Signaling System 7 Circuit Identification Code

The Signaling System 7 CIC (ss7-cic) table is not provisionable. It is created and populated when SS7 trunks are provisioned. It holds the SS7 CIC list.

Command Types

Show

Examples

```
show ss7-cic
```

Usage Guidelines

Primary Key Token(s): opc, dpc, trunk-id

Primary Key Token(s): trunk-id + opc + dpc + net-ap (Release 4.5)

Foreign Key Token(s): opc, dpc, trunk-id, tgn-id, call-ctrl-route-id

Foreign Key Token(s) trunk-id, tgn-id (Release 4.5)

Syntax Description

| | |
|--------------------|---|
| AUTO-REFRESH | <p>Specifies whether to display cached data on the screen. Valid only for the show command.</p> <p>CHAR(1): Y/N (Default = Y).</p> <p>Y—Queries the database for the most current data.</p> <p>N—Queries the database for the most current data only if the cached data is unavailable.</p> |
| CALL-CTRL-ROUTE-ID | <p>Foreign key: Route Set table. Automatically provisioned from the Trunk Group table.</p> <p>Note As of Release 4.5, this token is no longer a Foreign key.</p> |
| DISPLAY | <p>Specifies what token information to display on the screen. Valid only for the show command.</p> <p>VARCHAR(1024): 1–1024 (Default = all tokens are displayed). Permitted values are any valid token that can be shown for this command. Multiple tokens can be entered by separating with a comma.</p> |
| DPC | <p>Primary key. Foreign key: DPC table. The destination point code.</p> <p>VARCHAR(16): 1–16 ASCII characters.</p> <p>Note As of Release 4.5, this token is no longer a Foreign key.</p> |
| LIMIT | <p>Specifies the number of rows to display on the screen. Valid only for the show command.</p> <p>INTEGER: 1–100000000 (Default = 100000000).</p> <p>Note The actual maximum number of rows displayed is currently lower than 100000000 due to software limitations.</p> |
| NET-AP | <p>The network application. Automatically provisioned from DPC.</p> <p>INTEGER.</p> |

| | |
|-----------------------------|---|
| OPC | <p>Primary key. Foreign key: OPC table. The origination point code. Automatically provisioned from the Route Set table, which is referenced by the Trunk Group table.</p> <p>VARCHAR(16): 1–16 ASCII characters.</p> <p>Note As of Release 4.5, this token is no longer a Foreign key.</p> |
| ORDER | <p>Specifies whether to display data on the screen in a sorted order. Valid only for the show command.</p> <p>VARCHAR(1024): 1–1024 (Default = all rows are displayed). Permitted values are any valid token that can be shown for this command. Multiple tokens can be entered by separating with a comma.</p> |
| START-ROW | <p>Specifies to begin displaying data on the screen at a specific row. Valid only for the show command.</p> <p>INTEGER: 1–100000000 (Default = 1).</p> |
| TGN-ID (or TG) | <p>Mandatory if term-type=term. Foreign key: Trunk Group table. Trunk group ID. This field can also be provisioned using tg instead of tgn-id. The EMS looks up the tgn-id based on the trunk group and then provisions it.</p> <p>INTEGER: 1–999999999.</p> |
| TRUNK-ID (System generated) | <p>Primary key. Foreign key: Trunk table. Identifies the trunk ID. Constructed from the CIC start and CIC end tokens.</p> <p>INTEGER.</p> |

Signaling System 7 Q761 Trunk Group Profile

The Signaling System 7 Q761 Trunk Group Profile (ss7-q761-tg-profile) table holds common information regarding an SS7 Q761 trunk group such as continuity test (COT). This table can be shared by multiple SS7 Q761 trunk groups.

Table Name: SS7-Q761-TG-PROFILE

Table Containment Area: Call Agent

Command Types

Show, add, change, and delete

Examples

```
show ss7-q761-tg-profile id=q761-tg-prof1;
add ss7-q761-tg-profile id=q761-tg-prof1; cot-duration=20;
change ss7-q761-tg-profile id=q761-tg-prof1; cot-duration=3;
delete ss7-q761-tg-profile id=q761-tg-prof1;
```

Usage Guidelines

Primary Key Token(s): id

Add Rules: Id cannot exist.

Change Rules: Id must exist.

Delete Rules: Id cannot exist in any dependency table.

| | | |
|--------------------|-----------------------------|--|
| Syntax Description | * ID | Primary key. The Q761 trunk group profile ID. VARCHAR(16): 1–16 ASCII characters. |
| | ALARM-CARRIER | Specifies whether the trunk group is an alarm carrier. VARCHAR(16): 1–16 ASCII characters. Permitted values are: UNKNOWN (Default)—It is unknown what type of alarm carrier the trunk group supports. SOFTWARE—The trunk group supports software carrier group alarm. HARDWARE—The trunk group supports hardware carrier alarm. |
| | AOC-ENABLED (Release 4.5.1) | Specifies whether to generate or validate CRG messages. CHAR(1): Y/N (Default = N). Y—Generate of a CRG message for incoming trunks or validate a CRG message for outgoing trunks when a message is received by the Cisco BTS 10200 Softswitch. N—Do not generate a CRG message for incoming trunks or validate a CRG message for outgoing trunks when a message is received by the Cisco BTS 10200 Softswitch. |
| | AUTO-REFRESH | Specifies whether to display cached data on the screen. Valid only for the show command. CHAR(1): Y/N (Default = Y). Y—Queries the database for the most current data. N—Queries the database for the most current data only if the cached data is unavailable. |
| | CHARGE-ORIG | Specifies the charge origin. INTEGER: 0–9999 (Default = 0). INTEGER: 0–9999 (Default = 20). (Release 4.5) |
| | CLDPTY-CTRL-REL-SUPP | Specifies whether called party controlled release is supported. CHAR(1): Y/N (Default = N). |
| | CLI-DEFAULT-ALLOWED | Sets the presentation restricted field in the calling line identity (CLI). CHAR(1): Y/N (Default = N). Y—When set to Y and an incoming Q931 setup message has the presentation restricted indicator absent, then the presentation restricted indicator in the outgoing message (IAM or setup) is set to presentation allowed. N—When set to N and an incoming Q931 setup message has the presentation restricted indicator absent, then the presentation restricted indicator in the outgoing message (IAM or setup) is set to presentation restricted. |
| | CLIP-ESS | Specifies whether to force a request of a calling line identity if not automatically provided. CHAR(1): Y/N (Default = N). |
| | | |

| | |
|------------------------------|---|
| COL-DEFAULT-ALLOWED | <p>Sets the presentation restricted field in the connected line identity.</p> <p>CHAR(1): Y/N (Default = N).</p> <p>Y—When set to Y and an incoming Q931 setup message has the presentation restricted indicator absent, then the presentation restricted indicator in the outgoing message (IAM or setup) is set to presentation allowed.</p> <p>N—When set to N and an incoming Q931 setup message has the presentation restricted indicator absent, then the presentation restricted indicator in the outgoing message (IAM or setup) is set to presentation restricted.</p> |
| COT-DURATION | <p>Duration of continuity test.</p> <p>SMALLINT: 1–60 (Default = 1).</p> |
| COT-FREQ | <p>Specifies whether to perform a continuity test on outgoing SS7 calls. The specified value indicates the number of calls that occur before the continuity test is performed. For example, if COT-FREQ is set to the value 1, a COT test is performed for every call. The value 7 indicates that the test is performed for every 7th call. If COT-FREQ is set to 100 (the maximum), a COT test is performed for 1 call out of 100 calls.</p> <p>SMALLINT: 0–100 (Default = 7).</p> <p>Note Implementation is on a per trunk basis—not a per trunk group basis.</p> |
| COT-ORIG | <p>Continuity test indicator on originating (outgoing) SS7 calls.</p> <p>CHAR(1): Y/N (Default = Y).</p> |
| COT-TONE | <p>Continuity tone.</p> <p>Note The Cisco BTS 10200 Softswitch does not support 2-wire side emulation in transponder COT testing.</p> <p>CHAR(8): 1–8 characters. Permitted values are:</p> <p>4W-TO-2W (Default)—Tx Low (1780 Hz), Rx High (2010 Hz).</p> <p>2W-TO-2W—Tx High (2010 Hz), Rx Low (1780 Hz). Not supported.</p> <p>2W-TO-4W—Tx High (2010 Hz), Rx Low (1780 Hz) Not supported.</p> <p>4W-TO-4W—Tx High (2010 Hz), Rx High (2010 Hz)</p> |
| CPC-ESS | <p>Set to Y to force request of calling party category if the calling party number is not provided in the IAM and the calling party category is required to override the original calling party category received in the IAM.</p> <p>CHAR(1): Y/N (Default = N).</p> |
| CRG-ABILITY (Release 4.5.1) | <p>Specifies whether a switch can generate a CRG message.</p> <p>CHAR(1): Y/N (Default = N).</p> <p>N—(Default) the succeeding switch cannot generate a CRG message.</p> <p>Y—the succeeding switch can generate a CRG message.</p> |
| DESCRIPTION (EMS-only field) | <p>Described by the service provider.</p> <p>VARCHAR(64): 1–64 ASCII characters.</p> |

| | |
|--|---|
| DISPLAY | Specifies what token information to display on the screen. Valid only for the show command. VARCHAR(1024): 1–1024 (Default = all tokens are displayed). Permitted values are any valid token that can be shown for this command. Multiple tokens can be entered by separating with a comma. |
| ECHO-SUPP-REQUIRED (Not supported) | Not supported in this release. Echo suppression required indicator. CHAR(1): Y/N (Default = N). |
| EXCHANGE-TYPE (Release 4.4.0) | Specifies the signaling originating and destination local exchange type. CHAR(1): A, B. Permitted values are: A—An End-to-End exchange. B—An exchange that acts as a transit node. NULL (Default)—Uses the value specified in the Call Agent Configuration table. |
| FORWARD-CLI-IN-IAM | Presence of CLI in outgoing IAM indicator. CHAR(1): Y/N (Default = N). |
| HOP-COUNTER | Number of SS7 hops allowed. The hop counter field is the number of contiguous SS7 interchange circuits remaining before the call must be completed. If the call is not completed within the required number of circuits, the call is released. SMALLINT: 0, 10–20 (Default = 20). Note 0—Not supported |
| INBAND-INFO | Specifies whether to send a release, provide a tone, or provide an announcement if data is available in the call. CHAR(1): Y/N (Default = N). |
| LIMIT | Specifies the number of rows to display on the screen. Valid only for the show command. INTEGER: 1–100000000 (Default = 100000000). Note The actual maximum number of rows displayed is currently lower than 100000000 due to software limitations. |
| ORDER | Specifies whether to display data on the screen in a sorted order. Valid only for the show command. VARCHAR(1024): 1–1024 (Default = all rows are displayed). Permitted values are any valid token that can be shown for this command. Multiple tokens can be entered by separating with a comma. |
| OUTGOING-OVERLAP-MAX-DIGITS (Not supported) | Not supported in this release. Maximum number of overlap digits. SMALLINT: 0–24 (Default = 24). |
| OUTGOING-OVERLAP-MIN-DIGITS (Not supported) | Not supported in this release. Minimum number of overlap digits. SMALLINT: 0–24 (Default = 24). |

| | |
|--|---|
| OVERDECADIC-DIGIT-SUPP | Overdecadic digits support indicator. CHAR (1): Y/N (Default = N). |
| OVERLAP-SUPP | Overlap signaling for call origination support indicator. VARCHAR(16): 1–16 ASCII characters. Permitted values are: NONE (Default) OUTGOING INCOMING BOTH |
| PASS-UNREC-PARAM-WITH OUT-PCI (Release 4.5) | Specifies the handling of unrecognized parameters in ISUP messages without a corresponding PCI. CHAR(1): Y/N (Default = N). Y—if the Cisco BTS10200 Softswitch receives an ISUP message with an unrecognized parameter without a corresponding PCI, it passes on the parameter if the exchange type is B. The Cisco BTS 10200 Softswitch drops the parameter if the exchange type is A and sends a PCN back to the preceding switch (if PCN is supported in the protocol). N—if the Cisco BTS 10200 Softswitch receives a parameter without PCI, it sends a CFN to the sending exchange and drops the parameter (if CFN is supported in the protocol). |
| REDIR-MAX | Specifies the maximum number of redirections. SMALLINT: 1–10 numeric digits (Default = 5). |
| ROUTE-ID | Route ID to overwrite the ID received in RIN parameter in the IAM from the OCC side. INTEGER: 0–65355 (Default = 0). |
| SATELLITE-CIRCUIT (Not supported) | Not supported in this release. Satellite circuit indicator. CHAR(1): Y/N (Default = N). |
| START-ROW | Specifies to begin displaying data on the screen at a specific row. Valid only for the show command. INTEGER: 1–100000000 (Default = 1). |
| SUPPRESS-CLI-DIGITS | Suppresses the calling party number indicator. CHAR(1): Y/N (Default = N). |
| T1 | Timer if sending release (REL), awaiting RLC; shorter timer used for retransmission. SMALLINT: 4–15 seconds (Default = 4). |
| T2 | Suspend user message timer. SMALLINT: 0–180 seconds (Default = 180). |
| T4 (Release 4.5) | The interval in seconds between sending UPT messages when a UPU has been received. It stops when the BTS 10200 receives a UPA or any other ISUP Layer 4 message indicating that the UPU condition is over. SMALLINT: 5–15 (Default = 5). |

| | |
|-----|--|
| T5 | Release message repeat timer. SMALLINT: 300–900 seconds (Default = 300). |
| T6 | Suspend network message timer. SMALLINT: 2–120 seconds (Default = 120). |
| T8 | CCR in IAM timer. SMALLINT: 10–15 seconds (Default = 10). |
| T9 | Ring no answer timer. SMALLINT: 60–180 seconds (Default = 120). |
| T7 | Sent IAM, waiting for ACM/ANM/REL. SMALLINT: 20–30 seconds (Default = 30). |
| T12 | Timer when sending BLO or UBL, awaiting BLA or UBA; shorter timer used for retransmission. SMALLINT: 4–15 seconds (Default = 15). |
| T13 | Blocking message repeat timer. SMALLINT: 300–900 seconds (Default = 360). |
| T14 | Unblocking message timer. SMALLINT: 4–15 seconds (Default = 15). |
| T15 | Unblocking message repeat timer. SMALLINT: 300–900 seconds (Default = 300). |
| T16 | Reset circuit message timer. SMALLINT: 4–15 seconds (Default = 5). |
| T17 | Reset circuit message repeat timer. SMALLINT: 300–900 seconds (Default = 300). |
| T18 | Group blocking message timer. SMALLINT: 4–15 seconds (Default = 15). |
| T19 | Group blocking message repeat timer. SMALLINT: 300–900 seconds (Default = 300). |
| T20 | Group unblocking message timer. SMALLINT: 4–15 seconds (Default = 15). |
| T21 | Group unblocking message repeat timer. SMALLINT: 300–900 seconds (Default = 300). |
| T22 | Timer for when sending second GRS, awaiting GRA. SMALLINT: 4–15 seconds (Default = 15). |
| T23 | GRS message repeat timer. SMALLINT: 300–900 seconds (Default = 300). |
| T24 | Check tone message timer. SMALLINT: 0–2 seconds (Default = 2). |
| T25 | Initial COT failure message timer. SMALLINT: 1–10 seconds (Default = 2). |

| | |
|-----|---|
| T26 | Second or subsequent COT failure message timer. SMALLINT: 60–180 seconds (Default = 180). |
| T27 | CCR failure received message timer. SMALLINT: 180–240 seconds (Default = 240). |
| T28 | CQM message timer. SMALLINT: 0–15 seconds (Default = 10). |
| T33 | INR message timer. SMALLINT: 12–15 seconds (Default = 12). |
| T35 | Timer for the receipt of latest digit (<> stop digit) and before the minimum or fixed number of digits have been received. SMALLINT: 15–20 seconds (Default = 15). |
| T36 | Continuity request check message received. SMALLINT: 10–15 seconds (Default = 10). |
| T38 | Suspend message timer. SMALLINT: 0–180 seconds (Default = 130). |
| T39 | Identification request message timer. SMALLINT: 4–15 seconds (Default = 15). |

Signaling System 7 Q767 Trunk Group Profile

The Signaling System 7 Q767 Trunk Group Profile (ss7-q767-tg-profile) table holds common information regarding an SS7 Q767 trunk group. This table can be shared by multiple Q767 trunk groups.

Table Name: SS7-Q767-TG-PROFILE

Table Containment Area: Call Agent

Command Types Show, add, delete, and change

Examples

```
show ss7-q767-tg-profile id=q767-prof1;
add ss7-q767-tg-profile id=q767-prof1; cot-duration=21;
change ss7-q767-tg-profile id=q767-prof1; cot-duration=4;
delete ss7-q767-tg-profile id=q767-prof1
```

Usage Guidelines

Primary Key Token(s): id

Add Rules: id must not exist.

Change Rules: id must exist.

Delete Rules: id must exist; it must not be referenced by any trunk group table.

Syntax Description

| | |
|----------------------|--|
| * ID | Primary key. The SS7 Q767 trunk group profile ID. VARCHAR(16): 1–16 ASCII characters. |
| T17 | Reset circuit message repeat timer. SMALLINT: 300–900 seconds (Default = 300). |
| T39 | Identification Request message timer. SMALLINT: 4–15 seconds (Default = 15). |
| ALARM-CARRIER | Alarm Carrier. VARCHAR(16): 1–16 ASCII characters. Permitted values are: UNKNOWN (Default) SOFTWARE HARDWARE |
| AUTO-REFRESH | Specifies whether to display cached data on the screen. Valid only for the show command. CHAR(1): Y/N (Default = Y). Y—Queries the database for the most current data. N—Queries the database for the most current data only if the cached data is unavailable. |
| CHARGE-ORIG | Specifies the charge origin. The service provider specifies the value of charge origin. INT: 0–9999 (Default = 0). INTEGER: 0–9999 (Default = 20). (Release 4.5) |
| CLDPTY-CTRL-REL-SUPP | Enables called party controlled release support. CHAR(1): Y/N (Default = N). |
| CLI-DEFAULT-ALLOWED | Sets the presentation restricted field in the calling line identity (CLI). CHAR(1): Y/N (Default = N). Y—When set to Y and an incoming Q931 setup message has the presentation restricted indicator absent, then the presentation restricted indicator in the outgoing message (IAM or setup) is set to presentation allowed. N—When set to N and an incoming Q931 setup message has the presentation restricted indicator absent, then the presentation restricted indicator in the outgoing message (IAM or setup) is set to presentation restricted. |
| CLIP-ESS | Set to Y to force request of calling line identity if not automatically provided. CHAR(1): Y/N (Default = N). |

| | |
|--------------------------------|---|
| COL-DEFAULT-ALLOWED | <p>Sets the presentation restricted field in the connected line identity.</p> <p>CHAR(1): Y/N (Default = N).</p> <p>Y—When set to Y and an incoming Q931 setup message has the presentation restricted indicator absent, then the presentation restricted indicator in the outgoing message (IAM or setup) is set to presentation allowed.</p> <p>N—When set to N and an incoming Q931 setup message has the presentation restricted indicator absent, then the presentation restricted indicator in the outgoing message (IAM or setup) is set to presentation restricted.</p> |
| COT-DURATION | <p>Duration of continuity test.</p> <p>SMALLINT: 1–60 (Default = 1).</p> |
| COT-FREQ | <p>COT percentage.</p> <p>SMALLINT: 0–100 (Default = 7).</p> <p>Note Implementation is on a per trunk basis—not a per trunk group basis.</p> |
| COT-ORIG | <p>Continuity test indicator on originating (outgoing) SS7 calls.</p> <p>CHAR(1): Y/N (Default = Y).</p> |
| COT-TONE | <p>Continuity Tone.</p> <p>VARCHAR(8): Permitted values are:</p> <p>4W-TO-4W (Default)</p> <p>2W-TO-2W</p> <p>2W-TO-4W</p> <p>4W-TO-2W</p> |
| CPC-ESS | <p>Set to Y to force request of calling party category if the calling party number is not provided in the IAM and the calling party category is required to override the original calling party category received in the IAM.</p> <p>CHAR(1): Y/N (Default = N).</p> |
| DESCRIPTION | <p>Described by the service provider.</p> <p>VARCHAR(64): 1–64 ASCII characters.</p> |
| DISPLAY | <p>Specifies what token information to display on the screen. Valid only for the show command.</p> <p>VARCHAR(1024): 1–1024 (Default = all tokens are displayed). Permitted values are any valid token that can be shown for this command. Multiple tokens can be entered by separating with a comma.</p> |
| ECHO-SUPP-REQUIRED | <p>Echo suppression required indicator.</p> <p>CHAR(1): Y/N (Default = N).</p> |
| EXCHANGE-TYPE (Release 4.5) | <p>Specifies the signaling originating and destination local exchange type.</p> <p>CHAR(1): A, B. Permitted values are:</p> <p>A—An End-to-End exchange.</p> <p>B—An exchange that acts as a transit node.</p> <p>NULL (Default)—Uses the value specified in the Call Agent Configuration table.</p> |

| | |
|--|--|
| FORWARD-CLI-IN-IAM | Presence of CLI in outgoing IAM indicator. CHAR(1): Y/N (Default = N). |
| HOP-COUNTER | Number of SS7 hops allowed. SMALLINT: 0, 10–20 (Default = 20). Note 0 = Not supported. |
| INBAND-INFO | Specifies whether to send a release, provide a tone, or provide an announcement if data is available in the call. CHAR(1): Y/N (Default = N). |
| LIMIT | Specifies the number of rows to display on the screen. Valid only for the show command. INTEGER: 1–100000000 (Default = 100000000). Note The actual maximum number of rows displayed is currently lower than 100000000 due to software limitations. |
| ORDER | Specifies whether to display data on the screen in a sorted order. Valid only for the show command. VARCHAR(1024): 1–1024 (Default = all rows are displayed). Permitted values are any valid token that can be shown for this command. Multiple tokens can be entered by separating with a comma. |
| OUTGOING-OVERLAP-MAX-DIGITS | Maximum number of overlap digits. SMALLINT: 0–24 (Default = 24). |
| OUTGOING-OVERLAP-MIN-DIGITS (Not supported) | Minimum number of overlap digits. SMALLINT: 0–24 (Default = 0). |
| OVERDECADIC-DIGIT-SUPP | Overdecadic digits support indicator. CHAR (1): Y/N (Default = N). |
| OVERLAP-SUPP | Overlap signaling for call origination support indicator. VARCHAR(16): 1–16 ASCII characters. Permitted values are: NONE (Default) OUTGOING INCOMING BOTH |
| REDIR-MAX | Specifies the maximum number of redirections. SMALLINT: 1–10 (Default = 5). |
| ROUTE-ID | Route ID to overwrite the ID received in the RIN parameter in the IAM from the OCC side. INT: 0–65355 (Default = 0). |
| SATELLITE-CIRCUIT (Not supported) | Satellite circuit indicator. CHAR(1): Y/N (Default = N). |

| | |
|---------------------|---|
| START-ROW | Specifies to begin displaying data on the screen at a specific row. Valid only for the show command. INTEGER: 1–100000000 (Default = 1). |
| SUPPRESS-CLI-DIGITS | Suppresses the calling party number indicator. CHAR(1): Y/N (Default = N). |
| T1 | When sending REL (release), awaiting RLC; shorter timer used for retransmission. SMALLINT: 15–60 seconds (Default = 15). |
| T2 | Suspend user message timer. SMALLINT: 0–180 seconds (Default = 180). |
| T5 | Release message repeat timer. SMALLINT: 300–900 seconds (Default = 300). |
| T6 | Suspend network message timer. SMALLINT: 2–120 seconds (Default = 120). |
| T7 | Sent IAM, waiting for ACM/ANM/REL. SMALLINT: 20–30 seconds (Default=30). |
| T8 | CCR in IAM timer. SMALLINT: 10–15 seconds (Default = 10). |
| T9 | Ring no answer timer. SMALLINT: 60–180 seconds (Default = 120). |
| T12 | When sending BLO (Blocking) or UBL, awaiting BLA or UBA; shorter timer used for retransmission. SMALLINT: 15–60 seconds (Default = 15). |
| T13 | Blocking message repeat timer. SMALLINT: 300–900 seconds (Default = 360). |
| T14 | Unblocking message timer. SMALLINT: 4–15 seconds (Default = 15). |
| T15 | Unblocking message repeat timer. SMALLINT: 300–900 seconds (Default = 300). |
| T16 | Reset circuit message timer. SMALLINT: 4–15 seconds (Default = 5). |
| T18 | Group blocking message timer. SMALLINT: 4–15 seconds (Default = 15). |
| T19 | Group blocking message repeat timer. SMALLINT: 300–900 seconds (Default = 300). |
| T20 | Group unblocking message timer. SMALLINT: 4–15 seconds (Default = 15). |
| T21 | Group unblocking message repeat timer. SMALLINT: 300–900 seconds (Default = 300). |

| | |
|-----|--|
| T22 | When sending second GRS (circuit group reset), awaiting GRA. SMALLINT: 15–60 seconds (Default = 15). |
| T23 | GRS message repeat timer. SMALLINT: 300–900 seconds (Default = 300). |
| T24 | Check tone message timer. SMALLINT: 0–2 seconds (Default = 2). |
| T25 | Initial COT failure message timer. SMALLINT: 1–10 seconds (Default = 2). |
| T26 | Second or subsequent COT failure message timer. SMALLINT: 60–180 seconds (Default = 180). |
| T27 | CCR failure received message timer. SMALLINT: 180–240 seconds (Default = 240). |
| T28 | CQM message timer. SMALLINT: 0–15 seconds (Default = 10). |
| T33 | INR message timer. SMALLINT: 12–15 seconds (Default = 12). |
| T35 | At receipt of latest digit (<> STOP DIGIT) and before the minimum or fixed number of digits have been received. SMALLINT: 15–20 seconds (Default = 15). |
| T36 | Continuity Request Check message received timer. SMALLINT: 10–15 seconds (Default = 10). |
| T38 | Suspend message timer. SMALLINT: 0–120 seconds (Default = 120). |

Stream Control Transmission Protocol Association

The Stream Control Transmission Protocol (SCTP) Association (sctp-assoc) table identifies the association between local and remote signaling gateway platforms (SGPs).

Table Name: SCTP-ASSOC

Table Containment Area: Call Agent, FSPTC, FSAIN

Command Types

Show, add, change, and delete

Examples

```
show sctp-assoc id=sctpassoc1;
add sctp-assoc id=sctpassoc1; sgp-id=sg1;
change sctp-assoc id=sctpassoc1; sgp-id=sg2;
delete sctp-assoc id=sctpassoc1;
```

**Note**

See the section “[Stream Control Transmission Protocol Association Control and Status Commands](#)” in [Chapter 1, “Administration, Diagnostic, and Maintenance Commands](#)” for the SCTP status and control commands.

Usage Guidelines

Primary Key Token(s): id

Unique Index Token(s): remote-port, remote-tsap-addr1, remote-tsap-addr2

Foreign Key Token(s): sctp-assoc-profile-id, http-feature-server-id, sgp-id

Add Rules:

- The id cannot exist.
- The SGP-ID must exist.
- Provisioning multiple SCTP associations to the same SGP over the same port/tsap-address combination is not allowed. (Release 4.5)
- The DSCP token and IP-TOS-PRECEDENCE tokens in this table are interdependent (Obsolete in Release 4.5):
 - If DSCP is set to NONE (= 0, best effort), and IP-TOS-PRECEDENCE is set to ROUTINE (= 0), the system uses the TOS precedence value of 0.
 - If DSCP is set to NONE (= 0, best effort), and IP-TOS-PRECEDENCE is set to a value other than ROUTINE, the system uses the provisioned IP-TOS-PRECEDENCE value.
 - If IP-TOS-PRECEDENCE is set to ROUTINE (= 0), and DSCP is set to a value other than NONE, the system uses the provisioned DSCP value.

Change Rules:

- The id must exist. The SCTP association must be in OOS state when being modified.
- Id, platform-id, ulp, http-feature-server-id and status cannot be changed.
- The sgp-id cannot be changed.

Delete Rules: id cannot exist in any dependency table.

Other Rules:

- If a DNS name is used instead of specifying a discrete local IP address, validation is done to make sure that DNS name corresponds to an actual IP address.

Note This validation is not an EMS or CLI function. The validation is done by the application. That is, an invalid DNS (or IP) can be successfully provisioned for the http-feature-server, remote-tsap-addr1 and remote-tsap-addr2 tokens since validation does not occur at provisioning time. The validation is done when sctp-assoc functions are called by a user application.

- If a DNS name is used instead of specifying a discrete local IP address, validation is done to make sure that DNS name corresponds to an actual IP address.

Note This validation is not an EMS or CLI function. The validation is done by the application. That is, an invalid DNS (or IP) can be successfully provisioned for the http-feature-server, remote-tsap-addr1 and remote-tsap-addr2 tokens since validation does not occur at provisioning time. The validation is done when sctp-assoc functions are called by a user application.

- If the user chooses to enter IP addresses instead of host names for remote-tsap-addr1 and remote-tsap-addr2, they must be in valid IP address format.

- The remote-tsap-addr1 and remote-tsap-addr2 cannot be the same.
- If the DSCP is not N/A, ip-tos-precedence must be set to routine. If ip-tos-precedence is not routine, then the DSCP must be set to N/A.

Syntax Description

| | |
|-------------------------|--|
| * ID | Primary key. SCTP association id. VARCHAR(16): 1–16 ASCII characters. |
| * PLATFORM-ID | Specifies the platform id (must be a valid Call Agent or Feature Server ID). VARCHAR(8): 1–8 ASCII characters. |
| * REMOTE-PORT | Unique key. Specifies the remote port. SMALLINT: 1024–65535. Note REMOTE_TSAP_ADDR1 and REMOTE_PORT should be unique. |
| * REMOTE-TSAP-ADDR1 | Unique key. Specifies the first remote TSAP address. VARCHAR(64): 1–64 ASCII characters. |
| * SCTP-ASSOC-PROFILE-ID | Foreign key: SCTP Association Profile table. The SCTP association profile id. VARCHAR(16): 1–16 ASCII characters. |
| * ULP | Specifies the upper layer protocol. VARCHAR(16): 1–16 ASCII characters. Permitted values are: XUA (Default) HTTP |
| AUTO-REFRESH | Specifies whether to display cached data on the screen. Valid only for the show command. CHAR(1): Y/N (Default = Y). Y—Queries the database for the most current data. N—Queries the database for the most current data only if the cached data is unavailable. |
| DESCRIPTION | Described by the service provider. VARCHAR(64): 1–64 ASCII characters. |
| DISPLAY | Specifies what token information to display on the screen. Valid only for the show command. VARCHAR(1024): 1–1024 (Default = all tokens are displayed). Permitted values are any valid token that can be shown for this command. Multiple tokens can be entered by separating with a comma. |

| | |
|---|--|
| DSCP (Obsolete in Release 4.5. Use the Call Agent Configuration parameter SCTP-DSCP instead.) | <p>The differentiated services code point. This value is placed in the DSCP portion of the type of service field for outgoing SCTP datagrams.</p> <p>VARCHAR(16): 1–16 ASCII characters. Permitted values are:</p> <p>Note NONE, AFxx, and EF are as shown in the following list. DSCP values and service levels are provided here for information purposes only.</p> <p>NONE (Default)—DSCP = 0, Best effort</p> <p>AF11—DSCP = 10, Class 1 gold</p> <p>AF12—DSCP = 12, Class 1 silver</p> <p>AF13—DSCP = 14, Class 1 bronze</p> <p>AF21—DSCP = 18, Class 2 gold</p> <p>AF22—DSCP = 20, Class 2 silver</p> <p>AF23—DSCP = 22, Class 2 bronze</p> <p>AF31—DSCP = 26, Class 3 gold</p> <p>AF32—DSCP = 28, Class 3 silver</p> <p>AF33—DSCP = 30, Class 3 bronze</p> <p>AF41—DSCP = 34, Class 4 gold</p> <p>AF42—DSCP = 36, Class 4 silver</p> <p>AF43—DSCP = 38, Class 4 bronze</p> <p>EF—DSCP = 40, Express forwarding</p> |
| HTTP-FEATURE-SERVER-ID | <p>Mandatory if ulp=http. Foreign key: HTTP Feature Server table. The HTTP feature server id.</p> <p>VARCHAR(8): 1–8 ASCII characters. (Release 4.5)</p> |
| IP-TOS-PRECEDENCE (Obsolete in Release 4.5.) | <p>The Internet protocol precedence. This value is placed in the IP precedence portion of the type of service field for outgoing SCTP datagrams.</p> <p>VARCHAR(16): 1–16 ASCII characters. Permitted values are:</p> <p>FLASH (= 3, Default)</p> <p>ROUTINE (= 0)</p> <p>PRIORITY (= 1)</p> <p>IMMEDIATE (= 2)</p> <p>FLASHOVERRIDE (= 4)</p> <p>CRITICAL (= 5)</p> <p>INTERNETCONTROL (= 6)</p> <p>NETCONTROL (= 7)</p> |

| | |
|---------------------------|---|
| LIMIT | <p>Specifies the number of rows to display on the screen. Valid only for the show command.</p> <p>INTEGER: 1–100000000 (Default = 100000000).</p> <p>Note The actual maximum number of rows displayed is currently lower than 100000000 due to software limitations.</p> |
| LOCAL-RCVWIN | <p>Number of bytes to advertise for the local receive window.</p> <p>INTEGER: Range 1500–65535 bytes (Default = 3000).</p> |
| MAX-INIT-RETRANS | <p>Maximum number of times to retransmit an SCTP INIT message.</p> <p>SMALLINT: 1–5 (Default = 3).</p> |
| MAX-INIT-RTO | <p>Maximum initial timer retransmission value in milliseconds.</p> <p>SMALLINT: 500–3000 (Default = 500).</p> <p>SMALLINT: 1000–3000 (Default = 1000). (Release 4.5)</p> |
| ORDER | <p>Specifies whether to display data on the screen in a sorted order. Valid only for the show command.</p> <p>VARCHAR(1024): 1–1024 (Default = all rows are displayed). Permitted values are any valid token that can be shown for this command. Multiple tokens can be entered by separating with a comma.</p> |
| REMOTE-TSAP-ADDR2 | <p>Unique key. Specifies the second remote TSAP address.</p> <p>VARCHAR(64): 1–64 ASCII characters.</p> |
| SGP-ID | <p>Mandatory if ulp=xua. Foreign key: SGP table. Signaling Gateway Process ID.</p> <p>VARCHAR(16): 1–16 ASCII characters.</p> |
| START-ROW | <p>Specifies to begin displaying data on the screen at a specific row. Valid only for the show command.</p> <p>INTEGER: 1–100000000 (Default = 1).</p> |
| STATUS (System generated) | <p>Administrative status of the SCTP.</p> <p>VARCHAR(5): 1–5 ASCII characters. Permitted values are:</p> <p>OOS (Default)—Out-of-Service.</p> <p>INS—In-Service.</p> <p>OOS-PENDING—The request to put SGP in OOS state is pending.</p> |

Stream Control Transmission Protocol Association Profile

The Stream Control Transmission Protocol (SCTP) Association Profile (sctp-assoc-profile) table stores the configuration parameters that can be referenced by an SCTP association.

Table Name: SCTP-ASSOC-PROFILE

Table Containment Area: Call Agent

Command Types Show, add, change, and delete

Examples

```
show sctp-assoc-profile id=sctpassocprof1;
add sctp-assoc-profile id=sctpassocprof1;
change sctp-assoc-profile id=sctpassocprof1;
delete sctp-assoc-profile id=sctpassocprof1;
```

Usage Guidelines

Primary Key Token(s): id

Add Rules: ID cannot already exist.

Change Rules: ID must exist.

Delete Rules: ID must exist.

| | | |
|---------------------------|-------------------|--|
| Syntax Description | * ID | The SCTP association profile identifier. VARCHAR(16): 1–16 ASCII characters. |
| | BUNDLE-TIMEOUT | Maximum time, in milliseconds, that an SCTP waits for outgoing datagrams for bundling. INTEGER: 0–600 (Default = 0). |
| | DESCRIPTION | Described by the service provider. VARCHAR(64): 1–64 ASCII characters. |
| | HB-TIMEOUT | Time, in milliseconds, between heartbeats. The heartbeat will be this value plus the current retransmission timeout value. This token cannot be changed. INTEGER: 0–10000 (Default = 2000); 0 = Disabled. |
| | MAX-ASSOC-RETRANS | Maximum number of retransmissions over all destination addresses before the association is declared failed. SMALLINT: (Default = 4). Note This value cannot exceed max-path-retrans=x, where x is number of destinations. |
| | MAX-PATH-RETRANS | Maximum number of retransmissions to either remote TSAP address1 or TSAP address2 before the association is declared failed. This token cannot be changed. INTEGER: 2–6 (Default = 3). |
| | | |

| | |
|---------------|---|
| MAX-RTO | <p>Maximum value, in milliseconds, for the retransmission timer.</p> <p>INTEGER: 1000–10000 (Default = 3000).</p> <p>INTEGER: 1000–10000 (Default = 2000). (Release 4.5)</p> |
| MIN-RTO | <p>Minimum value, in milliseconds, configurable for the retransmission timer.</p> <p>INTEGER: 300–60000 (Default = 300).</p> |
| RETRIEVE-FLAG | <p>Indicates if the ULP wants to be able to retrieve datagrams after the association fails.</p> <p>CHAR(1): Y/N (Default = Y).</p> |
| SACK-TIMEOUT | <p>Maximum time, in milliseconds, after a datagram is received before an SCPT SACK is sent.</p> <p>INTEGER: 100–500 (Default = 200).</p> |
| AUTO-REFRESH | <p>Specifies whether to display cached data on the screen. Valid only for the show command.</p> <p>CHAR(1): Y/N (Default = Y).</p> <p>Y—Queries the database for the most current data.</p> <p>N—Queries the database for the most current data only if the cached data is unavailable.</p> |
| DISPLAY | <p>Specifies what token information to display on the screen. Valid only for the show command.</p> <p>VARCHAR(1024): 1–1024 (Default = all tokens are displayed). Permitted values are any valid token that can be shown for this command. Multiple tokens can be entered by separating with a comma.</p> |
| LIMIT | <p>Specifies the number of rows to display on the screen. Valid only for the show command.</p> <p>INTEGER: 1–100000000 (Default = 100000000).</p> <p>Note The actual maximum number of rows displayed is currently lower than 100000000 due to software limitations.</p> |
| ORDER | <p>Specifies whether to display data on the screen in a sorted order. Valid only for the show command.</p> <p>VARCHAR(1024): 1–1024 (Default = all rows are displayed). Permitted values are any valid token that can be shown for this command. Multiple tokens can be entered by separating with a comma.</p> |
| START-ROW | <p>Specifies to begin displaying data on the screen at a specific row. Valid only for the show command.</p> <p>INTEGER: 1–100000000 (Default = 1).</p> |

Subsystem

The Subsystem (subsystem) table holds the information for all the subsystems using signaling connection control part (SCCP). The Subsystem table also defines all local and remote SSNs at the OPC level. Because the Cisco BTS 10200 Softswitch supports multiple origination point codes (OPCs), the combined OPC-ID and SSN-ID is used as a primary key to determine subsystem information.

Table Name: SUBSYSTEM

Table Containment Area: FSPTC, FSAIN

Command Types

Show, add, and delete

Examples

```
show subsystem id=SSN1;
add subsystem id=SSN1;opc-id=dallas-pc; local-ssn=251; remote-ssn=251; sccp-nw-id=1;
tcap-version=ANS92; application-version=AIN01
delete subsystem id=SSN1; opc-id=dallas-pc;
```



Note

See the section [“Subsystem Group Status and Control Commands \(Release 4.5\)”](#) in [Chapter 1, “Administration, Diagnostic, and Maintenance Commands”](#) for the status and control commands.

Usage Guidelines

Primary Key Token(s): id, opc-id

Foreign Key Token(s): id, sccp-nw-id, opc-id

Unique Key Token(s): opc-id plus the local-ssn

Add Rules: Id must exist in the Subsystem Profile table.

Change Rules: Change for all fields (except description) is allowed only if status=OOS.

Delete Rules: The id of the subsystem cannot exist in any dependency table.

Syntax Description

| | |
|--------------|---|
| * ID | Primary key. Foreign key: Subsystem Group table. Subsystem ID. VARCHAR(16): 1–16 ASCII characters. |
| * OPC-ID | Primary key. Unique key with local-ssn. Foreign key: OPC table. OPC ID from the OPC table. VARCHAR(16): 1–16 ASCII characters. |
| * LOCAL-SSN | Unique key with opc-id. Local subsystem number. SMALLINT: 1–255. |
| * REMOTE-SSN | Remote subsystem number. SMALLINT: 1–255. |
| * SCCP-NW-ID | Foreign key: SCCP-NW table. SCCP network ID. SMALL INT: 1–255. |

| | |
|--|---|
| * TCAP-VERSION (Obsolete in Release 4.5) | <p>Specifies the Transaction Capability Application Part (TCAP) version to use.</p> <p>VARCHAR(8): 1–8 ASCII characters. Permitted values are:</p> <p>ANS88</p> <p>ANS92</p> <p>ANS96</p> <p>ITU88</p> <p>ITU92</p> <p>ITU96</p> <p>CHINA</p> <p>ETSI96</p> |
| * APPLICATION-VERSION | <p>Specifies the TCAP protocol version to use in the query message.</p> <p>VARCHAR(16): 1–16 ASCII characters. Permitted values are:</p> <p>AIN02 (Not used)</p> <p>QWEST-AIN02 (Not used)</p> <p>AIN01</p> <p>IN1</p> <p>ETSI-INAP (Not used)</p> <p>ITU-INAP (Not used)</p> |
| AUTO-REFRESH | <p>Specifies whether to display cached data on the screen. Valid only for the show command.</p> <p>CHAR(1): Y/N (Default = Y).</p> <p>Y—Queries the database for the most current data.</p> <p>N—Queries the database for the most current data only if the cached data is unavailable.</p> |
| DISPLAY | <p>Specifies what token information to display on the screen. Valid only for the show command.</p> <p>VARCHAR(1024): 1–1024 (Default = all tokens are displayed). Permitted values are any valid token that can be shown for this command. Multiple tokens can be entered by separating with a comma.</p> |
| LIMIT | <p>Specifies the number of rows to display on the screen. Valid only for the show command.</p> <p>INTEGER: 1–100000000 (Default = 100000000).</p> <p>Note The actual maximum number of rows displayed is currently lower than 100000000 due to software limitations.</p> |
| OPER-STATUS (DBM only) | <p>Operating status of the subsystem.</p> <p>VARCHAR(16): 1–16 ASCII characters. Permitted values are:</p> <p>SSA—Subsystem allowed.</p> <p>SSP—Subsystem prohibited.</p> |

| | |
|--------------|---|
| ORDER | <p>Specifies whether to display data on the screen in a sorted order. Valid only for the show command.</p> <p>VARCHAR(1024): 1–1024 (Default = all rows are displayed). Permitted values are any valid token that can be shown for this command. Multiple tokens can be entered by separating with a comma.</p> |
| SCCP-VERSION | <p>Specifies the SCCP version to use.</p> <p>VARCHAR(5): 1–5 ASCII characters (Default = ANS92). Permitted values are:</p> <p>ANS88</p> <p>ANS92 (Default)</p> <p>ITU88 (Not supported)</p> <p>ITU92 (Not supported)</p> <p>ITU96 (Not supported)</p> <p>CHINA (Not supported)</p> |
| START-ROW | <p>Specifies to begin displaying data on the screen at a specific row. Valid only for the show command.</p> <p>INTEGER: 1–100000000 (Default = 1).</p> |
| STATUS | <p>Administrative status of the subsystem.</p> <p>VARCHAR(3): 1–3 ASCII characters. Permitted values are:</p> <p>UIS—User in service.</p> <p>UOS (Default)—User out of service.</p> <p>VIA—Via control command.</p> <p>Note The value VIA can only be changed using the control command.</p> |

Subsystem Group (Release 4.5)

The Subsystem Group (subsystem-grp) table defines all the valid subsystem group ids at a global (Cisco BTS 10200 Softswitch) level. A subsystem group id must be created in this table before entries can be added to the Subsystem table.

Table Name: SUBSYSTEM-GRP

Table Containment Area: FSPTC, FSAIN

Command Types Show, add, change, and delete

Examples

```
show subsystem-grp id=LNP-SSN;
add subsystem-grp id=LNP-SSN; platform-id=FSAIN123; tcap-version=ITU92;
change subsystem-grp id=LNP-SSN; platform-id=FSAIN321;tcap-version=ITU96;
delete subsystem-grp id=LNP-SSN; tcap-version=ITU962;
```

Usage Guidelines

Primary Key Token(s): id

Foreign Key Token(s): platform-id

Add Rules: Id cannot exist.

Change Rules: None.

Delete Rules: The id of the subsystem cannot exist in any dependency table.

| | | |
|---------------------------|----------------|--|
| Syntax Description | * ID | Primary key. Subsystem group ID. VARCHAR(16): 1–16 ASCII characters. |
| | * PLATFORM-ID | Foreign key: Feature Server table. Platform ID (must be a valid Call Agent or Feature Server ID). VARCHAR(16): 1–16 ASCII characters. |
| | * TCAP-VERSION | Specifies the Transaction Capability Application Part (TCAP) version to use. VARCHAR(8): 1–8 ASCII characters. Permitted values are: ANS88 ANS92 ANS96 ITU88 ITU92 ITU96 CHINA ETSI96 |
| | | |

| | |
|--------------|---|
| AUTO-REFRESH | <p>Specifies whether to display cached data on the screen. Valid only for the show command.</p> <p>CHAR(1): Y/N (Default = Y).</p> <p>Y—Queries the database for the most current data.</p> <p>N—Queries the database for the most current data only if the cached data is unavailable.</p> |
| DESCRIPTION | <p>Described by the service provider.</p> <p>VARCHAR(64): 1–64 ASCII characters.</p> |
| DISPLAY | <p>Specifies what token information to display on the screen. Valid only for the show command.</p> <p>VARCHAR(1024): 1–1024 (Default = all tokens are displayed). Permitted values are any valid token that can be shown for this command. Multiple tokens can be entered by separating with a comma.</p> |
| LIMIT | <p>Specifies the number of rows to display on the screen. Valid only for the show command.</p> <p>INTEGER: 1–100000000 (Default = 100000000).</p> <p>Note The actual maximum number of rows displayed is currently lower than 100000000 due to software limitations.</p> |
| OPER-STATUS | <p>The operating status.</p> <p>VARCHAR(16): 1–16 ASCII characters. Permitted values are:</p> <p>SSA—Subsystem Allowed</p> <p>SSP—Subsystem Prohibited</p> |
| ORDER | <p>Specifies whether to display data on the screen in a sorted order. Valid only for the show command.</p> <p>VARCHAR(1024): 1–1024 (Default = all rows are displayed). Permitted values are any valid token that can be shown for this command. Multiple tokens can be entered by separating with a comma.</p> |
| START-ROW | <p>Specifies to begin displaying data on the screen at a specific row. Valid only for the show command.</p> <p>INTEGER: 1–100000000 (Default = 1).</p> |
| STATUS | <p>Administrative status of the subsystem group.</p> <p>VARCHAR(3): 1–3 ASCII characters. Permitted values are:</p> <p>UIS—User in service.</p> <p>UOS (Default)—User out of service.</p> <p>VIA—Via control command.</p> <p>Note The value VIA can only be changed using the control command.</p> |

Subsystem Profile (Obsolete in Release 4.5)

The Subsystem Profile (subsystem-profile) table defines the valid SSN-IDs at a global (Cisco BTS 10200 Softswitch) level for multiple origination point code (OPC) support. A subsystem profile id must be created in this table before entries can be added to the Subsystem table.

Table Name: SUBSYSTEM-PROFILE

Table Containment Area: FSPTC, FSAIN

Command Types Show, add, change, and delete

Examples

```
show subsystem-profile id=LNP-SSN;
add subsystem-profile id=LNP-SSN; platform-id=FSAIN123;
change subsystem-profile id=LNP-SSN; platform-id=FSAIN321;
delete subsystem-profile id=LNP-SSN;
```

Usage Guidelines

Primary Key Token(s): id

Foreign Key Token(s): platform-id

Add Rules: Id cannot exist.

Change Rules: Only the description token can be changed.

Delete Rules: The id of the subsystem cannot exist in any dependency table.

| | | |
|---------------------------|---------------|--|
| Syntax Description | * ID | Primary key. Subsystem profile ID. VARCHAR(16): 1–16 ASCII characters. |
| | * PLATFORM-ID | Foreign key: Feature Server table. Platform ID (must be a valid Call Agent or Feature Server ID). VARCHAR(16): 1–16 ASCII characters. |
| | DESCRIPTION | Described by the service provider. VARCHAR(64): 1–64 ASCII characters. |
| | | |

User Part Variant

The User Part Variant (user-part-variant) table defines the ISUP variants. It is a two-part table. The User Part Variant Base table defines all the supported variants and the values of the optional parameters. When a variant is added, the values of the optional parameters are populated from the User Part Variant Base table.

Table Name: USER-PART-VARIANT

Table Containment Area: Call Agent

Command Types

Show, add, and delete

Examples

```
show user-part-variant id=Q761-CHINA
add user-part-variant id=ANSISS7-GR317;
delete user-part-variant id=ANSISS7-GR317;
```

Usage Guidelines

Primary Key: id

Add Rules: Id cannot exist.

Delete Rules: Id cannot exist in any dependency table.

Syntax Description

| | |
|------|--|
| * ID | <p>Primary key. The variant id in the format: <protocol family>-<variant-name>. The Message Definition Language (MDL) uses this id as part of the message definition object (MDO) filename.</p> <p>VARCHAR(32): 1–32 ASCII characters. Permitted values are:</p> <p>ANSISS7-GR317</p> <p>Q761-BASE</p> <p>Q761-CHINA</p> <p>Q761-STANDARD (Release 4.4.1)</p> <p>Q761-ETSIV2-POLAND (Release 4.5.1)</p> <p>Q761-ETSIV3-FRENCH (Release 4.5.1)</p> <p>Q761-ETSIV3 (Base ETSI v3 variant) (Release 4.5)</p> <p>Q761-ETSIV3-HUNGARY (Hungarian variant) (Release 4.5)</p> <p>Q761-STANDARD97 (Q.761 base variant—97 version) (Release 4.5)</p> <p>Q767-BASE-Q7674.1</p> <p>Q767-MEXICO-Q7674.1 (Release 4.5.1)</p> <p>Q767-COLOMBIA (Q.767 variant) (Release 4.5.1)</p> |
|------|--|

| | |
|--|---|
| AUTO-REFRESH | <p>Specifies whether to display cached data on the screen. Valid only for the show command.</p> <p>CHAR(1): Y/N (Default = Y).</p> <p>Y—Queries the database for the most current data.</p> <p>N—Queries the database for the most current data only if the cached data is unavailable.</p> |
| DISPLAY | <p>Specifies what token information to display on the screen. Valid only for the show command.</p> <p>VARCHAR(1024): 1–1024 (Default = all tokens are displayed). Permitted values are any valid token that can be shown for this command. Multiple tokens can be entered by separating with a comma.</p> |
| LIMIT | <p>Specifies the number of rows to display on the screen. Valid only for the show command.</p> <p>INTEGER: 1–100000000 (Default = 100000000).</p> <p>Note The actual maximum number of rows displayed is currently lower than 100000000 due to software limitations.</p> |
| MAX-BLOCK-MASTER-RANGE (Not provisionable—provisioned in the User Part Variant Base table) | <p>Maximum number of masters (or individuals) calls in a block at one time.</p> <p>INTEGER: 1–32767 (Default = 1).</p> |
| MAX-BLOCK-SLAVE-RANGE (Not provisionable—provisioned in the User Part Variant Base table) | <p>Maximum number of slave calls in a block at one time.</p> <p>INTEGER: 1–32767</p> <p>Default = 23 (ANSISS7_GR317).</p> <p>Default = 30 (Q761-ETSIV2-ISRAEL) (Not supported)</p> <p>Default = 31 (Q761-ARGENTINA)</p> <p>Default = 31 (Q761-ARGENTINA-C2)</p> <p>Default = 31 (Q761-AUSTRALIAN) (Not supported)</p> <p>Default = 31 (Q761-CHILE) (Not supported)</p> <p>Default = 31 (Q761-CHINA)</p> <p>Default = 31 (Q761-ETSIV2)</p> <p>Default = 31 (Q761-ETSIV3)</p> <p>Default = 31 (Q761-ETSIV3-HUNGARY)</p> <p>Default = 31 (Q761-HONGKONG)</p> <p>Default = 31 (Q761-STANDARD)</p> <p>Default = 31 (Q761-STANDARD97)</p> <p>Default = 31 (Q761-THAILAND)</p> <p>Default = 31 (Q767-BRAZIL)</p> <p>Default = 31 (Q767-MEXICO)</p> <p>Default = 31 (Q767-STANDARD)</p> |

| | |
|--|---|
| MAX-PARALLEL-JOBS (Not provisionable—provisioned in the User Part Variant Base table) | <p>Number of parallel channel management jobs that can be signaled by subsequent passes through the channel management queue.</p> <p>INTEGER: 1–32767 (Default = 10).</p> |
| MAX-RESET-MASTER-RANGE (Not provisionable—provisioned in the User Part Variant Base table) | <p>Maximum number of masters (or individuals) calls in reset at one time.</p> <p>INTEGER: 1–32767 (Default = 1).</p> |
| MAX-RESET-SLAVE-RANGE (Not provisionable—provisioned in the User Part Variant Base table) | <p>Maximum number of slave calls in reset at one time.</p> <p>INTEGER: 1–32767</p> <p>Default = 23 (ANSISS7_GR317).</p> <p>Default = 30 (Q761-ETSIV2-ISRAEL) (Not supported)</p> <p>Default = 31 (Q761-ARGENTINA)</p> <p>Default = 31 (Q761-ARGENTINA-C2)</p> <p>Default = 31 (Q761-AUSTRALIAN) (Not supported)</p> <p>Default = 31 (Q761-CHILE) (Not supported)</p> <p>Default = 31 (Q761-CHINA)</p> <p>Default = 31 (Q761-ETSIV2)</p> <p>Default = 31 (Q761-ETSIV3)</p> <p>Default = 31 (Q761-ETSIV3-HUNGARY)</p> <p>Default = 31 (Q761-HONGKONG)</p> <p>Default = 31 (Q761-STANDARD)</p> <p>Default = 31 (Q761-STANDARD97)</p> <p>Default = 31 (Q761-THAILAND)</p> <p>Default = 31 (Q767-BRAZIL)</p> <p>Default = 31 (Q767-MEXICO)</p> <p>Default = 31 (Q767-STANDARD)</p> |
| ORDER | <p>Specifies whether to display data on the screen in a sorted order. Valid only for the show command.</p> <p>VARCHAR(1024): 1–1024 (Default = all rows are displayed). Permitted values are any valid token that can be shown for this command. Multiple tokens can be entered by separating with a comma.</p> |
| PROTO-FAM (Not provisionable—provisioned in the User Part Variant Base table) | <p>The protocol family.</p> <p>VARCHAR(16): 1–16 ASCII characters. Permitted values are:</p> <p>SS7-ANSI (Default)</p> <p>SS7-Q761</p> <p>SS7-Q767 (Q7674.1)</p> |

| | |
|---|---|
| RESET-SUPPORTED (Not provisionable— provisioned in the User Part Variant Base table) | Specifies whether the protocol supports sending or receiving reset messages to the line. It determines if a reset event can be signaled to the protocol. CHAR(1): Y/N (Default = Y). |
| START-ROW | Specifies to begin displaying data on the screen at a specific row. Valid only for the show command. INTEGER: 1–100000000 (Default = 1). |

User Part Variant Base

The User Part Variant Base (user-part-variant-base) table contains all the supported ISUP variants and the token values associated with each variant. This table is used by the Element Management System (EMS) to populate the token values in the User Part Variant table. Each ISUP variant defines the protocol and procedures used to set up, manage, and release trunk circuits carrying voice and data calls over a public switched telephone network (PSTN). ISUP is used for both ISDN and non-ISDN calls. Calls that originate and terminate on the same switch do not use ISUP signaling.

Table Name: USER-PART-VARIANT-BASE

Table Containment Area: EMS

Command Types

Show

Examples

```
show user-part-variant-base id=Q761-CHINA
```

Usage Guidelines

Primary Key: id

Syntax Description

| | |
|------|--|
| * ID | <p>Primary key. The variant id in the format: <protocolfamily>-<variant-name>. MDL uses this id as part of the MDO filename.</p> <p>VARCHAR(32): 1–32 ASCII characters. Permitted values are:</p> <p>ANSISS7-GR317</p> <p>Q761-BASE</p> <p>Q761-CHINA</p> <p>Q767-BASE—Q7674.1</p> <p>Q767-MEXICO—Q7674.1</p> <p>Q761-ETSIV2-ISRAEL (Release 4.4.0) (Not supported)</p> <p>Q761-AUSTRALIAN (Release 4.4.0) (Not supported)</p> |
|------|--|

| | |
|------------------------|---|
| AUTO-REFRESH | <p>Specifies whether to display cached data on the screen. Valid only for the show command.</p> <p>CHAR(1): Y/N (Default = Y).</p> <p>Y—Queries the database for the most current data.</p> <p>N—Queries the database for the most current data only if the cached data is unavailable.</p> |
| DISPLAY | <p>Specifies what token information to display on the screen. Valid only for the show command.</p> <p>VARCHAR(1024): 1–1024 (Default = all tokens are displayed). Permitted values are any valid token that can be shown for this command. Multiple tokens can be entered by separating with a comma.</p> |
| LIMIT | <p>Specifies the number of rows to display on the screen. Valid only for the show command.</p> <p>INTEGER: 1–100000000 (Default = 100000000).</p> <p>Note The actual maximum number of rows displayed is currently lower than 100000000 due to software limitations.</p> |
| MAX-BLOCK-MASTER-RANGE | <p>Maximum number of masters (or individuals) calls in a block at one time.</p> <p>INTEGER: 1–32767 (Default = 1).</p> |
| MAX-BLOCK-SLAVE-RANGE | <p>Maximum number of slave calls in a block at one time.</p> <p>INTEGER: 1–32767</p> <p>Default = 23 (ANSISS7_GR317).</p> <p>Default = 30 (Q761-ETSIV2-ISRAEL) (Not supported)</p> <p>Default = 31 (Q761-ARGENTINA)</p> <p>Default = 31 (Q761-ARGENTINA-C2)</p> <p>Default = 31 (Q761-AUSTRALIAN) (Not supported)</p> <p>Default = 31 (Q761-CHILE) (Not supported)</p> <p>Default = 31 (Q761-CHINA)</p> <p>Default = 31 (Q761-ETSIV2)</p> <p>Default = 31 (Q761-ETSIV3)</p> <p>Default = 31 (Q761-ETSIV3-HUNGARY)</p> <p>Default = 31 (Q761-HONGKONG)</p> <p>Default = 31 (Q761-STANDARD)</p> <p>Default = 31 (Q761-STANDARD97)</p> <p>Default = 31 (Q761-THAILAND)</p> <p>Default = 31 (Q767-BRAZIL)</p> <p>Default = 31 (Q767-MEXICO)</p> <p>Default = 31 (Q767-STANDARD)</p> |
| MAX-PARALLEL-JOBS | <p>Number of parallel channel management jobs that can be signaled by subsequent passes through the channel management queue.</p> <p>INTEGER: 1–32767 (Default = 10).</p> |

| | |
|------------------------|--|
| MAX-RESET-MASTER-RANGE | Maximum number of masters (or individuals) calls in reset at one time. INTEGER: 1–32767 (Default = 1). |
| MAX-RESET-SLAVE-RANGE | Maximum number of slave calls in reset at one time. INTEGER: 1–32767 Default = 23 (ANSISS7_GR317). Default = 30 (Q761-ETSIV2-ISRAEL) (Not supported) Default = 31 (Q761-ARGENTINA) Default = 31 (Q761-ARGENTINA-C2) Default = 31 (Q761-AUSTRALIAN) (Not supported) Default = 31 (Q761-CHILE) (Not supported) Default = 31 (Q761-CHINA) Default = 31 (Q761-ETSIV2) Default = 31 (Q761-ETSIV3) Default = 31 (Q761-ETSIV3-HUNGARY) Default = 31 (Q761-HONGKONG) Default = 31 (Q761-STANDARD) Default = 31 (Q761-STANDARD97) Default = 31 (Q761-THAILAND) Default = 31 (Q767-BRAZIL) Default = 31 (Q767-MEXICO) Default = 31 (Q767-STANDARD) |
| ORDER | Specifies whether to display data on the screen in a sorted order. Valid only for the show command. VARCHAR(1024): 1–1024 (Default = all rows are displayed). Permitted values are any valid token that can be shown for this command. Multiple tokens can be entered by separating with a comma. |
| PROTO-FAM | The protocol family. VARCHAR(16): 1–16 ASCII characters. Permitted values are: SS7-ANSI (Default) SS7-Q761 SS7-Q767 (Q7674.1) |
| RESET-SUPPORTED | Specifies whether the protocol supports sending or receiving reset messages to the line. It determines if a reset event can be signaled to the protocol. CHAR(1): Y/N (Default = Y). |
| START-ROW | Specifies to begin displaying data on the screen at a specific row. Valid only for the show command. INTEGER: 1–100000000 (Default = 1). |



CHAPTER 5

Subscriber Provisioning

Revised: July 24, 2009, OL-3743-42

This chapter describes the Call Agent Subscriber Provisioning commands and their associated tables.



Note

In this chapter, an asterisk preceding a token name means the token is mandatory. A token without an asterisk is optional.



Note

If a subscriber is a plain old telephone service (POTS) subscriber, then the Vertical Services table must be provisioned, or star code features will not work. POTS refers to the basic service supplying standard single line telephones, telephone lines, and access to the public switched telephone network (PSTN). There are no added features such as call waiting or call forwarding; POTS consists of just receiving and placing calls. All POTS lines work on loop start signaling.



Note

Call Forwarding No Answer (CFNA) limitation for inbound calls—If a call originates on a phone connected to a Cisco CallManager (CCM) toward a directory number (DN) subscribed to the Cisco BTS 10200 Softswitch, the Cisco BTS 10200 Softswitch cannot forward that call over an H.323 network to a third party using the CFNA feature. The Cisco BTS 10200 Softswitch can forward a CCM-originated call over a SIP or MGCP-based network to a third party using CFNA.

Address of Record to Subscriber


The Address of Record (AOR) to Subscriber (aor2sub) table is automatically provisioned when a subscriber is created. If a URL-based AOR is required, it can be manually provisioned using this table. This table is used for provisioning Session Initiation Protocol (SIP) telephones as subscribers.

Table Name: AOR2SUB
Table Containment Area: CA, EMS

Command Types
Show, add, change, and delete
Show, change (Release 4.5)

Examples 4.x

```
show aor2sub aor-id=joe@cisco.com;  
add aor2sub aor-id=joe@cisco.com; sub-id=sub1; (Obsolete in Release 4.5)  
change aor2sub aor-id=joe@cisco.com; sub-is=sub2;  
change aor2sub status=INS; aor-id=4167940001@sia-SYS21CA146.ipclab.cisco.com;
```

 **Note** In Release 4.5, the change command is used to control an aor2sub status. The control command is not supported.

```
delete aor2sub aor-id=joe@cisco.com; (Obsolete in Release 4.5)
```

Examples 4.5

```
show aor2sub aor-id=joe@cisco.com;  
change aor2sub aor-id=joe@cisco.com; status=INS;
```

Usage Guidelines

Primary Key Token(s): aor-id
Foreign Key Token(s): sub-id
Unique Key Token(s): secure-fqdn (Release 4.5)
Unique Key Token(s): aor-id (Release 4.5.1)
Add Rules: None
Delete Rules: aor-id can only be deleted if status=OOS

| | | |
|--------------------|--------------|--|
| Syntax Description | * AOR-ID | Primary key. The AOR ID for the subscriber. VARCHAR(64): 1–64 ASCII characters. |
| | AUTO-REFRESH | Specifies whether to display cached data on the screen. Valid only for the show command. CHAR(1): Y/N (Default = Y). Y—Queries the database for the most current data. N—Queries the database for the most current data only if the cached data is unavailable. |

| | |
|---------------------------|---|
| DISPLAY | <p>Specifies what token information to display on the screen. Valid only for the show command.</p> <p>VARCHAR(1024): 1–1024 (Default = all tokens are displayed). Permitted values are any valid token that can be shown for this command. Multiple tokens can be entered by separating with a comma.</p> |
| LIMIT | <p>Specifies the number of rows to display on the screen. Valid only for the show command.</p> <p>INTEGER: 1–100000000 (Default = 100000000).</p> <p>Note The actual maximum number of rows displayed is currently lower than 100000000 due to software limitations.</p> |
| ORDER | <p>Specifies whether to display data on the screen in a sorted order. Valid only for the show command.</p> <p>VARCHAR(1024): 1–1024 (Default = all rows are displayed). Permitted values are any valid token that can be shown for this command. Multiple tokens can be entered by separating with a comma.</p> |
| SECURE-FQDN (Release 4.5) | <p>Unique key. Specifies the secure-fqdn assigned to the AOR. Use a secure-fqdn to resolve an IP address and compare it with the IP address received from an endpoint during registration or during call setup (INVITE).</p> <p>VARCHAR(64): 1–64 ASCII characters.</p> <p>Note A static contact cannot be specified for a SECURE-FQDN subscriber. Any existing static contact record for an AOR must be deleted before the subscriber can be made a SECURE-FQDN SIP endpoint.</p> |
| START-ROW | <p>Specifies to begin displaying data on the screen at a specific row. Valid only for the show command.</p> <p>INTEGER: 1–100000000 (Default = 1).</p> |
| STATUS (System generated) | <p>Status of the AOR.</p> <p>VARCHAR(16): 1–16 ASCII characters.</p> <p>INS—The AOR is in service.</p> <p>OOS—(Default) The AOR is out of service.</p> <p>Note This field is not provisionable. Use the status or control commands to change AOR status to INS or OOS. In Release 4.5, use the change command instead of the control command.</p> |
| SUB-ID | <p>Foreign key: Subscriber table. Subscriber ID.</p> <p>VARCHAR(30): 1–30 ASCII characters.</p> |

Authorization Code

The Authorization Code (auth-code) table defines the authorization codes used within the Feature Server. Authorization code groups allow multiple authorization codes to be shared by multiple users. One user can also have multiple authorization codes.

Table Name: AUTH-CODE

Table Containment Area: FSPTC

Command Types

Show, add, change, and delete

Examples

```
show auth-code id=210; auth-code-grp-id=cisco;
add auth-code id=210; auth-code-grp-id=cisco;
change auth-code id=210; auth-code-grp-id=cisco; active=n;
delete auth-code id=210;
```

Usage Guidelines

Primary Key Token(s): auth-code-grp-id, id

Foreign Key Token(s): auth-code-grp-id, cos-restrict-id

Add Rules: None.

Change Rules: None.

Delete Rules: None.

Syntax Description

| | |
|--------------------|--|
| * ID | Primary key. Dialed authorization code. VARCHAR(23): 1–23 numeric characters. |
| * AUTH-CODE-GRP-ID | Primary key. Foreign key: Authorization Code Group table. Authorization code group ID. VARCHAR(16): 1–16 ASCII characters. |
| ACTIVE | Indicates status of the authorization code. CHAR(1): Y/N (Default = Y). Y—Status is active. N—Status is blocked. |
| AUTO-REFRESH | Specifies whether to display cached data on the screen. Valid only for the show command. CHAR(1): Y/N (Default = Y). Y—Queries the database for the most current data. N—Queries the database for the most current data only if the cached data is unavailable. |
| COS-RESTRICT-ID | Foreign key: COS Restrict table. Class of service restriction ID from the COS Restrict table. VARCHAR(16): 1–16 ASCII characters. |

| | |
|-----------|---|
| DISPLAY | <p>Specifies what token information to display on the screen. Valid only for the show command.</p> <p>VARCHAR(1024): 1–1024 (Default = all tokens are displayed). Permitted values are any valid token that can be shown for this command. Multiple tokens can be entered by separating with a comma.</p> |
| LIMIT | <p>Specifies the number of rows to display on the screen. Valid only for the show command.</p> <p>INTEGER: 1–100000000 (Default = 100000000).</p> <p>Note The actual maximum number of rows displayed is currently lower than 100000000 due to software limitations.</p> |
| ORDER | <p>Specifies whether to display data on the screen in a sorted order. Valid only for the show command.</p> <p>VARCHAR(1024): 1–1024 (Default = all rows are displayed). Permitted values are any valid token that can be shown for this command. Multiple tokens can be entered by separating with a comma.</p> |
| START-ROW | <p>Specifies to begin displaying data on the screen at a specific row. Valid only for the show command.</p> <p>INTEGER: 1–100000000 (Default = 1).</p> |

Authorization Code Group

The Authorization Code Group (auth-code-grp) table defines valid authorization code groups. It is only required in the Element Management System (EMS).

Table Name: AUTH-CODE-GRP (EMS only)

Table Containment Area: Tandem Feature Server

Command Types

Show, add, change, and delete

Examples

```
show auth-code-grp id=cisco;
add auth-code-grp id=cisco; description=cisco sales;
change auth-code-grp id=cisco; description=cisco accounting;
delete auth-code-grp id=cisco;
```

Usage Guidelines

Primary Key Token(s): id

Add Rules: None.

Change Rules: None.

Delete Rules: None.

Syntax Description

| | |
|---------------------------------|--|
| * ID | Primary key. Authorization code group ID. VARCHAR(16): 1–16 ASCII characters. |
| AUTO-REFRESH | Specifies whether to display cached data on the screen. Valid only for the show command. CHAR(1): Y/N (Default = Y). Y—Queries the database for the most current data. N—Queries the database for the most current data only if the cached data is unavailable. |
| DESCRIPTION (EMS-only field) | Described by the service provider. VARCHAR(64): 1–64 ASCII characters. |
| DISPLAY | Specifies what token information to display on the screen. Valid only for the show command. VARCHAR(1024): 1–1024 (Default = all tokens are displayed). Permitted values are any valid token that can be shown for this command. Multiple tokens can be entered by separating with a comma. |
| LIMIT | Specifies the number of rows to display on the screen. Valid only for the show command. INTEGER: 1–100000000 (Default = 100000000). Note The actual maximum number of rows displayed is currently lower than 100000000 due to software limitations. |
| ORDER | Specifies whether to display data on the screen in a sorted order. Valid only for the show command. VARCHAR(1024): 1–1024 (Default = all rows are displayed). Permitted values are any valid token that can be shown for this command. Multiple tokens can be entered by separating with a comma. |
| START-ROW | Specifies to begin displaying data on the screen at a specific row. Valid only for the show command. INTEGER: 1–100000000 (Default = 1). |

Casual White Black List

The Casual White Black List (casual-wb-list) table identifies the class of service restricted by ID and by carrier. It is used either as a White List or as a Black List. A White List contains Carrier Identification Codes (CICs) that the subscriber can access. A Black List contains CICs the subscriber is blocked from using. To use the Casual White Black List as a White List, use the COS Restrict table. Enter *use-white-list* for the *casual-restrict-type* token, and similarly for a Black List.

Table Name: CASUAL-WB-LIST

Table Containment Area: FSPTC

Command Types

Show, add, and delete

Examples

```
show casual-wb-list cos-restrict-id=basic; carrier=9999;
add casual-wb-list cos-restrict-id=basic; carrier=9999;
delete casual-wb-list cos-restrict-id=basic; carrier=9999;
```

Usage Guidelines

Primary Key Token(s): cos-restrict-id, carrier

Foreign Key Token(s): cos-restrict-id

Add Rules: None.

Delete Rules: None.

Syntax Description

| | |
|-------------------|--|
| * COS-RESTRICT-ID | Primary key. Foreign key: COS Restrict table. ID assigned to subscriber in the COS Restrict table. Class of service (COS) blocking of certain calls. VARCHAR(16): 1–16 ASCII characters. |
| * CARRIER | Primary key. Carrier Identification Code (CIC). CHAR(4): 4 digits. |
| AUTO-REFRESH | Specifies whether to display cached data on the screen. Valid only for the show command. CHAR(1): Y/N (Default = Y). Y—Queries the database for the most current data. N—Queries the database for the most current data only if the cached data is unavailable. |
| DISPLAY | Specifies what token information to display on the screen. Valid only for the show command. VARCHAR(1024): 1–1024 (Default = all tokens are displayed). Permitted values are any valid token that can be shown for this command. Multiple tokens can be entered by separating with a comma. |

| | |
|-----------|---|
| LIMIT | <p>Specifies the number of rows to display on the screen. Valid only for the show command.</p> <p>INTEGER: 1–100000000 (Default = 100000000).</p> <p>Note The actual maximum number of rows displayed is currently lower than 100000000 due to software limitations.</p> |
| ORDER | <p>Specifies whether to display data on the screen in a sorted order. Valid only for the show command.</p> <p>VARCHAR(1024): 1–1024 (Default = all rows are displayed). Permitted values are any valid token that can be shown for this command. Multiple tokens can be entered by separating with a comma.</p> |
| START-ROW | <p>Specifies to begin displaying data on the screen at a specific row. Valid only for the show command.</p> <p>INTEGER: 1–100000000 (Default = 1).</p> |

Changed Number

The Changed Number (changed-number) table tracks old and new directory numbers (DNs) when a subscriber changes a DN.

Table Name: CHANGED-NUMBER

Table Containment Area: Call Agent

Command Types Show, add, change, and delete

Examples

```

show changed-number old-dn=972-671-2355;
show changed-number start-time=yyyy-mm-dd; END-TIME=yyyy-mm-dd;; (Release 4.5: displays
all records with the specified date or earlier.)
add changed-number old-dn=972-671-2355; new-dn=469-255-2055;
change changed-number old-dn=972-671-2355; new-dn=469-255-2355;
delete changed-number old-dn=972-671-2355;
delete changed-number start-time=yyyy-mm-dd; END-TIME=yyyy-mm-dd; (Release 4.5): deletes
all records within the specified range.)

```

Usage Guidelines

Primary Key Token(s): old-dn

Add Rules: None.

Change Rules: None.

Delete Rules: None.

| | | |
|--------------------|---|--|
| Syntax Description | * OLD-DN | Primary key. The old subscriber directory number (DN). VARCHAR(14): 1–14 ASCII characters in the format NDC-ED-DN, where: NDC—National Destination Code EC—Exchange Code DN—Directory Number |
| | * NEW-DN | The changed or new subscriber DN. VARCHAR(14): 1–14 ASCII characters in the format NDC-ED-DN, where: NDC—National Destination Code EC—Exchange Code DN—Directory Number |
| | AUTO-REFRESH | Specifies whether to display cached data on the screen. Valid only for the show command. CHAR(1): Y/N (Default = Y). Y—Queries the database for the most current data. N—Queries the database for the most current data only if the cached data is unavailable. |
| | DISPLAY | Specifies what token information to display on the screen. Valid only for the show command. VARCHAR(1024): 1–1024 (Default = all tokens are displayed). Permitted values are any valid token that can be shown for this command. Multiple tokens can be entered by separating with a comma. |
| | END-TIME (Release 4.5) | Valid only for show and delete. Shows or deletes a range of records created or modified based on the last-changed token. DATE: YYYY-MM-DD |
| | LAST-CHANGED (EMS only) (Release 4.5) | Not provisionable. Specifies the system time the changed-number record was added or modified. DATE: For example: 2004-FEB-12 11:10:23 in AM/PM or 24-hour format. |
| | LIMIT | Specifies the number of rows to display on the screen. Valid only for the show command. INTEGER: 1–100000000 (Default = 100000000). Note The actual maximum number of rows displayed is currently lower than 100000000 due to software limitations. |
| | ORDER | Specifies whether to display data on the screen in a sorted order. Valid only for the show command. VARCHAR(1024): 1–1024 (Default = all rows are displayed). Permitted values are any valid token that can be shown for this command. Multiple tokens can be entered by separating with a comma. |

| | |
|-----------------------------|--|
| START-ROW | Specifies to begin displaying data on the screen at a specific row. Valid only for the show command. INTEGER: 1–100000000 (Default = 1). |
| START-TIME (Release 4.5) | Valid only for show and delete. Shows or deletes a range of records created or modified based on the last-changed token. DATE: YYYY-MM-DD |

DN2Subscriber

The Element Management System (EMS) automatically generates this table. A user can show data or change the Status field to VACANT if it is in the disconnected (DISC) or connected (CN) state.

The DN2Subscriber table determines the subscriber ID of a DN during termination processing. The table is populated when a subscriber DN is added to the Subscriber table. The table is queried when the called number is translated using the dial plan and the type of subscriber field indicates “Subscriber,” that is, it takes a DN and maps it to a subscriber.

The DN2Subscriber table also consists of the administrative status of the DN. The DN can be in one of the states described in [Table 5-1](#).

Table 5-1 **DN States**

| State | Definition |
|------------|--|
| VACANT | The DN is unassigned. An Unassigned DN announcement is played. A typical announcement is “The number you dialed is not in service. Please check the number and try again.” The cause code for this state is #1. |
| ASSIGNED | The DN is assigned to a subscriber. |
| CN | The DN status is marked as changed number (CN) when the subscriber requests a new number. A Changed Number announcement is played in this state. A typical announcement is “The called number has changed, the new number is” The cause code for this state is #22. |
| DISC | The DN is disconnected. A Disconnected Number announcement plays. A typical announcement is “We’re sorry, you have reached a number that has been disconnected or is no longer in service...” The cause code for this state is #27. |
| LRN | The DN has been reserved as an Location Routing Number (LRN) on this Call Agent. |
| RACF-DN | The DN has been reserved for remote activation of call forwarding (RACF) feature. |
| TEST-LINE | The DN has been assigned to a test line. |
| ANNC | The DN points to an announcement (ANNC) ID. |
| PORTED-OUT | The subscriber ported (moved) out of the Call Agent and chose to keep their DN (local number portability). |

Table Name: DN2SUBSCRIBER

Table Containment Area: Call Agent

Command Types

Show, add, change, and delete

Examples**Note**

For the following commands, enter all 10 digits of the subscriber DN. While the DN token in this table uses only the last four digits for DN purposes, the first six are converted for the office-code-index.

```
show dn2subscriber office-code-index=6; dn=2355;
show dn2subscriber start-time=yyyy-mm-dd; end-time=yyyy-mm-dd; (shows all records with the
specified date or earlier)
add dn2subscriber office-code-index=6; dn=2355; status=annc; annc-id=250;
change dn2subscriber office-code-index=6; dn=2355; status=vacant
delete dn2subscriber office-code-index=6; dn=2355;
delete dn2subscriber status=disc; start-time=yyyy-mm-dd; end-time=yyyy-mm-dd; (deletes all
records within the specified range)
```

Usage Guidelines

Primary Key Token(s): office-code-index, dn

Foreign Key Token(s): office-code-index, annc-id, sub-id

Add Rules: ported-out status only if npa-nxx appears in the ported-office-code table.

Change Rules: None.

Delete Rules: office-code-index must exist.

Other Rules:

- When fdn, from-dn, and to-dn are specified, office-code-index and dn are not required.
- Use fdn to specify a single DN.
- Use from-dn and to-dn to specify a range of up to 100 DNs.

**Note****PBX-DID Provisioning**

To provision PBX-DID subscribers, the DN2Subscriber table must be manually provisioned. The DN2Subscriber table can support groups of 10, 100, 1000, or 10,000 directory numbers. The format of the DN is nnnn where n = 0–9. To provide a range of DNs, replace n with a lowercase x. If the last digit is replaced with an x, it represents a group of 10 DNs. An xx represents 100 DNs, xxx represents 1000 DNs, and xxxx represents 10,000 DNs.

Examples:

```
add dn2subscriber office-code-index=1; DN=xxxx; sub-id=pbx1@ca1.cisco.com; (10,000 DNs)
add dn2subscriber office-code-index=1; DN=2xxx; sub-id=pbx1@ca1.cisco.com; (1,000 DNs)
add dn2subscriber office-code-index=1; DN=23xx; sub-id=pbx1@ca1.cisco.com; (100 DNs)
add dn2subscriber office-code-index=1; DN=235x; sub-id=pbx1@ca1.cisco.com; (10 DNs)
```

Syntax Description

| | |
|---------------------|--|
| * OFFICE-CODE-INDEX | <p>Primary key. Foreign key: Office Code table. First six digits of the DN are converted to office-code-index.</p> <p>SMALLINT: 1–65535.</p> |
| * DN | <p>Primary key. Last one to four digits of the directory number assigned to a subscriber in the Subscriber table. These become the DNs for that particular Call Agent.</p> <p>CHAR(4): 1–4 characters in one of the following formats:</p> <p>For one digit: n or x.</p> <p>For two digits: nn, nx, or xx.</p> <p>For three digits: nnn, nnx, nxx, or xxx.</p> <p>For four digits: nnnn, nxxx, nxxx, or nxxx.</p> <p>Where n = numeric digit 0–9, and x (x is lowercase) is used as a wildcard representing a group of 10, 100, or 1000 DNs.</p> |
| * STATUS | <p>Status can only be changed to vacant (unassigned). The rest of the values are system-generated by the EMS. Changing a status to unassigned links it to an announcement.</p> <p>The following tokens can be added, changed, or deleted:</p> <p>DISC</p> <p>LRN</p> <p>TEST-LINE</p> <p>ANNC</p> <p>PORTED-OUT</p> <p>The CN token can only be changed.</p> <p>VARCHAR(11): 1–11 ASCII characters. Permitted values are:</p> <p>VACANT—Unassigned DN.</p> <p>ASSIGNED (System generated)—DN is assigned; check the subscriber data to see the status.</p> <p>CN—Changed number.</p> <p>DISC—Disconnected number.</p> <p>LRN—Location Routing Number. If DN is assigned as an LRN, use GAP parameter to complete the call.</p> <p>RACF-DN—DN is for remote activation of call forwarding.</p> <p>TEST-LINE—DN assigned to test lines.</p> <p>ANNC—DN points to an announcement.</p> <p>PORTED-OUT—DN has ported out of the Call Agent. Ported-out status occurs only if NPA-NXX appears in the ported-office-code table.</p> |

| | |
|----------------------------|--|
| ADMIN-DN | <p>Specifies an administrative DN. This token is set if the subscriber category is IVR or RACF. If the token is set, it is considered an administrative DN. Used for Number Resource Utilization and Forecast (NRUF) reporting.</p> <p>DNs whose status in the DN2 Subscriber table is one of the following are considered administrative DNs:</p> <p>LRN—Location Routing Number. DN is assigned as an LRN.</p> <p>TEST-LINE—DN is assigned to a test line.</p> <p>ANNC—DN is assigned to an announcement.</p> <p>CHAR(1): Y/N (Default = N).</p> |
| ANNC-ID | <p>Mandatory if status = annnc. Foreign key: Announcement table. Announcement ID associated with the dialed DN. Must match ID in the Announcement table.</p> <p>SMALLINT: 1–1000.</p> |
| AUTO-REFRESH | <p>Specifies whether to display cached data on the screen. Valid only for the show command.</p> <p>CHAR(1): Y/N (Default = Y).</p> <p>Y—Queries the database for the most current data.</p> <p>N—Queries the database for the most current data only if the cached data is unavailable.</p> |
| DISPLAY | <p>Specifies what token information to display on the screen. Valid only for the show command.</p> <p>VARCHAR(1024): 1–1024 (Default = all tokens are displayed). Permitted values are any valid token that can be shown for this command. Multiple tokens can be entered by separating with a comma.</p> |
| END-TIME (Release 4.5) | <p>Valid only for show and delete commands. Used to show or delete a range of records that were created or modified based on the LAST-CHANGED token.</p> <p>DATE: YYYY-MM-DD</p> |
| FDN | <p>The full DN.</p> <p>VARCHAR(14): 1–14 numeric digits. This token can be entered only from the CLI.</p> <p>VARCHAR(16): 1–16 numeric digits. (Release 4.5)</p> |
| FROM-DN | <p>The <i>from</i> DN. Used with the to-dn token to provision a range of DNs.</p> <p>VARCHAR(14): 1–14 numeric digits in the format NDC+EC+DN.</p> <p>VARCHAR(16): 1–16 numeric digits. (Release 4.5)</p> |
| LAST-CHANGED (Release 4.5) | <p>Specifies the time the dn2subscriber record was added or modified.</p> <p>DATE: Not provisionable. The Cisco BTS 10200 Softswitch uses the system time when a record is provisioned or changed. For example, 2004-FEB-12 11:10:23 (AM/PM or 24 hour format).</p> |

| | |
|------------------------------------|--|
| LIMIT | <p>Specifies the number of rows to display on the screen. Valid only for the show command.</p> <p>INTEGER: 1–100000000 (Default = 100000000).</p> <p>Note The actual maximum number of rows displayed is currently lower than 100000000 due to software limitations.</p> |
| LNP-TRIGGER | <p>If set (Y), perform LNP query.</p> <p>CHAR(1): Y/N (Default = N).</p> |
| NP-RESERVED (Not supported) | <p>Supports LNP and number pooling.</p> <p>CHAR(1): Y/N (Default = N).</p> <p>If a call is received with the switch LRN and the GAP parameter containing a DN for which the dn2subscriber status is VACANT, the switch provides the following treatment:</p> <ul style="list-style-type: none"> • If NP-RESERVED is Y, send release cause 1 (vacant or unallocated number treatment). • If NP-RESERVED is N, send release cause 26 (misrouted ported number). |
| ORDER | <p>Specifies whether to display data on the screen in a sorted order. Valid only for the show command.</p> <p>VARCHAR(1024): 1–1024 (Default = all rows are displayed). Permitted values are any valid token that can be shown for this command. Multiple tokens can be entered by separating with a comma.</p> |
| PORTED-IN (EMS only) (Release 4.5) | <p>Automatically provisioned when the subscriber is provisioned as ported-in=Y. Not provisionable in this table.</p> <p>CHAR(1): Y/N (Default = N).</p> |
| RING-TYPE (System Generated) | <p>Specifies the ring type based on the dialed DN.</p> <p>CHAR(1): 1, 2 or 3 (Default = 1).</p> <p>CHAR(1): 1–7 (Default = 1). (Release 4.5)</p> <p>Values are:</p> <p>1—2 seconds ringing, 4 seconds off</p> <p>2—.5 seconds ringing,.5 seconds ringing, 4 seconds off</p> <p>3—.5 seconds ringing,.5s ringing,.5 seconds ringing, 4 seconds off</p> <p>4—.3 seconds ringing,.2 seconds ringing,.3 seconds ringing, 4 seconds off (Release 4.5)</p> <p>5—.5 seconds ringing, 6 seconds off (Release 4.5)</p> <p>6—.5 seconds ringing, 1 second ringing,.5 seconds ringing, 4 seconds off (Release 4.5)</p> <p>7—.5 seconds ringing, 6 seconds off (Release 4.5)</p> |
| START-ROW | <p>Specifies to begin displaying data on the screen at a specific row. Valid only for the show command.</p> <p>INTEGER: 1–100000000 (Default = 1).</p> |

| | |
|--------------------------|--|
| START-TIME (Release 4.5) | Valid only for show and delete commands. Delete command is valid only if status = CN DISC. Used to show or delete a range of records that were created or modified based on the LAST-CHANGED token. DATE: YYYY-MM-DD. |
| SUB-ID | Mandatory if status = assigned. Foreign key: Subscriber table. Subscriber ID of the calling DN. VARCHAR(30): 1–30 ASCII characters. |
| TO-DN | The <i>to</i> DN. Used with the from-dn token to provision a range of DNs. VARCHAR(14): 1–14 numeric digits in the format NDC+EC+DN. VARCHAR(16): 1–16 numeric digits. (Release 4.5) |

International White Black List

The International White Black List (intl-wb-list) table is used if White Black List screening for international calls is specified in the COS Restrict table. Country code (CC) or CC and national number (NN) can also be specified in the table.

Table Name: INTL-WB-LIST

Table Containment Area: FSPTC

Command Types

Show, add, and delete

Examples

```
show intl-wb-list cos-restrict-id=basic; cc-nn=345011234;
add intl-wb-list cos-restrict-id=basic; cc-nn=345011234;
delete intl-wb-list cos-restrict-id=basic; cc-nn=345011234;
```

Usage Guidelines

Primary Key Token(s): cos-restrict-id, cc-nn

Foreign Key Token(s): cos-restrict-id

Add Rules: None.

Delete Rules: None.

Syntax Description

| | |
|-------------------|---|
| * COS-RESTRICT-ID | Primary key. Foreign key: COS Restrict table. Class of service restriction ID from the COS Restrict table. VARCHAR(16): 1–16 ASCII characters. |
| * CC-NN | Primary key. Country code (CC) and national number (NN). VARCHAR(16): 1–16 numeric characters. Enter digits only. Do not enter dashes. |

| | |
|--------------|---|
| AUTO-REFRESH | <p>Specifies whether to display cached data on the screen. Valid only for the show command.</p> <p>CHAR(1): Y/N (Default = Y).</p> <p>Y—Queries the database for the most current data.</p> <p>N—Queries the database for the most current data only if the cached data is unavailable.</p> |
| DISPLAY | <p>Specifies what token information to display on the screen. Valid only for the show command.</p> <p>VARCHAR(1024): 1–1024 (Default = all tokens are displayed). Permitted values are any valid token that can be shown for this command. Multiple tokens can be entered by separating with a comma.</p> |
| LIMIT | <p>Specifies the number of rows to display on the screen. Valid only for the show command.</p> <p>INTEGER: 1–100000000 (Default = 100000000).</p> <p>Note The actual maximum number of rows displayed is currently lower than 100000000 due to software limitations.</p> |
| ORDER | <p>Specifies whether to display data on the screen in a sorted order. Valid only for the show command.</p> <p>VARCHAR(1024): 1–1024 (Default = all rows are displayed). Permitted values are any valid token that can be shown for this command. Multiple tokens can be entered by separating with a comma.</p> |
| START-ROW | <p>Specifies to begin displaying data on the screen at a specific row. Valid only for the show command.</p> <p>INTEGER: 1–100000000 (Default = 1).</p> |

MAC to Subscriber

The MAC to Subscriber (mac2sub) table links the MAC Address of a device to a subscriber ID. This table is automatically provisioned when a MAC device is associated with a subscriber. This table is used primarily for Session Initiation Protocol (SIP) provisioning.

Table Name: MAC2SUB

Table Containment Area: PTC Feature Server

Command Types

Show, add, change, and delete

Examples

```
show mac2sub mac-id=SIP0002B9A74E4C;
add mac2sub mac-id=SIP0002B9A74E4C; sub-id=sub1;
delete mac2sub mac-id=SIP0002B9A74E4C;
change mac2sub MAC_ID=SIP000BBE3718A0; sub-id=sub9
```

Usage Guidelines

Primary Key Token(s): mac-id
 Foreign Key Token(s): sub-id
 Add Rules: None.
 Delete Rules: None.

Syntax Description

| | |
|--------------|--|
| * MAC-ID | Primary key. MAC ID (Mac Address) of the IP Phone or device. VARCHAR(16): 1–16 ASCII characters. VARCHAR(16): 3–16 ASCII characters. (Release 4.5.1) |
| AUTO-REFRESH | Specifies whether to display cached data on the screen. Valid only for the show command. CHAR(1): Y/N (Default = Y). Y—Queries the database for the most current data. N—Queries the database for the most current data only if the cached data is unavailable. |
| DISPLAY | Specifies what token information to display on the screen. Valid only for the show command. VARCHAR(1024): 1–1024 (Default = all tokens are displayed). Permitted values are any valid token that can be shown for this command. Multiple tokens can be entered by separating with a comma. |
| LIMIT | Specifies the number of rows to display on the screen. Valid only for the show command. INTEGER: 1–100000000 (Default = 100000000). Note The actual maximum number of rows displayed is currently lower than 100000000 due to software limitations. |
| ORDER | Specifies whether to display data on the screen in a sorted order. Valid only for the show command. VARCHAR(1024): 1–1024 (Default = all rows are displayed). Permitted values are any valid token that can be shown for this command. Multiple tokens can be entered by separating with a comma. |
| START-ROW | Specifies to begin displaying data on the screen at a specific row. Valid only for the show command. INTEGER: 1–100000000 (Default = 1). |
| SUB-ID | Foreign key: Subscriber table. Subscriber ID. Assigned by service provider. VARCHAR(30): 1–30 ASCII characters. |

Nature of Dial White Black List

The Nature of Dial White Black List (nod-wb-list) table is used when the COS Restrict table indicates nature of dial (NOD)-based white or black list screening. NOD is a combination of Call Type and Nature of Address.

Table Name: NOD-WB-LIST

Table Containment Area: FSPOTS

Command Types

Show, add, and delete

Examples

```
show nod-wb-list cos-restrict-id=basic;
add nod-wb-list cos-restrict-id=basic; nod=intl;
delete nod-wb-list cos-restrict-id=basic; nod=intl;
```

Usage Guidelines

Primary Key Token(s): cos-restrict-id, nod

Foreign Key Token(s): cos-restrict-id, nod

Add Rules: None.

Delete Rules: None.

Syntax Description

| | |
|-------------------|--|
| * COS-RESTRICT-ID | Primary key. Foreign key: COS Restrict table. Class of service restriction ID from the COS Restrict table. VARCHAR(16): 1–16 ASCII characters. |
| * NOD | Primary key. Foreign key: Nature of Dial table. Nature of dial. VARCHAR(16): 1–16 ASCII characters. |
| AUTO-REFRESH | Specifies whether to display cached data on the screen. Valid only for the show command. CHAR(1): Y/N (Default = Y). Y—Queries the database for the most current data. N—Queries the database for the most current data only if the cached data is unavailable. |
| DISPLAY | Specifies what token information to display on the screen. Valid only for the show command. VARCHAR(1024): 1–1024 (Default = all tokens are displayed). Permitted values are any valid token that can be shown for this command. Multiple tokens can be entered by separating with a comma. |
| LIMIT | Specifies the number of rows to display on the screen. Valid only for the show command. INTEGER: 1–100000000 (Default = 100000000). Note The actual maximum number of rows displayed is currently lower than 100000000 due to software limitations. |

| | |
|-----------|--|
| ORDER | Specifies whether to display data on the screen in a sorted order. Valid only for the show command. VARCHAR(1024): 1–1024 (Default = all rows are displayed). Permitted values are any valid token that can be shown for this command. Multiple tokens can be entered by separating with a comma. |
| START-ROW | Specifies to begin displaying data on the screen at a specific row. Valid only for the show command. INTEGER: 1–100000000 (Default = 1). |

National White Black List

The National White Black List (national-wb-list) table is used if the COS Restrict table indicates National White Black List screening.

Table Name: NATIONAL-WB-LIST

Table Containment Area: FSPTC

Command Types

Show, add, and delete

Examples

```
show national-wb-list cos-restrict-id=basic; digit-string=800-555-0101;
add national-wb-list cos-restrict-id=basic; digit-string=800-555-0101;
delete national-wb-list cos-restrict-id=basic; digit-string=800-555-0101;
```

Usage Guidelines

Primary Key Token(s): cos-restrict-id, digit-string

Foreign Key Token(s): cos-restrict-id

Add Rules: None.

Delete Rules: None.

The National White Black list table checks telephone numbers only for the following call types: local, intralatatoll, interlatatoll, national (ITU only), toll, intl-wz1, international, casual, 900, premium, 976, da, da-toll, 0-plus, 0-minus, 01-plus, tw, info and non-emergency. The system does not check this list if the NOD is not one of these call types. For example, if an 800 number is added to this table, the number is not checked, since an 800 number is call type toll-free, and toll-free is not a supported call type.

Syntax Description

| | |
|-------------------|---|
| * COS-RESTRICT-ID | Primary key. Foreign key: COS Restrict table. Class of service restriction ID from the COS Restrict table. VARCHAR(16): 1–16 ASCII characters. |
| * DIGIT-STRING | Primary key. Digits in NDC-EC-XXXX format. VARCHAR(14): 1–14 numeric digits. Enter the digit-string using dashes. |

| | |
|--------------|---|
| AUTO-REFRESH | <p>Specifies whether to display cached data on the screen. Valid only for the show command.</p> <p>CHAR(1): Y/N (Default = Y).</p> <p>Y—Queries the database for the most current data.</p> <p>N—Queries the database for the most current data only if the cached data is unavailable.</p> |
| DISPLAY | <p>Specifies what token information to display on the screen. Valid only for the show command.</p> <p>VARCHAR(1024): 1–1024 (Default = all tokens are displayed). Permitted values are any valid token that can be shown for this command. Multiple tokens can be entered by separating with a comma.</p> |
| LIMIT | <p>Specifies the number of rows to display on the screen. Valid only for the show command.</p> <p>INTEGER: 1–100000000 (Default = 100000000).</p> <p>Note The actual maximum number of rows displayed is currently lower than 100000000 due to software limitations.</p> |
| ORDER | <p>Specifies whether to display data on the screen in a sorted order. Valid only for the show command.</p> <p>VARCHAR(1024): 1–1024 (Default = all rows are displayed). Permitted values are any valid token that can be shown for this command. Multiple tokens can be entered by separating with a comma.</p> |
| START-ROW | <p>Specifies to begin displaying data on the screen at a specific row. Valid only for the show command.</p> <p>INTEGER: 1–100000000 (Default = 1).</p> |

Screening List Editing

The Screening List Editing (sle) table defines screening lists for a subscriber. A screening list identifies calls a subscriber does or does not wish put through.

Table Name: SLE

Table Containment Area: FSPTC

Command Types

Show, add, change, and delete

Examples

```
show sle sub-id=joe-smith@cisco.com; fname=scf;
add sle sub-id=joe-smith@cisco.com; fname=scf; dn=972-222-1234; anonymous=n;
change sle sub-id=joe-smith@cisco.com; fname=scf; dn=972-222-1234; anonymous=y;
delete sle sub-id=joe-smith@cisco.com; fname=scf; dn=972-222-1234; dn-type=fdn; (deletes
one record) (you must include dn-type, even if dn-type=fdn (the default value))
delete sle sub-id=joe-smith@cisco.com; fname=scf; FORCED=Y (deletes all SLE records for
the subscriber where fname=SCF)
delete sle sub-id=joe-smith@cisco.com; forced=Y; (deletes all SLE records for the
subscriber)
```

```
delete sle sub-id=joe-smith@cisco.com; forced=Y; (deletes all SLE records for the
subscriber) (Release 4.5)
delete sub-id=joe-smith@cisco.com; fname=scf; forced=Y; (deletes all SLE records for the
subscriber where fname=SCF) (Release 4.5)
```

Usage Guidelines

Primary Key Token(s): sub-id, fname, dn
 Foreign Key Token(s): sub-id, fname
 Add Rules: None.
 Change Rules: The fname token is required.
 Delete Rules: None.

Syntax Description

| | |
|--------------|---|
| * SUB-ID | Primary key. Foreign key: Subscriber table. Subscriber ID from the Subscriber table. VARCHAR(30): 1–30 ASCII characters. |
| * FNAME | Primary key. Foreign key: Feature table. Type of screening feature. VARCHAR(16): 1–16 ASCII characters. Permitted values are: SCR—Selective call rejection SCF—Selective call forwarding SCA—Selective call acceptance DRCW—Distinctive ringing Note The DRCW feature is only for playing a distinctive ringing or distinctive call-waiting tone, and does not affect the activation of the call-waiting features (CW, CWD, or CIDCW). A subscriber must have CW, CWD, or CIDCW provisioned and activated in order to receive call-waiting treatment. NSA—No Solicitation (Release 4.5) |
| * DN | Primary key. Directory number entry. VARCHAR(16): 1–16 numeric characters. Note Only numeric digits are allowed. |
| ANONYMOUS | If the entry is marked anonymous, it is not voiced back to the subscriber during list-review. CHAR(1): Y/N (Default = N). Y—Treat entry as anonymous. N—Do not treat entry as anonymous. |
| AUTO-REFRESH | Specifies whether to display cached data on the screen. Valid only for the show command. CHAR(1): Y/N (Default = Y). Y—Queries the database for the most current data. N—Queries the database for the most current data only if the cached data is unavailable. |
| DISPLAY | Specifies what token information to display on the screen. Valid only for the show command. VARCHAR(1024): 1–1024 (Default = all tokens are displayed). Permitted values are any valid token that can be shown for this command. Multiple tokens can be entered by separating with a comma. |

| | |
|----------------------|---|
| DN-TYPE | <p>Primary key. The directory number type. The system performs the longest possible match between the number of the calling party and the provisioned DN when determining whether the calling party number matches the DN.</p> <p>VARCHAR(16): 1–16 ASCII characters.</p> <p>FDN (Default)—The full DN. If the full DN of the calling party matches the provisioned DN, the system treats this as a match and allows the incoming call to bypass the NSA announcement.</p> <p>PARTIAL—The partial DN. Uses the longest match to find the record. If the prefix of the calling party DN matches the provisioned DN, the system treats this as a match and allows the incoming call to bypass the NSA announcement.</p> <p>EXTENSION—The extension. If the full extension of the calling party matches the provisioned DN, the system treats this as a match and allows the incoming call to bypass the NSA announcement.</p> |
| FORCED (Release 4.5) | <p>Use to delete multiple entries.</p> <p>CHAR(1): Y/N (Default = N).</p> |
| LIMIT | <p>Specifies the number of rows to display on the screen. Valid only for the show command.</p> <p>INTEGER: 1–100000000 (Default = 100000000).</p> <p>Note The actual maximum number of rows displayed is currently lower than 100000000 due to software limitations.</p> |
| ORDER | <p>Specifies whether to display data on the screen in a sorted order. Valid only for the show command.</p> <p>VARCHAR(1024): 1–1024 (Default = all rows are displayed). Permitted values are any valid token that can be shown for this command. Multiple tokens can be entered by separating with a comma.</p> |
| START-ROW | <p>Specifies to begin displaying data on the screen at a specific row. Valid only for the show command.</p> <p>INTEGER: 1–100000000 (Default = 1).</p> |

Speed Call—One Digit

The Speed Call—One Digit (sc1d) table defines subscriber-specific, one-digit speed call lists.



Note

Provisioning for Multiline Hunt Groups (MLHG)

If a group speed call is allowed for an individual MLHG (Subscriber table: GRP=N), the group speed call feature must be explicitly provisioned against each MLHG line. If the Subscriber table is provisioned with GRP=Y, then only the main subscriber is provisioned with the group speed call feature.

Provisioning for Centrex

Provision Centrex speed calling using the Custom Dial Plan (CDP) table and setting NOD=speed-call, where NOD is nature of dial.

Table Name: SC1D

Table Containment Area: FSPTC

Show, add, change, and delete

Command Types

Show, add, change and delete

Examples

```
show sc1d sub-id=joe-smith@cisco.com;
add sc1d sub-id= joe-smith@cisco.com; dn2=800-555-0103 972-222-1234; dn3=1-800-555-0105;
change sc1d sub-id=joe-smith@cisco.com; dn2=800-555-0103; dn3=null
delete sc1d sub-id=joe-smith@cisco.com; dn2=800-555-0103;
```

Usage Guidelines

Primary Key Token(s): sub-id

Foreign Key Token(s): sub-id

Add Rules: None.

Change Rules: None.

Delete Rules: None.

Syntax Description

| | |
|--------------|--|
| * SUB-ID | Primary key. Foreign key: Subscriber table. ID from Subscriber table. VARCHAR(30): 1–30 ASCII characters. |
| AUTO-REFRESH | Specifies whether to display cached data on the screen. Valid only for the show command. CHAR(1): Y/N (Default = Y). Y—Queries the database for the most current data. N—Queries the database for the most current data only if the cached data is unavailable. |
| DISPLAY | Specifies what token information to display on the screen. Valid only for the show command. VARCHAR(1024): 1–1024 (Default = all tokens are displayed). Permitted values are any valid token that can be shown for this command. Multiple tokens can be entered by separating with a comma. |

| | |
|-----------|--|
| DN[2...9] | DN entry. In the case of casual calls, digits are collected in two stages. 101xxxx is collected in the first stage, and the rest in the second stage. For example: 1010xxxx=7 digits + 19 = 26 digits. VARCHAR(26): 1–26 ASCII characters, including prefix. |
| LIMIT | Specifies the number of rows to display on the screen. Valid only for the show command. INTEGER: 1–100000000 (Default = 100000000). Note The actual maximum number of rows displayed is currently lower than 100000000 due to software limitations. |
| ORDER | Specifies whether to display data on the screen in a sorted order. Valid only for the show command. VARCHAR(1024): 1–1024 (Default = all rows are displayed). Permitted values are any valid token that can be shown for this command. Multiple tokens can be entered by separating with a comma. |
| START-ROW | Specifies to begin displaying data on the screen at a specific row. Valid only for the show command. INTEGER: 1–100000000 (Default = 1). |

Speed Call—Two Digit

The Speed Call—Two Digit (sc2d) table defines subscriber-specific, two-digit speed call lists. This enables a user to dial a speed call using only two digits.



Note

Provisioning for Multiline Hunt Groups (MLHG)

If speed call is allowed for an MLHG (Subscriber table: GRP=N), provision it against each MLHG line. If the Subscriber table is provisioned with GRP=Y, then only the main subscriber is provisioned with the group speed call feature.

Provisioning for Centrex

Provision Centrex speed calling using the Custom Dial Plan (CDP) table and setting NOD=speed-call.

Table Name: SC2D

Table Containment Area: PTC (or ptc) Feature Server

Command Types

Show, add, change, and delete

Examples

```
show sc2d sub-id=joe-smith@cisco.com;
add sc2d sub-id=joe-smith@cisco.com; dn20=800-555-0106; dn30=1-800-555-0107;
change sc2d sub-id=joe-smith@cisco.com; dn20=800-555-0106;
delete sc2d sub-id=joe-smith@cisco.com; dn20=800-555-0106;
```

Usage Guidelines

Primary Key Token(s): sub-id

Foreign Key Token(s): sub-id

Add Rules: None.

Change Rules: None.

Delete Rules: None.

Syntax Description

| | |
|--------------|--|
| * SUB-ID | Primary key. Foreign key: Subscriber table. ID from Subscriber table. VARCHAR(30): 1–30 ASCII characters. |
| AUTO-REFRESH | Specifies whether to display cached data on the screen. Valid only for the show command. CHAR(1): Y/N (Default = Y). Y—Queries the database for the most current data. N—Queries the database for the most current data only if the cached data is unavailable. |
| DISPLAY | Specifies what token information to display on the screen. Valid only for the show command. VARCHAR(1024): 1–1024 (Default = all tokens are displayed). Permitted values are any valid token that can be shown for this command. Multiple tokens can be entered by separating with a comma. |
| DN[20...49] | DN entry. In the case of casual calls, digits are collected in two stages. 101xxxx is collected in the first stage, and the rest in the second stage. For example: 1010xxxx=7 digits + 19 = 26 digits. VARCHAR(26): 1–26 ASCII characters. |
| LIMIT | Specifies the number of rows to display on the screen. Valid only for the show command. INTEGER: 1–100000000 (Default = 100000000). Note The actual maximum number of rows displayed is currently lower than 100000000 due to software limitations. |
| ORDER | Specifies whether to display data on the screen in a sorted order. Valid only for the show command. VARCHAR(1024): 1–1024 (Default = all rows are displayed). Permitted values are any valid token that can be shown for this command. Multiple tokens can be entered by separating with a comma. |
| START-ROW | Specifies to begin displaying data on the screen at a specific row. Valid only for the show command. INTEGER: 1–100000000 (Default = 1). |

Subscriber

The Subscriber (subscriber) table defines the characteristics of a subscriber or group of subscribers in a Call Agent. All termination numbers reached by a directory number (DN) must be set up as a subscriber. Any termination that can originate in the primary Call Agent must be set up as a subscriber (Residential, PBX, Business, Centrex, and so on). All terminations to customers, such as multiline hunt (MLH), Centrex, must be defined as well. [Table 5-2](#) lists the required tokens for each category of subscribers.

Table 5-2 Required Subscriber Tokens

| Token | Value | Required Tokens |
|----------|-----------------|--|
| Category | INDIVIDUAL | TERM-ID, MGW-ID, AOR-ID (if TERM-TYPE = SIP) or H323-TERM-ID (if TERM-TYPE = H323) |
| | MLHG | MLHG-ID |
| | MLHG-INDIVIDUAL | TERM-ID, MGW-ID, MLHG-ID |
| | MLHG-PREF-INDIV | TERM-ID, MGW-ID, MLHG-ID, MLHG-PREF-LIST-ID |
| | CTXG-MLHG | MLHG-ID, CTXG-ID |
| | CTXG | CTXG-ID |
| | CTXG-INDIVIDUAL | TERM-ID, MGW-ID, CTXG-ID |
| | CTXG-TG | CTXG-ID, TGN-ID |
| | PBX | TGN-ID |
| | RACF | None |
| | IVR | None |

Table Name: SUBSCRIBER

Table Containment Area: Call Agent, FSPOTS

Command Types

Show, add, change, and delete

Examples

```
show subscriber id=cisco-main-number;
add subscriber id=cisco-main-number; name=wilmerwabash; dn1=800-555-0108;
sub-profile-id=richardson;
change subscriber id=cisco-main-number; category=ctxg-individual; name=wilmerwabashjr;
status=temp-disconnected; privacy=full;
delete subscriber id=cisco-main-number;
```



Note

Deleting a subscriber does not automatically delete any DN2Subscriber table entries for that subscriber. Any DN2Subscriber table entries must be manually deleted after deleting a subscriber.

In Release 4.5, the delete subscriber command deletes all subscriber related records such as those in the Subscriber Feature Data table and the Subscriber Service Profile table.

Usage Guidelines

Primary Key Token(s): id

Foreign Key Token(s): aor-id, cos-restrict-id, ctxg-id, mac-id, mgw-id, mlhg-id, mlhg-pref-list-id, qos-id, sub-profile-id, term-id, tgn-id, h323-term-id

Foreign Key Token(s): privacy-manager-id, voice-mail-id (Release 4.5)

Unique Key Token(s): dn1

Unique Key Token(s): secure-fqdn, voice-mail-id, term-id (Release 4.5)

Unique Key Token(s): term-id, mgw-id (Release 4.5.1)

Add Rules:

- term-id, mgw-id are required if category=mlhg-pref-indiv | ctxg-individual | mlhg-individual | individual.
- no term-id, mgw-id if category=pbx | ctxg-tg; term-id, mgw-id optional if category=mlhg | ctxg-mlhg | ctxg.
- mlhg-pref-list-id is required if category=mlhg-pref-indiv.
- mlhg-id is required and exists if category=mlhg | mlhg-pref-indiv | mlhg-individual | ctxg-mlhg; ctxg-id is required and exists if category=ctxg | ctxg-individual | ctxg-mlhg | ctxg-tg; tgn-id is required and exists if category=pbx | ctxg-tg.
- During split-mpa, if ani-update-status=completed, subscriber provisioning should not allow dn1, dn2, dn3 that are in the old-mpanxx.
- if subscriber category=individual | pbx, then mlhg-id and ctxg-id are not provisionable.
- if subscriber category=mlhg | mlhg-individual | mlhg-pref-indiv, then ctxg-id is not provisionable.
- if subscriber category=ctxg | ctxg-individual | ctxg-tg, then mlhg-id is not provisionable.
- The forced token is optional for add subscriber command. When forced is specified, the system allows assigning a DN to a subscriber even if its status is ported-out. (Release 4.5)
- If forced=Y; subscriber add command can assign a DN1 to a subscriber where status of dn1=ported-out; (Release 4.5)

Change Rules:

- During split-mpa, if ani-update-status=completed, subscriber provisioning does not allow a dn1 that is in the old-mpanxx.

The following tokens are not required for change command. However, they are enforced during the change command, so that if someone tries to make them NULL—the rules will enforce that the command is rejected.

- term-id, mgw-id are required if category=mlhg-pref-indiv | ctxg-individual | mlhg-individual | individual.
- no term-id, mgw-id if category=ctxg-tg | pbx term-id, mgw-id optional if category=mlhg | ctxg-mlhg | ctxg.
- mlhg-id is required and exists if category=mlhg | mlhg-pref-indiv | mlhg-individual | ctxg-mlhg.
- mlhg-pref-list-id is required if category=mlhg-pref-indiv.
- ctxg-id is required and exists if category=ctxg | ctxg-individual | ctxg-mlhg | ctxg-tg; tgn-id is required and exists if category=pbx | ctxg-tg.

Delete Rules:

- ID cannot exist in any ctxg::main-sub-id if category=ctxg.

- ID cannot exist in any mlhg::main-sub-id if category=mlhg.
- ID cannot exist in any tgn-id::main-sub-id if category=pbx | ctxg-tg.
- ID cannot exist in any subscriber-service-profile::sub-id.
- ID cannot exist in any subscriber-feature-data::sub-id.
- ID cannot match a default-office-service-id in the Call Agent Configuration table. (Release 4.5)
- If forced = Y, the delete subscriber command deletes all subscriber related records such as the subscriber-feature-data and subscriber-service-profile information. (Release 4.5)

**Note**


If subscribers have full privacy enabled, any calls they originate will be rejected by subscribers who have anonymous call rejection (ACR) enabled.

Syntax Description

| | |
|--------------------------|---|
| * ID | Primary key. Subscriber ID. Assigned by service provider. VARCHAR(30): 1–30 ASCII characters. |
| * SUB-PROFILE-ID | Foreign key: Subscriber Profile table. Subscriber profile ID. VARCHAR(16): 1–16 ASCII characters. |
| ACCOUNT-ID (Release 4.5) | Specifies a subscriber account ID for one or more subscribers. An account id is only for identification purposes. The account id is not associated with any feature grouping behavior during call processing, although it is included in a billing record. VARCHAR(20): 1–20 ASCII characters. |
| ADDRESS1 | Street name, apartment number. VARCHAR(32): 1–32 ASCII characters. |
| ADDRESS2 | Street name, apartment number. VARCHAR(32): 1–32 ASCII characters. |
| AOR-ID | Foreign key: Address of record. AOR = USER + @ + DOMAIN-NAME. VARCHAR(64): 1–64 ASCII characters. Uses the domain name parser. Domain name portion of the AOR-ID must exist in the Serving Domain Name table. |
| AUTO-REFRESH | Specifies whether to display cached data on the screen. Valid only for the show command. CHAR(1): Y/N (Default = Y). Y—Queries the database for the most current data. N—Queries the database for the most current data only if the cached data is unavailable. |
| BILLING-DN | Mandatory if billing-dn and DN1 are different. Assigned by service provider; DN that is billed. VARCHAR(14): 1–14 numeric digits in the format NDC-EC-XXXX. |

| | |
|-------------------------------|--|
| BILLING-TYPE (Release 4.5) | <p>Specifies the subscriber billing type.</p> <p>VARCHAR(16): 1–16 ASCII characters (Default = NONE). Permitted values are:</p> <p>FR1—Flat Rate Billing 1</p> <p>FR2—Flat Rate Billing 2</p> <p>MR1—Measured Rate Billing 1</p> <p>MR2—Measured Rate Billing 2</p> <p>NONE (Default)—Billing type is not used.</p> |
| CATEGORY | <p>Subscriber category.</p> <p>VARCHAR(15): 1–15 ASCII characters. Permitted values are:</p> <p>INDIVIDUAL (Default)—Individual subscriber.</p> <p>CTXG—Assigned to the main subscriber ID of a Centrex group.</p> <p>CTXG-INDIVIDUAL—Assigned to a Centrex subscriber.</p> <p>CTXG-MLHG—Assigned to a Centrex MLHG (for example, attendant).</p> <p>CTXG-TG—Assigned to a Centrex trunk group.</p> <p>IVR—Access DN for IVR.</p> <p>MLHG-INDIVIDUAL—Subscriber within an MLHG.</p> <p>MLHG—Main subscriber ID of an MLHG.</p> <p>MLHG-PREF-INDIV—Main subscriber ID of a preferential hunt list.</p> <p>PBX—Assigned to the main subscriber ID of a PBX.</p> <p>RACF—Access DN for remote activation of call forwarding.</p> <p>TEST-LINE—Test line. (Obsolete as of Release 4.5)</p> |
| CITY | <p>Subscriber's city.</p> <p>VARCHAR(16): 1–16 ASCII characters.</p> |
| COS-RESTRICT-ID | <p>Foreign key: COS Restrict table. COS restriction ID.</p> <p>VARCHAR(16): 1–16 ASCII characters.</p> |
| COUNTRY | <p>Country of subscriber.</p> <p>VARCHAR(16): 1–16 ASCII characters (Default = USA).</p> <p>Note As of Release 4.5, there is no default for this token.</p> |
| CTXG-ID | <p>Foreign key: Centrex Group table. Same as ID in Centrex Group table.</p> <p>VARCHAR(16): 1–16 ASCII characters.</p> |
| DISPLAY | <p>Specifies what token information to display on the screen. Valid only for the show command.</p> <p>VARCHAR(1024): 1–1024 (Default = all tokens are displayed). Permitted values are any valid token that can be shown for this command. Multiple tokens can be entered by separating with a comma.</p> |
| DN1 | <p>Unique key. Subscriber directory number (DN).</p> <p>VARCHAR(14): 14 numeric digits in the format NDC-EC-XXXX.</p> |

| | |
|----------------------------|--|
| DN-STATUS (Release 4.5) | <p>Valid only for the delete subscriber command. Specifies a new DN status. If the dn-status is specified during the delete subscriber command, the status field in the DN2Subscriber table is set to the specified value.</p> <p>VARCHAR(16): 1–16 ASCII characters (Default = DISC). Permitted values are:</p> <p>DISC (Default)—Disconnected number.</p> <p>PORTED-OUT—DN has ported out of the Call Agent.</p> |
| FORCED (Release 4.5) | <p>Use to bypass rule checking during add or change operations. When used in a delete command, the Cisco BTS 10200 Softswitch deletes all the information associated with the subscriber from the Subscriber table as well as all associated tables such as the Subscriber Service Profile table, the Subscriber Feature Data table, and so forth.</p> <p>CHAR(1): Y/N (Default = N).</p> |
| GRP | <p>Specifies whether a subscriber is an individual or a group. Applies to Multiline Hunt or Centrex subscribers.</p> <p>CHAR(1): Y/N (Default = N).</p> <p>Y—Group</p> <p>N—Individual</p> |
| H323-TERM-ID (Release 4.2) | <p>Mandatory if term-type = H323. Foreign key: H.323 Termination table. The termination ID for an H.323 terminal.</p> <p>VARCHAR(16): 1–16 ASCII characters.</p> |
| IMMEDIATE-RELEASE | <p>Specifies whether to apply the immediate release procedure when a calling party hangs up.</p> <p>VARCHAR(1): Y/N (Default = N).</p> |
| LANGUAGE | <p>Subscriber's preferred spoken language. No rule checking.</p> <p>VARCHAR(16): 1–16 ASCII characters.</p> |
| LIMIT | <p>Specifies the number of rows to display on the screen. Valid only for the show command.</p> <p>INTEGER: 1–100000000 (Default = 100000000).</p> <p>Note The actual maximum number of rows displayed is currently lower than 100000000 due to software limitations.</p> |
| LNP-TRIGGER (Release 4.5) | <p>Sets the lnp-trigger in the DN2Subscriber table when the DN is porting-in or porting-out.</p> <p>CHAR(1): Y/N (Default = N).</p> |
| MAC-ID (EMS only) | <p>A MAC-ID is allowed only if term-type=sip. This token is case sensitive—enter in uppercase. Foreign key: MAC to Subscriber table. MAC-ID of SIP (IP) Phone. Specifies the MAC address of the subscriber's SIP phone from which services to control features are invoked.</p> <p>VARCHAR(16): 1-16 ASCII characters.</p> |
| MGW-ID | <p>Mandatory if term-type = term. Foreign key: Media Gateway, Termination tables. Media Gateway ID. The mgw-id is used as a termination ID as well as a combined foreign key to the termination table.</p> <p>VARCHAR(32): 1–32 ASCII characters.</p> |

| | |
|---|---|
| MLHG-ID | Foreign key: Multiline Hunt Group (MLHG) table. Same as ID in Multiline Hunt Group table. VARCHAR(16): 1–16 ASCII characters. |
| MLHG-PREF-LIST-ID | Foreign key: MLGH Preference List table. Same as ID in MLGH Preference List table. VARCHAR(16): 1–16 ASCII characters. |
| NAME | Mandatory for CNAM feature. Subscriber name. VARCHAR(16): 1–16 ASCII characters. |
| <div style="display: flex; align-items: center;">  <div style="margin-left: 10px;"> <p>Caution Do not use double quotes (“ ”), single quotes (’), dashes (-), or underscores (_) in subscriber names. Although dashes and underscores are allowed, using a dash causes errors when sending it as part of a caller name feature.</p> </div> </div> | |
| ORDER | Specifies whether to display data on the screen in a sorted order. Valid only for the show command. VARCHAR(1024): 1–1024 (Default = all rows are displayed). Permitted values are any valid token that can be shown for this command. Multiple tokens can be entered by separating with a comma. |
| PIC1 | Specifies the preferred interLATA carrier (PIC). If numeric digits are not provisioned, the value NONE can be used for both interLATA and international calls. If numeric digits are provisioned, the value NONE is used for interLATA calls only. CHAR(4). Permitted values are: NONE (Default)—No PIC specified. NPIC—Do not use a PIC. XXXX (Numeric digits)—Use the 4-digit carrier ID. |
| PIC2 | Preferred intraLATA carrier (PIC). CHAR(4). Permitted values are: NONE (Default)—No PIC specified. NPIC—Do not use a PIC. XXXX (Numeric digits)—Use the 4-digit carrier ID. |
| PIC3 | International preferred interLATA carrier (PIC). CHAR(4). Permitted values are: NONE (Default)—No PIC specified. NPIC—Do not use a PIC. XXXX (Numeric digits)—Use the 4-digit carrier ID. |
| POLICY-ID | Specifies the route policy ID. This token is mandatory and permitted only if TERM-TYPE=ROUTE or RG VARCHAR(16): 1–16 ASCII characters. Policy-id = route-id if term-type = route. Policy-id = route-guide-id if term-type = rg. |

| | |
|----------------------------------|--|
| PORTED-IN (Release 4.5) | Specifies whether the subscriber DN is ported in. CHAR(1): Y/N (Default = N). |
| PRIVACY | Specifies how calling party information (Name, DN) is displayed to the called party. CHAR(4): 1–4 ASCII characters. Permitted values are: NONE (Default)—Name and number. FULL—Do not display name or number. NAME—Do not display name. USER—Use user-provided privacy information. Applies only to SIP endpoints that can include privacy information. If information is not received for either name or number, then privacy is indicated as “unspecified.” (Release 4.2) Note PRIVACY = USER is not valid if term-type = term none in Release 4.2. |
| PRIVACY-MANAGER-ID (Release 4.5) | Foreign key: Application Server table. The privacy manager id. VARCHAR(16): 1–16 ASCII characters. |
| QOS-ID | Foreign key: QOS table. Specifies whether to use QOS index for codec selection. VARCHAR(16): 1–16 ASCII characters. |
| RING-TYPE-DN1 | Ring type for DN1. CHAR(1): 1, 2, or 3 (Default = 1). CHAR(1): 1–7 (Default = 1). (Release 4.5) Permitted values are: 1—2 seconds ringing, 4 seconds off 2—.5 seconds ringing, .5 seconds ringing, 4 seconds off 3—.5 seconds ringing, .5s ringing, .5 seconds ringing, 4 seconds off 4—.3 seconds ringing, .2 seconds ringing, .3 seconds ringing, 4 seconds off (Release 4.5) 5—.5 seconds ringing, 6 seconds off (Release 4.5) 6—.5 seconds ringing, 1 second ringing, .5 seconds ringing, 4 seconds off (Release 4.5) 7—.5 seconds ringing, 6 seconds off (Release 4.5) Note When the MDN feature is provisioned, ring-type-dn1 is still alterable. Note that MDN lines use the ring order 2, 3, 4, 5, 6, 7. As a result, the primary ring type may be the same as the ring type used by the secondary lines—causing multiple DNs to have indistinguishable rings. |
| SDT-MWI (Release 4.5) | Specifies whether a stutter tone is provided as a Message Waiting Indication. CHAR(1): Y / N (Default = Y). Y—A stutter dial tone is provided to a user when the subscriber goes off-hook and subscriber has Message Waiting. N—A stutter dial tone is not provided. |

| | |
|---|---|
| SECURE-FQDN (EMS ONLY) (Release 4.5) | <p>Unique key. Use to resolve an IP address and compare it with the IP address received from an endpoint during registration or during call setup (INVITE). A secure-fqdn is assigned to the AOR.</p> <p>VARCHAR(64): 1–64 ASCII characters.</p> <p>Also provisioned in the AOR2SUB table.</p> <p>Note This token is valid only if term-type=sip. If secure-fqdn is provisioned, the AOR token is required.</p> |
| SEND-BDN-AS-CPN (Release 4.2) | <p>Specifies whether to send the billing DN for all calls (EMG, LOCAL, ON-NET, OFF-NET) as the calling party number (CPN) in the outgoing setup messages. If a billing DN is not provisioned, the billing DN (present) or the DN1 of the main subscriber (for PBX/MLHG subscribers) is sent as the CPN in the outgoing setup message. If none of them are found, the DN1 is sent.</p> <p>CHAR(1): Y/N (Default = N).</p> <p>Y—Send the billing DN of a subscriber as a CPN in the outgoing setup message.</p> <p>N—Send the DN1 of a subscriber as a CPN in the outgoing setup message.</p> |
| SEND-BDN-FOR-EMG (Release 4.2) | <p>Specifies whether to send the billing DN value of emergency calls for PBX over PRI, or CAS and ANALOG, subscribers as the CPN in the outgoing setup messages. Applies to subscribers (including ISDN with a main subscriber id provisioned). Activate by setting the send-bdn-as-cpn token to N.</p> <p>CHAR(1): Y/N (Default = N).</p> <p>Y—Send the billing DN of the subscriber as a CPN in the outgoing setup message.</p> <p>N—Send the received calling party number of the subscriber as a CPN in the outgoing setup message.</p> |
| SEND-BILLING-DN (Obsolete in Release 4.5) | <p>Specifies whether the billing DN is sent as the calling party number instead of DN1.</p> <p>CHAR(1): Y/N (Default = N).</p> |
| START-ROW | <p>Specifies to begin displaying data on the screen at a specific row. Valid only for the show command.</p> <p>INTEGER: 1–100000000 (Default = 1).</p> |
| STATE | <p>State designation.</p> <p>VARCHAR(16): 1–16 ASCII characters.</p> |

| | |
|---------------------------|--|
| STATUS | <p>Indicates the subscriber status.</p> <p>VARCHAR(17): 1–17 ASCII characters (Default = ACTIVE). Permitted values are:</p> <p>ACTIVE (Default)—The subscriber is active.</p> <p>TEMP-OOS—The subscriber is temporarily Out of Service.</p> <p>TEMP-DISCONNECTED—The subscriber is temporarily disconnected (for example, nonpayment of bill). A typical announcement is “The party you are calling has temporarily disconnected their service.” The cause code for this state is #151.</p> <p>TEMP-UNAVAILABLE—The subscriber is temporarily unavailable. This state allows a subscriber to route calls to an announcement without actually disconnecting the number (for example, during summer vacation). A typical announcement is “The party you are calling has temporarily disconnected their service.” The cause code is for this state is #151.</p> |
| TERM-ID | <p>Unique key. Foreign key: Termination table. Termination ID. Required if term-type=term. The term-id is used as a termination ID as well as a combined foreign key to the termination table.</p> <p>VARCHAR(32): 1–32 ASCII characters.</p> |
| TERMINATING-IMMEDIATE-REL | <p>Specifies whether to release a call immediately when a called party releases a call.</p> <p>CHAR(1): Y/N (Default = N).</p> |
| TERM-TYPE | <p>Specifies the termination type.</p> <p>VARCHAR(5): 1–5 ASCII characters. Permitted values are:</p> <p>TERM (Default)—MGCP termination</p> <p>TG—Trunk group</p> <p>ROUTE—Route</p> <p>RG—Route guide (Not supported)</p> <p>SIP—SIP termination</p> <p>NONE—There is no termination associated with the subscriber.</p> <p>H323—H.323 virtual termination (Release 4.2)</p> |
| TGN-ID (or TG) | <p>Mandatory if term-type=term. Foreign key: Trunk Group table. Trunk group ID. This field can also be provisioned using tg instead of tgn-id. The EMS looks up the tgn-id based on the trunk group and then provisions it.</p> <p>SMALLINT: 1–99999999.</p> |

| | |
|-----------------------------|---|
| USAGE-SENS | <p>Specifies if usage-sensitive features are allowed. Usage-sensitive features are not subscribed but are available for use. The subscribers are charged per usage. The following features are available as usage-sensitive:</p> <ul style="list-style-type: none"> • AR (automatic recall) • AC (automatic callback) • USTWC (three-way calling) <p>CHAR(1): Y/N (Default = Y).</p> <p>Y—Usage-sensitive features are allowed.</p> <p>N—Usage-sensitive features are not allowed.</p> |
| USE-GRP-DN (Release 4.5) | <p>Specifies whether a group billing DN is sent as the calling party number.</p> <p>CHAR(1): Y/N (Default = N).</p> <p>N—Propagates the calling party number to the terminating call leg.</p> <p>Y—Replaces the calling party number with the group DN (main subscriber DN).</p> |
| VMWI (Release 4.5) | <p>The Visual Message Waiting Indication. This indication is sent when a message waiting indicator (MWI) Notify is received from the voice-mail system.</p> <p>CHAR(1): Y/N (Default = Y).</p> |
| VOICE-MAIL-ID (Release 4.5) | <p>Foreign key: Application Server table. Specifies the default voice-mail id for all subscribers belonging to a subscriber profile.</p> <p>VARCHAR(16): 1–16 ASCII characters.</p> |
| ZIPCODE | <p>Subscriber's zip code.</p> <p>VARCHAR(10): 1–10 ASCII characters.</p> |

Subscriber Feature Data

The Subscriber Feature Data (subscriber-feature-data) table specifies subscriber-specific feature data. It also specifies if a feature is active—and if active, it also provides additional data as required. See [Table 5-3](#) for the valid combinations of FNAME, TYPE and VALUE. See also [Appendix C, “Vertical Service Codes”](#) for other specific feature information.

Table Name: SUBSCRIBER-FEATURE-DATA

Table Containment Area: FSPTC

Command Types

Show, add, change, and delete

Examples

```
show subscriber-feature-data sub-id=wilmerwabash; fname=CFU;
add subscriber-feature-data sub-id=wilmerwabash; fname=CFU; type1= fdn1;
value1=9726712355;
change subscriber-feature-data sub-id=wilmerwabash; fname=CFNA; type2=to; value2=24;
delete subscriber-feature-data sub-id=wilmerwabash; fname=CFU; type= fdn1;
value1=9726712355;
```



Note

Deleting a subscriber does not automatically delete any DN2Subscriber table entries for that subscriber. Any DN2Subscriber table entries must be manually deleted after deleting a subscriber.

Usage Guidelines

Primary Key Token(s): sub-id, fname

Foreign Key Token(s): sub-id, fname

Foreign Key Token(s): voice-mail-id (Release 4.5)

Add Rules: Both type/value tokens are required as a pair. See [Table 5-3](#) for more information.

Change Rules: Both type/value tokens are required as a pair. See [Table 5-3](#) for more information.

Delete Rules: None.



Note

Only certain type selections are permitted based on fname. The value fields are dependent on the type field.

Other Rules:

- FDN1 cannot be provisioned for the MDN feature from this table. FDN1 (DN1) is retrieved from the Subscriber table.
- As of Release 4.2, use [Table B-1 “List of Features”](#) to determine the correct tokens to provision features. For example, when provisioning CFU to allow forwarding to international numbers, you must provision TYPE3 and VALUE3.

| | | |
|--------------------|----------|--|
| Syntax Description | * SUB-ID | Primary key. Foreign key: Subscriber table. ID from Subscriber table. It must match an ID in the Subscriber table. VARCHAR(30): 1–30 ASCII characters. |
| | * FNAME | Primary key. Foreign key: Feature table. Feature name. VARCHAR(8): 1–8 ASCII characters. Permitted values are: AC—Usage-sensitive automatic callback ACR—Anonymous call rejection feature AR—Usage-sensitive automatic recall BLV—Busy line verification CFB—Call forwarding busy CFNA—Call forwarding no answer CFU—Call forwarding unconditional COT—Usage-sensitive customer originated trace DND—Do not disturb DNH—DN hunt DRCW—Distinctive ringing Note The DRCW feature is only for playing a distinctive ringing or distinctive call-waiting tone, and does not affect the activation of the call-waiting features (CW, CWD, or CIDCW). A subscriber must have CW, CWD, or CIDCW provisioned and activated in order to receive call-waiting treatment. HOTLINE—Hot line MDN—Multiple directory numbers (teen service) NSA—No Solicitation Announcement (Release 4.5) NSA_ACT—No Solicitation Announcement Activation (Release 4.5) OCB—Outgoing call barring PM—Privacy Manager (Release 4.5) RACF—Remote activation of call forwarding SCA—Selective call acceptance SCF—Selective call forwarding SCR—Selective call rejection USTWC—Usage-sensitive three-way calling VM—Voice Mail (Release 4.5) VMU—Voice Mail Unconditional (Release 4.5) WARMLINE—Warm line |

| | |
|--------------|--|
| ACTIVE | <p>Specifies if the sub-id is activated.</p> <p>CHAR(1): Y/N or T (Default = N).</p> <p>Y—Sub-id is activated.</p> <p>N—Sub-id is not activated.</p> <p>T—Indicates feature is active during the times specified in the Time of Day Schedule. See Subscriber Time of Day Schedule (Release 4.5).</p> |
| AUTO-REFRESH | <p>Specifies whether to display cached data on the screen. Valid only for the show command.</p> <p>CHAR(1): Y/N (Default = Y).</p> <p>Y—Queries the database for the most current data.</p> <p>N—Queries the database for the most current data only if the cached data is unavailable.</p> |
| DISPLAY | <p>Specifies what token information to display on the screen. Valid only for the show command.</p> <p>VARCHAR(1024): 1–1024 (Default = all tokens are displayed). Permitted values are any valid token that can be shown for this command. Multiple tokens can be entered by separating with a comma.</p> |
| LIMIT | <p>Specifies the number of rows to display on the screen. Valid only for the show command.</p> <p>INTEGER: 1–100000000 (Default = 100000000).</p> <p>Note The actual maximum number of rows displayed is currently lower than 100000000 due to software limitations.</p> |
| ORDER | <p>Specifies whether to display data on the screen in a sorted order. Valid only for the show command.</p> <p>VARCHAR(1024): 1–1024 (Default = all rows are displayed). Permitted values are any valid token that can be shown for this command. Multiple tokens can be entered by separating with a comma.</p> |
| START-ROW | <p>Specifies to begin displaying data on the screen at a specific row. Valid only for the show command.</p> <p>INTEGER: 1–100000000 (Default = 1).</p> |

| | |
|--------------|--|
| TYPE (1...4) | <p>Defines the type of feature data. Up to four type/value pairs can be assigned to a feature.</p> <p>For Remote Activation of Call Forwarding (RACF):</p> <ul style="list-style-type: none"> • New subscriber—If a subscriber is new, and is allowed to change the password, both the PIN value and the PINTYPE must be entered. Set the PIN first, then qualify as NEWPIN with the PINTYPE value. • Subscriber group—If the PIN is shared among a group (for example, CTX), a PIN is not entered. Set the value PINTYPE as AUTHCODE. This prevents an individual subscriber in the group from changing the PIN. Do not set a PIN for a subscriber group. <p>VARCHAR(7): 1–7 ASCII characters. Permitted values are:</p> <ul style="list-style-type: none"> • COUNT—Used for OCB to keep track of the number of consecutive activation, or deactivation, failures. • DENIED—Denies usage-sensitive features (USTWC, COT, AC, AR) and Busy Line Verification (BLV) to a subscriber. • FDN1—Feature-specific DN. Used if fname = CFU, CFB, CFNA, SCF, SCA, MDN, HOTLINE or WARMLINE. • FDN2—Feature-specific DN. Used if fname = CFB, CFNA, MDN. • FDN3—Feature-specific DN. Used if fname = MDN. • FWD—Forward indicator. Used if fname = SCA. If type = FWD, and value = Y, the calls that do not match the SCA screening list are forwarded, else they are given rejection announcement. • INTL—Used with call forwarding to indicate if call forwarding to international numbers are allowed. • K-VALUE—K-value is used by the OCB feature. • MCF (Multiple call forwarding)—Used if fname = CFU, CFB, CFNA, SCF, SCA. • PASSWD—Password. Used if fname = OCB. • PIN—Used if fname = RACF or NSA_ACT. The value is the initial PIN number of the subscriber assigned by the service provider. • PINTYPE—Used if fname = RACF or NSA_ACT. • RR—Ring reminder. Used if fname = CFU. A short ring given when a call is forwarded. It informs the user that call forwarding is active and all calls are forwarded. • TIME—Timestamp. Used by the OCB feature to track the first failure attempt to activate, or deactivate, the OCB, or if the feature is locked out, to track the time at which the lockout period began. • TO—Timeout. Used if fname = CFNA and no FDN2. Number of seconds to ring phone before forwarding. Six seconds is equivalent to one ring. |
| VALUE[1..4] | <p>Defines the value associated with data type defined in TYPE1.</p> <p>VARCHAR(26): 1–26 ASCII characters.</p> |

Table 5-3 identifies the valid combinations of FNAME, TYPE (1, 2, 3 or 4) and VALUE (1, 2, 3 or 4).



Note

FDN1 cannot be provisioned. FDN1 (DN1) is automatically provisioned from the Subscriber table.

Table 5-3 Feature Data Provisioning Rules Tokens

| FNAME | Type | Value | Description |
|----------------|--------|-----------------|---|
| BLV | DENIED | Y/N | Indicates if BLV request can be performed on the line. |
| CFB | FDN1 | DIGITS | Required if CFB is active. Forward to DN if a busy condition is encountered. FDN1 applies to both POTS and Centrex subscribers. FDN2 applies to only Centrex subscribers. If both FDN1 and FDN2 are assigned, FDN1 is used as the <i>forward to number for DID calls</i> while FDN2 is used as the <i>forward to number for all intercom calls</i> . If Centrex, FDN1/FDN2 can be either POTS or an intercom number. |
| | FDN2 | DIGITS | Optional parameter for Centrex subscribers (see FDN1 above). Cannot be changed using handset provisioning. |
| | INTL | Y/N | Specifies if international call forwarding is allowed. |
| | MCF | Y/N | Specifies if multiple call forwarding is allowed. |
| CFNA | FDN1 | DIGITS | Required if CFNA is active. Forward to DN if a no answer condition is encountered. FDN1 applies to both POTS and Centrex subscribers. FDN2 applies to only Centrex subscribers. If both FDN1 and FDN2 are assigned, FDN1 is used as the <i>forward to number for DID calls</i> while FDN2 is used as the <i>forward to number for all intercom calls</i> . If Centrex, FDN1/FDN2 can be either POTS or an intercom number. |
| | FDN2 | DIGITS | Optional parameter for Centrex subscribers (see FDN1 above). CFNA cannot be changed using handset provisioning. |
| | INTL | Y/N | Specifies if international call forwarding is allowed. |
| | MCF | Y/N | Specifies if multiple call forwarding is allowed. |
| | TO | TIME IN SECONDS | TimeOut (TO) parameter—Optional for CFNA feature. If not specified, TO defaults to whatever value was specified in the Feature table. TimeOut—The number of seconds to ring a phone before forwarding. Six seconds is equivalent to one ring. Note Only four tokens are allowed per record, so only four of these five tokens can be applied to the CFNA feature |
| CFU | FDN1 | DIGITS | Required if CFU is active. Forward to DN. If Centrex, the FDN1 can be either POTS or an intercom number. |
| | INTL | Y/N | Specifies if international call forwarding is allowed. |
| | MCF | Y/N | Specifies if multiple call forwarding is allowed. |
| | RR | Y/N | Ring reminder (optional). A ring reminder is a short ring a user is given when a call is being forwarded. It tells the user that call forwarding is active on the line and all calls are being forwarded. |
| COT | DENIED | Y/N | Indicates if usage-sensitive COT request is allowed from the line. |
| DNH (Not used) | FDN1 | DIGITS | Next hunt DN. |
| HOTLINE | FDN1 | DIGITS | Hotline Number |

Table 5-3 Feature Data Provisioning Rules Tokens (continued)

| FNAME | Type | Value | Description |
|------------|------------|------------|--|
| MDN | TYPE=FDN1 | DIGITS | Up to three DN's can be assigned for the MDN feature. The ring types and call waiting tones are available based on the type. If type=FDN1, ring type 1 and call waiting tone type 1 is given. If type=FDN2, ring type 1 and call waiting tone type 2 is given. If type=FDN3, ring type 1 and call waiting tone type 3 is given. Note Dashes are not allowed when entering a DN during MDN feature data provisioning. FDN1 cannot be provisioned, changed, or be null. |
| | TYPE2=FDN2 | | |
| | TYPE3=FDN3 | | |
| | | | |
| OCB | K-VALUE | 1, 2, or 3 | K value can be 1, 2, or 3. |
| | PASSWD | DIGITS | 4–8 digits for a PASSWD value. |
| | COUNT | INTEGER | Number of consecutive failure attempts to activate or deactivate OCB. Once the COUNT value reaches the threshold, the time value is updated to the time of the last failure attempt. The OCB activation or deactivation is now locked out for the duration of the lockout period. |
| | TIME | INTEGER | Time of first failure attempt at OCB activation or deactivation—or the time of the last failure attempt at OCB activation or deactivation once the fail count threshold is reached. |
| RACF | PINTYPE | STRING | VALUE1 can be one of the following: NEWPIN—Indicates a new or reset PIN. A pin change is required before the RACF can be accessed. PIN—Actual PIN value is stored in TYPE2. AUTHCODE—Use the authcode feature. |
| | PIN | DIGITS | PIN number. |
| | FDN1 | DIGITS | Required if FWD=YES. |
| | FWD | Y/N | SCA treatment—forward calls or provide rejection announcement. Y—Forward calls. N—Provide rejection announcement. |
| USTWC | DENIED | Y/N | Indicates if USTWC request is allowed from the line. |
| VMA | VMDN | DIGITS | Voice-mail access (VMA). |
| (Not used) | | | VMDN—Voice-mail DN. If Centrex, the VMDN can be either POTS or an intercom number. |
| WARMLINE | FDN1 | DIGITS | Warmline number. |

Subscriber Profile

The Subscriber Profile (subscriber-profile) table groups properties that are shared by a group of subscribers. For example, a Centrex group consisting of several subscribers can share a subscriber-profile. Because a Call Agent consists of several point of presences (POPs), and POP is one of the tokens in the subscriber profile, POP-specific subscriber profiles must be created.

Table Name: SUBSCRIBER-PROFILE

Table Containment Area: Call Agent, FSPOTS

Command Types

Show, add, change, and delete

Examples

```
show subscriber-profile id=NorthDallas;
add subscriber-profile id=NorthDallas; dial-plan-id=dp1; local-pfx1-opt=rq;
toll-pfx1-opt=nr;
change subscriber-profile id=NorthDallas; pop-id=dallaspop; ea-use-pic1=y;
delete subscriber-profile id=NorthDallas;
```

Usage Guidelines

Primary Key Token(s): id

Foreign Key Token(s): dial-plan-id, pop-id, cos-restrict-id, digit-map-id, qos-id, service-id, lsa-id

Foreign Key Token(s): policy-server-id, privacy-manager-id, voice-mail-id (Release 4.5)

Add Rules: None.

Change Rules: None.

Delete Rules: None.

Syntax Description

| | |
|-------------------------------|--|
| * ID | Primary key. Subscriber profile ID. VARCHAR(16): 1–16 ASCII characters. |
| * DIAL-PLAN-ID | Foreign key: Dial Plan Profile table. ID number assigned to subscriber in the Dial Plan Profile table. VARCHAR(16): 1–16 ASCII characters. |
| * POP-ID | Foreign key: Point of Presence table. Point of presence (POP) ID. Used during call processing to perform digit collection, analysis, and screening. VARCHAR(16): 1–16 ASCII characters. |
| AUTO-REFRESH | Specifies whether to display cached data on the screen. Valid only for the show command. CHAR(1): Y/N (Default = Y). Y—Queries the database for the most current data. N—Queries the database for the most current data only if the cached data is unavailable. |
| COS-RESTRICT-ID (Not used) | Foreign key: COS Restrict table. Class of service restriction ID. VARCHAR(16): 1–16 ASCII characters. |
| DIGIT-MAP-ID | Foreign key: Digit Map table. ID number assigned to subscriber in the Digit Map table. VARCHAR(16): 1–16 ASCII characters. |

| | |
|----------------------------------|---|
| DISPLAY | <p>Specifies what token information to display on the screen. Valid only for the show command.</p> <p>VARCHAR(1024): 1–1024 (Default = all tokens are displayed). Permitted values are any valid token that can be shown for this command. Multiple tokens can be entered by separating with a comma.</p> |
| EA-USE-PIC1 | <p>Specifies treatment of interLATA calls from presubscribed lines for equal access. If the ea-use-pic1 flag is set to N, the call is routed to the local exchange carrier (LEC) operations support systems (OSS).</p> <p>CHAR(1): Y/N (Default = Y).</p> <p>Y—Route to PIC1.</p> <p>N—Route to LEC OSS.</p> |
| INTERLATA-PFX1-OPT (Release 4.5) | <p>Specifies the prefix options for an interLATA call.</p> <p>VARCHAR(3): 1–3 ASCII characters (Default = RQ). Permitted values are:</p> <p>RQ (Default)—Prefix 1 required.</p> <p>NR—Prefix 1 not required.</p> <p>OPT—Prefix 1 is optional (ok to dial).</p> |
| LIMIT | <p>Specifies the number of rows to display on the screen. Valid only for the show command.</p> <p>INTEGER: 1–100000000 (Default = 100000000).</p> <p>Note The actual maximum number of rows displayed is currently lower than 100000000 due to software limitations.</p> |
| LOCAL-PFX1-OPT | <p>Prefix options for a local call.</p> <p>VARCHAR(3): 1–3 ASCII characters. Permitted values are:</p> <p>NR (Default)—Prefix 1 is not required.</p> <p>RQ—Prefix 1 is required.</p> <p>OPT—Prefix 1 is optional (OK to dial).</p> |
| LSA-ID | <p>Foreign key: LSA Profile table. Default local service area for the POP. Must match a valid ID in the LSA Profile table.</p> <p>VARCHAR(16): 1–16 ASCII characters.</p> |
| OLI | <p>Originating line information.</p> <p>SMALLINT: 0–99 (Default = 0).</p> |
| ORDER | <p>Specifies whether to display data on the screen in a sorted order. Valid only for the show command.</p> <p>VARCHAR(1024): 1–1024 (Default = all rows are displayed). Permitted values are any valid token that can be shown for this command. Multiple tokens can be entered by separating with a comma.</p> |
| POLICY-SERVER-ID (Release 4.5) | <p>Foreign key: Aggregation table. Specifies the policy server to use for calls requiring Quality of Service using the PacketCable Multimedia model.</p> <p>VARCHAR(16): 1–16 ASCII characters.</p> |
| PRIVACY-MANAGER-ID (Release 4.5) | <p>Foreign key: Application Server table. Specifies the default privacy manager id for all subscribers belonging to the subscriber profile.</p> <p>VARCHAR(16): 1–16 ASCII characters.</p> |

| | |
|--------------------------------|---|
| QOS-ID | Foreign key: QoS table. Specifies whether to use QOS index for codec selection. VARCHAR(16): 1–16 ASCII characters. |
| REGION | Specifies the default region assigned to all subscribers in this subscriber profile. Region is used when region-based policy routing is required. This token is used when no region can be determined from the Region Profile table. VARCHAR(16): 1–16 ASCII characters. |
| SERVICE-ID | Foreign key: Service table. Specifies the default service ID assigned to the subscriber profile. All subscribers defined within the Subscriber Profile inherit the same service ID. VARCHAR(16): 1–16 ASCII characters. |
| START-ROW | Specifies to begin displaying data on the screen at a specific row. Valid only for the show command. INTEGER: 1–100000000 (Default = 1). |
| TOLL-PFX1-OPT | Toll prefix options. Specifies whether dialing prefix 1 for 500, 900, toll and toll free calls is required. As of Release 4.5.1 MR1, if prefix 1 is required and not dialed, an announcement is played. VARCHAR(3): 1–3 ASCII characters (Default = RQ). Permitted values are: RQ (Default)—Prefix 1 required. NR—Prefix 1 not required. OPT—Prefix 1 is optional (OK to dial). |
| VOICE-MAIL-ID (Release 4.5) | Foreign key: Application Server table. Specifies the default voice-mail id for all subscribers belonging to the subscriber profile. VARCHAR(16): 1–16 ASCII characters. |

Subscriber Service Profile

The Subscriber Service Profile (subscriber-service-profile) table links services to subscribers.

Table Name: SUBSCRIBER-SERVICE-PROFILE

Table Containment Area: Call Agent, FSPOTS

Command Types

Show, add, change, and delete

Examples

```
show subscriber-service-profile sub-id=wilmerwabash; service-id=basic;
add subscriber-service-profile sub-id=wilmerwabash; service-id=basic;
change subscriber-service-profile sub-id=wilmerwabash; service-id=basic;
delete subscriber-service-profile sub-id=wilmerwabash; service-id=basic;
```

Usage Guidelines

Primary Key Token(s): sub-id, service-id

Foreign Key Token(s): sub-id, service-id

Add Rules: None.

Change Rules: None.

Delete Rules: None.

| | | |
|---------------------------|--------------|--|
| Syntax Description | * SUB-ID | Primary key. Foreign key: Subscriber table. ID of the subscriber, as assigned in the Subscriber table. Must match the ID in the Subscriber table. VARCHAR(30): 1–30 ASCII characters. |
| | * SERVICE-ID | Primary key. Foreign key: Service table. ID number assigned by the service provider to this subscriber service. The number of service-ids that can be assigned to a sub-id is limited to 50. VARCHAR(16): 1–16 ASCII characters. |
| | AUTO-REFRESH | Specifies whether to display cached data on the screen. Valid only for the show command. CHAR(1): Y/N (Default = Y). Y—Queries the database for the most current data. N—Queries the database for the most current data only if the cached data is unavailable. |
| | DISPLAY | Specifies what token information to display on the screen. Valid only for the show command. VARCHAR(1024): 1–1024 (Default = all tokens are displayed). Permitted values are any valid token that can be shown for this command. Multiple tokens can be entered by separating with a comma. |
| | LIMIT | Specifies the number of rows to display on the screen. Valid only for the show command. INTEGER: 1–100000000 (Default = 100000000). Note The actual maximum number of rows displayed is currently lower than 100000000 due to software limitations. |
| | ORDER | Specifies whether to display data on the screen in a sorted order. Valid only for the show command. VARCHAR(1024): 1–1024 (Default = all rows are displayed). Permitted values are any valid token that can be shown for this command. Multiple tokens can be entered by separating with a comma. |
| | START-ROW | Specifies to begin displaying data on the screen at a specific row. Valid only for the show command. INTEGER: 1–100000000 (Default = 1). |

Subscriber Time of Day Schedule (Release 4.5)

The Subscriber Time of Day Schedule (subscriber-tod-schedule) activates certain features on a Time of Day (TOD) schedule. The feature activation is based on the TOD schedule and is based on the following values, in order of preference (highest preference to lowest):

- day of week

- time of day

**Note**

The Subscriber Time of Day Schedule is available only for the no solicitation announcement (NSA) feature in Releases 4.5 and 4.5.1.

Table Name: SUBSCRIBER-TOD-SCHEDULE

Table Containment Area: FSPTC, FSAIN

Command Types

Show, add, change, and delete

Examples

```
show subscriber-tod-schedule sub-id=sub1;
add subscriber-tod-schedule sub-id=sub1; fname=NSA; begin-dow=MON;
end-dow=FRI; begin-tod=07:00; end-tod=17:00;
change subscriber-tod-schedule sub-id=sub1; fname=NSA;
delete subscriber-tod-schedule sub-id=sub1; fname=NSA;
```

Usage Guidelines

Primary Key Token(s): id

Add Rules: END-TOD must be greater than BEGIN-TOD

Change Rules: END-TOD must be greater than BEGIN-TOD

Delete Rules: None.

Syntax Description

| | |
|--------------|--|
| * SUB-ID | Primary key. Foreign key: Subscriber table. Id from Subscriber table. VARCHAR(30): 1–30 ASCII characters. |
| * FNAME | Primary key. Foreign key: Feature table. Feature name. VARCHAR(16): 1–16 ASCII characters. |
| AUTO-REFRESH | Specifies whether to display cached data on the screen. Valid only for the show command. CHAR(1): Y/N (Default = Y). Y—Queries the database for the most current data. N—Queries the database for the most current data only if the cached data is unavailable. |

| | |
|-----------|---|
| BEGIN-DOW | <p>Specifies the day of week that this policy begins (day of week provisioning). Begin-dow and end-dow define a range of days.</p> <p>VARCHAR(3): 1–3 ASCII characters (Default = SUN). Permitted values are:</p> <p>SUN (Default)</p> <p>MON</p> <p>TUE</p> <p>WED</p> <p>THU</p> <p>FRI</p> <p>SAT</p> |
| BEGIN-TOD | <p>Specifies the time in hours and minutes (24-hour clock) that this policy begins (time of day provisioning). If the Cisco BTS 10200 Softswitch and the subscriber are not in the same time zone, the system interprets the time-of-day settings based on the time-zone of the POP of the subscriber.</p> <p>VARCHAR(5): HH:MM (Default = 00:00)</p> |
| DISPLAY | <p>Specifies what token information to display on the screen. Valid only for the show command.</p> <p>VARCHAR(1024): 1–1024 (Default = all tokens are displayed). Permitted values are any valid token that can be shown for this command. Multiple tokens can be entered by separating with a comma.</p> |
| END-DOW | <p>Specifies the day of week that this policy ends. begin-dow and end-dow define a range of days.</p> <p>VARCHAR(3): 1–3 ASCII characters (Default = SAT). Permitted values are:</p> <p>SUN</p> <p>MON</p> <p>TUE</p> <p>WED</p> <p>THU</p> <p>FRI</p> <p>SAT (Default)</p> |
| END-TOD | <p>Specifies the time in hours and minutes (24-hour clock) that this policy ends (times of day provisioning).</p> <p>VARCHAR(5): HH:MM (Default = 23:59).</p> |
| LIMIT | <p>Specifies the number of rows to display on the screen. Valid only for the show command.</p> <p>INTEGER: 1–100000000 (Default = 100000000).</p> <p>Note The actual maximum number of rows displayed is currently lower than 100000000 due to software limitations.</p> |

| | |
|-----------|---|
| ORDER | <p>Specifies whether to display data on the screen in a sorted order. Valid only for the show command.</p> <p>VARCHAR(1024): 1–1024 (Default = all rows are displayed). Permitted values are any valid token that can be shown for this command. Multiple tokens can be entered by separating with a comma.</p> |
| START-ROW | <p>Specifies to begin displaying data on the screen at a specific row. Valid only for the show command.</p> <p>INTEGER: 1–100000000 (Default = 1).</p> |



CHAPTER 6

ISDN Provisioning

Revised: July 24, 2009, OL-3743-42

This chapter describes the Integrated Services Digital Network (ISDN) Provisioning commands and their associated tables.



Note

In this chapter, an asterisk preceding a token name means the token is mandatory. A token without an asterisk is optional.

Backhaul Set

The Backhaul Set (backhaul-set) table defines an entity for IP communication between a Call Agent and a media gateway for ISDN signaling. It is used to group entries in the [Reliable User Datagram Protocol Backhaul Session](#) table.

Table Name: BACKHAUL-SET

Table Containment Area: Call Agent

Command Types

Show, add, change, and delete

Examples

```
show backhaul-set set-id=backset1;
add backhaul-set set-id=isdn1; mgw-id=mgw_isdn; set-name=set1;
change backhaul-set set-id=isdn1; set-name=set3;
delete backhaul-set set-id=isdn1;
```

Usage Guidelines

Primary Key Token(s): set-id

Foreign Key Token(s): mgw-id

Add Rules: None.

Change: Control trunk groups using this set to admin-oos.




Delete Rules: Foreign key constraints.


**Note**

If using these commands after a system upgrade, use the mgw-id as the set-id. There is one entry for each ISDN media gateway. The hard code set-name = ISDN1.

Syntax Description

| | |
|--------------|--|
| * SET-ID | Primary key. Specifies the entity to use for ISDN communication. Unique name for the Call Agent. VARCHAR(16): 1–16 ASCII characters. |
| * MGW-ID | Foreign key: Media Gateway table. The media gateway ID. VARCHAR(32): 1–32 ASCII characters. |
| * SET-NAME | Unique name for the gateway (see H.323 Gateway to Gatekeeper, page 7-18 , for group information). VARCHAR(16): 1–16 ASCII characters. |
| AUTO-REFRESH | Specifies whether to display cached data on the screen. Valid only for the show command. CHAR(1): Y/N (Default = Y). Y—Queries the database for the most current data. N—Queries the database for the most current data only if the cached data is unavailable. |
| DISPLAY | Specifies what token information to display on the screen. Valid only for the show command. VARCHAR(1024): 1–1024 (Default = all tokens are displayed). Permitted values are any valid token that can be shown for this command. Multiple tokens can be entered by separating with a comma. |
| LIMIT | Specifies the number of rows to display on the screen. Valid only for the show command. INTEGER: 1–100000000 (Default = 100000000). Note The actual maximum number of rows displayed is currently lower than 100000000 due to software limitations. |
| ORDER | Specifies whether to display data on the screen in a sorted order. Valid only for the show command. VARCHAR(1024): 1–1024 (Default = all rows are displayed). Permitted values are any valid token that can be shown for this command. Multiple tokens can be entered by separating with a comma. |

| | |
|-------------------------|---|
| SIG-TOS- LOWDELAY | <p>Specifies whether to set low delay. Low delay refers to the waiting time, or latency involved in sending and receiving a packet. You can set various options on the TCP socket to tune or optimize for certain performance parameters.</p> <p>CHAR(1): Y/N (Default = N).</p> <p>Y—Set low delay to 1.</p> <p>N—Set low delay to 0.</p> <div data-bbox="670 495 1520 667">  <p>Caution Cisco does not recommend using any value other than the specified default. Changing this value from its default may significantly impact network performance. Contact Cisco TAC for further information.</p> </div> |
| SIG-TOS- PRECEDENCE | <p>Specifies the designation assigned to a phone call by the caller to indicate the relative urgency (and thus the order of handling) of a call. It also sends an indication to the called party of the order in which the call is answered.</p> <p>VARCHAR(16): 1–16 ASCII characters. Permitted values are:</p> <p>CRITICAL (=5)—Default</p> <p>NETCONTROL (=7)</p> <p>INTERNETCONTROL (=6)</p> <p>FLASHOVERRIDE (=4)</p> <p>FLASH (=3)</p> <p>IMMEDIATE (=2)</p> <p>PRIORITY (=1)</p> <p>ROUTINE (=0)</p> <div data-bbox="670 1205 1520 1377">  <p>Caution Cisco does not recommend using any value other than the specified default. Changing this value from its default may significantly impact network performance. Contact Cisco TAC for further information.</p> </div> |
| SIG-TOS- RELIABILITY | <p>Specifies whether to set reliability. Reliability refers to the dependability of packet delivery.</p> <p>CHAR(1): Y/N (Default = N).</p> <p>Y—Set reliability to 1.</p> <p>N—Set reliability to 0.</p> <div data-bbox="670 1608 1520 1780">  <p>Caution Cisco does not recommend using any value other than the specified default. Changing this value from its default may significantly impact network performance. Contact Cisco TAC for further information.</p> </div> |

| | |
|---|---|
| SIG-TOS-SUPP | Specifies whether to send TOS information, because not all gateways support the TOS parameter. CHAR(1): Y/N (Default = N). |
| SIG-TOS-THROUGHPUT | Specifies whether to set throughput. Throughput refers to the actual amount of useful and nonredundant information that is transmitted or processed. CHAR(1): Y/N (Default = N). Y—Set throughput to 1. N—Set throughput to 0. |
|  Caution Cisco does not recommend using any value other than the specified default. Changing this value from its default may significantly impact network performance. Contact Cisco TAC for further information. | |
| START-ROW | Specifies to begin displaying data on the screen at a specific row. Valid only for the show command. INTEGER: 1–100000000 (Default = 1). |

ISDN B-Channel

The ISDN B-Channel (isdn-bchan) table specifies which interface a B channel is on. This table is not provisionable. It is created and populated when ISDN trunks are provisioned.

Table Name: ISDN-BCHAN

Command Types

Show

Examples

```
show isdn-bchan
```

Usage Guidelines

Primary Key Token(s): bchan, intf, tgn-id
Foreign Key Token(s): intf, tgn-id, trunk-id

Syntax Description

| | |
|--------------|---|
| * BCHAN | Primary key. The B-channel number for ISDN PRI. INTEGER: 1–24. |
| AUTO-REFRESH | Specifies whether to display cached data on the screen. CHAR(1): Y/N (Default = Y). Y—Queries the database for the most current data. N—Queries the database for the most current data only if the cached data is unavailable. |

| | |
|-----------------------------|---|
| DISPLAY | Specifies what token information to display on the screen. VARCHAR(1024): 1–1024 (Default = all tokens are displayed). Permitted values are any valid token that can be shown for this command. Multiple tokens can be entered by separating with a comma. |
| INTF | Primary key. Foreign key: ISDN Interface table. Interface number. INTEGER: 0–31 (Default = 0). |
| LIMIT | Specifies the number of rows to display on the screen. INTEGER: 1–100000000 (Default = 100000000). Note The actual maximum number of rows displayed is currently lower than 100000000 due to software limitations. |
| ORDER | Specifies whether to display data on the screen in a sorted order. VARCHAR(1024): 1–1024 (Default = all rows are displayed). Permitted values are any valid token that can be shown for this command. Multiple tokens can be entered by separating with a comma. |
| START-ROW | Specifies to begin displaying data on the screen at a specific row. INTEGER: 1–100000000 (Default = 1). |
| TGN-ID (or TG) | Primary key. Foreign key: Trunk Group table. Identifies the trunk group ID. This field can also be specified using tg instead of a tgn-id. INTEGER: 1–999999999. |
| TRUNK-ID (System generated) | Foreign key: Trunk table. Identifies the trunk ID. Constructed from the CIC start and CIC end tokens. INTEGER. |

ISDN D-Channel

The ISDN D-Channel (isdn-dchan) table is used to provision ISDN D channels on trunk groups.

Table Name: ISDN-DCHAN

Table Containment Area: Call Agent

Command Types

Show, add, change, and delete

Examples

```
show isdn-dchan tgn-id=1;
add isdn-dchan tgn-id=1; dchan-type=primary; dchan-slot=0; dchan-port=4; dchan-intf=0;
add isdn-dchan tgn-id=1; dchan-type=backup; dchan-slot=0; dchan-port=4; dchan-intf=8;
add isdn-dchan tgn-id=1; dchan-type=backup; dchan-port=4;
change isdn-dchan tgn-id=1; dchan-type=primary; dchan-format=SLOT-SUBSLOT-PORT;
dchan-slot=0; dchan-port=1; dchan-subslot=1; dchan-intf=0;
delete isdn-dchan tgn-id=1; dchan-type=backup;
```

Usage Guidelines

Primary Key Token(s): tg, dchan-type, tgn-id

Foreign Key Token(s): tgn-id, set-id, dchan-intf

Unique Key Token(s): set-id, dchan-slot, dchan-port

**Note**

Set-id, slot, and port are used as primary keys to find a record. That is why the primary and backup are different records.

Add Rules:

- No backup if nfas=n in isdn-tg-profile.
- Intf=0; if nfas=n in isdn-tg-profile.
- Cannot create a backup D channel without a primary.
- The chan-intf number cannot be the same for primary and backup (same trunk group number), such as:

```
uk on tg and dchan-intf;
```

- Tgn-id+dchan-intf is a foreign key to the isdn-intf table.
- Set-id must be the same for primary and backup.

Delete Rules: Trunk-grp must be in admin-oos state.

Syntax Description

| | |
|--------------------|--|
| * TGN-ID (or * TG) | Primary key. Foreign key: Trunk Group table. Identifies the trunk group ID. This field can also be provisioned using tg instead of a tgn-id. The EMS looks up the tgn-id based on the trunk group and then provisions it. INTEGER: 1–99999999. |
| * SET-ID | Unique key. Foreign key: Backhaul Set table. Specifies which backhaul-set-to-gateway to use for communication. Must match a set-id in the Backhaul Set table. VARCHAR(16): 1–16 ASCII characters. |
| * DCHAN-SLOT | Unique key. D-channel slot (board) number at the gateway. Required for ISDN trunk group (see the MGW vendor's documentation). Do not confuse with Time Slot. SMALLINT: 0–255. Note Cisco recommends using 0 for this token. When 0 is used, The Cisco BTS 10200 Softswitch will automatically select whatever slot is not used as the B-channel as the D-channel. |
| * DCHAN-PORT | Unique key. D-channel port (T1/DS1 span on the board) number. Required for ISDN Trunk Group. SMALLINT: 0–255. Use 0–3 for the Cisco AS5300. <i>Port</i> is 0, 1, 2, 3. The leftmost T1 is 0. The rightmost T1 is 3. SMALLINT: 0–32768. Use 0–3 for the Cisco AS5350. <i>Port</i> is 0, 1, 2, 3. The leftmost T1 is 0. The rightmost T1 is 3. (Release 4.4.0) Note When interfacing with a voice switch service module (VXSM), the Cisco BTS 10200 Softswitch sets the slot to 0 if the port is greater than 255. |

| | |
|--------------------------------|--|
| AUTO-REFRESH | <p>Specifies whether to display cached data on the screen. Valid only for the show command.</p> <p>CHAR(1): Y/N (Default = Y).</p> <p>Y—Queries the database for the most current data.</p> <p>N—Queries the database for the most current data only if the cached data is unavailable.</p> |
| DCHAN-FORMAT (Release 4.5) | <p>Specifies how to encode a channel id in the backhaul message.</p> <p>VARCHAR(16): 1–16 ASCII characters. Permitted values are:</p> <p>PORT—Include only the dchan-port in the channel id.</p> <p>SLOT-PORT (DEFAULT)—Include both the dchan-slot and dchan-port in the channel id.</p> <p>SLOT-SUBSLOT-PORT—Include the slot, subslot, and port number in the channel id.</p> |
| DCHAN-INTF | <p>Foreign key: the tgn-id+dchan-intf is the foreign key to the ISDN Interface table. The default interface number is 0 for the primary D channel, but can be any number for the backup D channel.</p> <p>SMALLINT: 0–31 (Default = 0).</p> |
| DCHAN-SUBSLOT (Release 4.5) | <p>Specifies the D-channel subslot. Valid only if dchan-format=slot-subslot-port.</p> <p>INTEGER: 0–7 (Default = 0).</p> |
| DCHAN-TYPE | <p>Primary key. Specifies whether the D-channel type is primary or backup.</p> <p>VARCHAR(7): 1–7 ASCII characters. Permitted values are:</p> <p>PRIMARY (Default)—First D channel set to provide signaling.</p> <p>BACKUP—Reserve D channel. Use for nonfacility associated signaling (NFAS) only.</p> |
| DISPLAY | <p>Specifies what token information to display on the screen. Valid only for the show command.</p> <p>VARCHAR(1024): 1–1024 (Default = all tokens are displayed). Permitted values are any valid token that can be shown for this command. Multiple tokens can be entered by separating with a comma.</p> |
| LIMIT | <p>Specifies the number of rows to display on the screen. Valid only for the show command.</p> <p>INTEGER: 1–100000000 (Default = 100000000).</p> <p>Note The actual maximum number of rows displayed is currently lower than 100000000 due to software limitations.</p> |
| ORDER | <p>Specifies whether to display data on the screen in a sorted order. Valid only for the show command.</p> <p>VARCHAR(1024): 1–1024 (Default = all rows are displayed). Permitted values are any valid token that can be shown for this command. Multiple tokens can be entered by separating with a comma.</p> |
| START-ROW | <p>Specifies to begin displaying data on the screen at a specific row. Valid only for the show command.</p> <p>INTEGER: 1–100000000 (Default = 1).</p> |

ISDN Interface

The ISDN Interface (isdn-intf) table defines the number of T1s per primary rate interface (PRI). This table is provisioned before the Trunk table. The number of entries for a trunk group is dependent on whether it is nonfacility associated signaling (NFAS) and facility associated signaling (FAS). FAS trunk groups have only one entry in this table, and with an INTF value of zero (0). NFAS trunk groups have multiple entries in this table; one for each T1.

Table Name: ISDN-INTF

Table Containment Area: EMS, CA

Command Types

Show, add, and delete

Examples

```
show isdn-intf;
add isdn-intf tgn-id=1; intf=3;
delete isdn-intf tgn-id=1; intf=3;
```

Usage Guidelines

Primary Key Token(s): tgn-id; intf

Foreign Key Token(s): tgn-id

Add Rules: intf = 0, if nfas = n (non-zero intf is not allowed if nfas=n).

Delete Rules: tg+intf is not used in any trunk or isdn-dchan tables.

Syntax Description

| | |
|-------------------------------------|--|
| * TGN-ID (or * TG) | Primary key. Foreign key: Trunk Group table. Identifies the trunk group ID. This field can also be provisioned using tg instead of a tgn-id. The EMS looks up the tgn-id based on the trunk group and then provisions it. INTEGER: 1–999999999. |
| * INTF (Mandatory in Release 4.5.1) | Primary key. Specifies which T1 on the PRI to use. INTEGER: 0–31 (Default = 0). |
| AUTO-REFRESH | Specifies whether to display cached data on the screen. Valid only for the show command. CHAR(1): Y/N (Default = Y). Y—Queries the database for the most current data. N—Queries the database for the most current data only if the cached data is unavailable. |
| DISPLAY | Specifies what token information to display on the screen. Valid only for the show command. VARCHAR(1024): 1–1024 (Default = all tokens are displayed). Permitted values are any valid token that can be shown for this command. Multiple tokens can be entered by separating with a comma. |

| | |
|-----------|---|
| LIMIT | <p>Specifies the number of rows to display on the screen. Valid only for the show command.</p> <p>INTEGER: 1–100000000 (Default = 100000000).</p> <p>Note The actual maximum number of rows displayed is currently lower than 100000000 due to software limitations.</p> |
| ORDER | <p>Specifies whether to display data on the screen in a sorted order. Valid only for the show command.</p> <p>VARCHAR(1024): 1–1024 (Default = all rows are displayed). Permitted values are any valid token that can be shown for this command. Multiple tokens can be entered by separating with a comma.</p> |
| START-ROW | <p>Specifies to begin displaying data on the screen at a specific row. Valid only for the show command.</p> <p>INTEGER: 1–100000000 (Default = 1).</p> |

ISDN Trunk Group Profile

The ISDN Trunk Group Profile (isdn-tg-profile) table holds common information regarding an ISDN trunk group. This table is used to configure the Cisco BTS 10200 Softswitch to interact with various types of private branch exchanges (PBXs) having different configurations (such as NFAS, FAS, and so forth), initialization procedures (service or restart), or supporting different call control or maintenance timer values. The isdn-tg-profile record can be shared by multiple ISDN trunk groups. The table tokens configure the Call Agent to communicate with a particular PBX.

Table Name: ISDN-TG-PROFILE

Table Containment Area: Call Agent

Command Types

Show, add, change, and delete

Examples

```
show isdn-tg-profile id=dallas1;
add isdn-tg-profile id=dallas1; type=swv-us-ni2-pri;
change isdn-tg-profile id=dallas1;
delete isdn-tg-profile id=dallas1;
```

Usage Guidelines

Primary Key Token(s): id

Add Rules: None.

Change Rules: None.

Delete Rules: ID cannot exist in any trunk-grp::tg-profile-id where tg-type=isdn.

Other Rules:

- playtone=Y is allowed only if inband-info=Y
- T310 must be greater than T303
- proprietary-supp token must be set to 8 when provisioning NI2, DMS, 4ESS or 5ESS. (Release 4.4.0)

- send-group-dn token sends the main billing-dn for emergency calls that originate on the same trunk.
- Release 4.4.x:
 - if an ISDN PBX has the main-sub-id provisioned with send-group-dn=Y, send-bdn-for-emg=N, send-bdn-as-cpn=N, and it is an EMG call, then the DN1 of the main-sub-id is sent as the calling party number.
 - if an ISDN PBX has the main-sub-id provisioned with send-group-dn=Y, send-bdn-for-emg=Y, send-bdn-as-cpn=N, and it is an EMG call, then the billing-dn of the main-sub-id is sent as the calling party number.
 - if an ISDN PBX has the main-sub-id provisioned with send-group-dn=N, send-bdn-for-emg=N, send-bdn-as-cpn=N, and it is an EMG call, then the DN1 of the individual subscriber is sent as the calling party number.
 - if an ISDN PBX has the main-sub-id provisioned with send-group-dn=N, send-bdn-for-emg=Y, send-bdn-as-cpn=N, and it is an EMG call, then the billing-dn of the individual subscriber is sent as the calling party number.
- Release 4.5
 - if an ISDN PBX has the main-sub-id provisioned with send-bdn-for-emg=N, send-bdn-as-cpn=N, and it is an EMG call, then the DN1 of the main-sub-id is sent as the calling party number. The system does not check the provisioned value for send-group-dn.
 - if an ISDN PBX has the main-sub-id provisioned with send-bdn-for-emg=Y, send-bdn-as-cpn=N, and it is an EMG call, then the billing-dn of the main-sub-id is sent as the calling party number. The system does not check the provisioned value for send-group-dn.

Syntax Description

| | |
|----------------|---|
| * ID | <p>Primary key. Unique ID for this trunk group profile. Assigned by service provider.</p> <p>VARCHAR(16): 1–16 ASCII characters.</p> |
| AUTO-REFRESH | <p>Specifies whether to display cached data on the screen. Valid only for the show command.</p> <p>CHAR(1): Y/N (Default = Y).</p> <p>Y—Queries the database for the most current data.</p> <p>N—Queries the database for the most current data only if the cached data is unavailable.</p> |
| BCHAN-NEG-SUPP | <p>Specifies whether B-channel negotiation is supported. The B-channel availability procedure can be turned on or off using the isdn-service-supp token.</p> <p>CHAR(1): Y/N (Default = N).</p> <p>N—The PBX will not perform the B-channel negotiation procedure.</p> <p>Y—The PBX will perform the B-channel negotiation procedure.</p> |
| CHRG-NUM-SUPP | <p>Specifies whether a calling party number is transported with a charge number, if available.</p> <p>CHAR(1): Y/N (Default = N).</p> <p>N—Calling party number IE is transported as is.</p> <p>Y—Calling party number IE is populated with a charge number if available.</p> |

| | |
|--|--|
| CNAME-SUPP | <p>Specifies how the calling name parameter is conveyed to an ISDN PBX. The main subscriber must be subscribed to the calling name feature.</p> <p>VARCHAR(16): 1–16 ASCII characters. Permitted values are:</p> <p>PROTOCOL (Default)—Calling, or Connected, name is supported as specified by the switch type configured in the trunk group profile.</p> <p>RAW-DISP—Calling, or Connected, name is carried in a raw display IE.</p> |
| CUT-THRU-BEFORE-ANSWER | <p>Used to cut through a both-way voice path on the first backward message.</p> <p>CHAR(1): Y/N (Default = N).</p> |
| DESCRIPTION (EMS-only field) | <p>Described by the service provider.</p> <p>VARCHAR(64): 1–64 ASCII characters.</p> |
| DISP-IE-CODESET | <p>Determines the codeset in which a display IE is sent out in any message.</p> <p>SMALLINT: 0–7 numeric characters (Default = 0).</p> |
| DISP-IE-SUPP | <p>Specifies whether the display information element (IE) is supported.</p> <p>CHAR(1): Y/N (Default = Y).</p> <p>Y—Display IE is supported on the trunk group.</p> <p>N—Display IE is not supported on the trunk group.</p> |
| DISPLAY | <p>Specifies what token information to display on the screen. Valid only for the show command.</p> <p>VARCHAR(1024): 1–1024 (Default = all tokens are displayed). Permitted values are any valid token that can be shown for this command. Multiple tokens can be entered by separating with a comma.</p> |
| FACIL-IE-CODESET | <p>Determines the codeset in which a facility IE is sent out in any message other than a facility message.</p> <p>SMALLINT: 0–7 numeric characters (Default = 0).</p> |
| FACIL-IE-SUPP | <p>Specifies whether facility IE is supported.</p> <p>CHAR(1): Y/N (Default = N).</p> <p>Y—Facility IE is supported on the trunk group.</p> <p>N—Facility IE is not supported on the trunk group.</p> |
| FLIP-CHAN-EXT-BIT | <p>Specifies whether the channel ID octet carrying the channel number has the most significant bit set or coded as zero.</p> <p>CHAR(1): Y/N (Default = N).</p> <p>N—The channel ID octet carrying the channel number has the most significant bit set.</p> <p>Y—The channel ID octet carrying the channel number has the most significant bit coded as zero.</p> |
| GENDIGIT-IE-CODESET (Release 4.4.0) | <p>Determines what codeset a Generic Digits IE is sent out in. On the receiving side, the Cisco BTS 10200 Softswitch can accept any codeset.</p> <p>SMALLINT: 0–7 (Default = 6).</p> |

| | |
|---|--|
| GENDIGIT-IE-SUPP (Release 4.4.0) | <p>Specifies whether sending of Generic Digits IE is supported on this trunk group.</p> <p>CHAR(1): Y/N (Default = N).</p> <p>Note Only supported if type=swv-dms-pri.</p> |
| GENDIGIT-TOD- INFODIGIT (Release 4.4.0) | <p>Specifies the type of digit for sending Info Digits in a Generic Digits IE.</p> <p>SMALLINT: 0–31 (Default = 4).</p> <p>Note Used only when gendigit-ie-supp=Y.</p> <p>If this token is configured as 31, sending of Info Digits is disabled on the outgoing trunk group.</p> |
| INBAND-INFO | <p>Specifies whether to send a release, or provide a tone or announcement.</p> <p>CHAR(1): Y/N (Default = N).</p> <p>Y—Provide announcement or tone locally.</p> <p>N—Send release if not a specialized announcement.</p> |
| INTERFACE-TYPE | <p>Interface type. Specifies whether the Call Agent is operating as the network side or the user side.</p> <p>VARCHAR(7): 1–7 ASCII characters. Permitted values are:</p> <p>NETWORK (Default)—Call Agent operates as a network.</p> <p>USER (Release 4.4.0)—Call Agent operates as a PBX.</p> <p>SYMMETRIC (Not used) (Release 4.4.0)</p> |
| ISDN-FAREND-INIT | <p>Specifies whether the PBX sends restart/service messages to bring B channels in-service.</p> <p>CHAR(1): Y/N (Default = N).</p> <p>N—Call Agent performs the initialization (rest oral) procedure, and sends restart and service messages.</p> <p>Y—Call Agent sets B channels to remote block and waits for the remote PBX to send restart and service messages.</p> |
| ISDN-QUERY-SUPP | <p>Specifies whether to query if a PBX supports sending an appropriate status back on receiving a status inquiry.</p> <p>CHAR(1): Y/N (Default = N).</p> <p>N—Call Agent does not initiate a status inquiry (audit) procedure for every active call.</p> <p>Y—Call Agent initiates a status inquiry (audit) procedure for every active call.</p> |
| ISDN-RESTART- CHAN-SUPP | <p>Specifies whether restart (initialization) on a channel basis is supported.</p> <p>CHAR(1): Y/N (Default = Y).</p> <p>N—Not supported. Call Agent does not send a single restart message for an individual channel (restart class 0).</p> <p>Y—Supported. Call Agent sends a single restart message for an individual channel (restart class 0).</p> |

| | |
|---------------------------------------|---|
| ISDN-RESTART- INTERFACE-SUPP | <p>Specifies if restart (initialization) on interface is supported for a particular PBX.</p> <p>CHAR(1): Y/N (Default = Y).</p> <p>Y—Supported. The Call Agent sends a restart message for all interfaces (restart class 6).</p> <p>N—The PBX does not support restart messaging for all interfaces (restart class 6) and the Call Agent will not send the message “restart all interfaces.”</p> |
| ISDN-RESTART-PRI- SUPP | <p>Specifies if restart (initialization) on PRI is supported for a particular PBX. Used for NFAS.</p> <p>CHAR(1): Y/N (Default = N).</p> <p>N—Supported. The Call Agent sends a restart message for all interfaces (restart class 7).</p> <p>Y—The PBX does not support restart messaging for all interfaces (restart class 7) and the Call Agent will not send the message <i>restart all interface</i>.</p> |
| ISDN-SERVICE-SUPP | <p>Specifies if a far-end PBX supports receiving service message.</p> <p>CHAR(1): Y/N (Default = Y).</p> <p>N—The PBX supports service messages (B-channel availability)</p> <p>Y—The PBX does not support service messages (B-channel availability); the Call Agent sends a single service message for an individual channel.</p> |
| IW-SPEC | <p>Specifies the interworking specification supported by the PBX. TR-NWT-444 is only partially implemented in this release.</p> <p>VARCHAR(16): 1–16 ASCII characters. Permitted values are:</p> <p>T1-609 (Default)—The PBX supports the T1-609 specification.</p> <p>TR-NWT-444—The PBX supports the Bellcore TR-NWT-444 specification.</p> |
| LIMIT | <p>Specifies the number of rows to display on the screen. Valid only for the show command.</p> <p>INTEGER: 1–100000000 (Default = 100000000).</p> <p>Note The actual maximum number of rows displayed is currently lower than 100000000 due to software limitations.</p> |
| MAX-RESTART- COUNT (Release 4.4.0) | <p>Limits the number of ISDN restarts sent by the Cisco BTS 10200 Softswitch, in case the peer switch does not respond with a RESTART ACK.</p> <p>SMALLINT: 0–7 (Default = 3).</p> |
| MAX-SERVICE- COUNT (Release 4.4.0) | <p>Limits the number of ISDN service messages sent by the Cisco BTS 10200 Softswitch, in case the peer switch does not respond with a SERVICE ACK.</p> <p>SMALLINT: 0–7 (Default = 3).</p> |
| NFAS-SUPP | <p>Specifies if nonfacility associated signaling (NFAS) is supported.</p> <p>CHAR(1): Y/N (Default = N).</p> <p>N—The configuration in use is not NFAS. Only a single interface is configured.</p> <p>Y—The configuration in use is NFAS. The number of interfaces controlled by the D channel is more than one.</p> |

| | |
|--|--|
| ORDER | <p>Specifies whether to display data on the screen in a sorted order. Valid only for the show command.</p> <p>VARCHAR(1024): 1–1024 (Default = all rows are displayed). Permitted values are any valid token that can be shown for this command. Multiple tokens can be entered by separating with a comma.</p> |
| OVERLAP-RECEIVING-SUPP (Release 4.4.0) | <p>Specifies whether overlap receiving procedures are supported on the trunk group.</p> <p>CHAR(1): Y/N (Default = N).</p> |
| OVERLAP-SENDING-SUPP (Release 4.4.0) | <p>Specifies whether overlap sending procedures are supported on the trunk group.</p> <p>CHAR(1): Y/N (Default = N).</p> |
| PROPRIETARY-SUPP | <p>Used to deal with proprietary issues encountered in the field. This is a generic 8-bit field. Any usage of the field is a candidate for a token in the next release explicitly defined to deal with the discovered proprietary issue.</p> <p>SMALLINT: 0–255 numeric characters (Default = 0). Permitted values for Release 4.4 and higher are:</p> <ul style="list-style-type: none"> 1—Disables sending status messages except in response to a Status Enquiry message. 3—Trunk is set to the TRANS state due to a Restart Timer expiration after a Restart message is sent the maximum number of times. 4—Trunk is set to the TRANS state due to a Restart Timer expiration after a Restart message is sent the maximum number of times. 5—Disables sending a Calling Party IE when presentation is restricted. 6—Passes a NOA transparently. Indicates whether to change the NOA to “unknown” or use the NOA as received when a SETUP is received with the called party number as 0+ or 1+. (Release 4.5.1) 8—Disables sending a Suspend or Resume indication in a Notify message. If the NI2 variant is used, this value must be set. 16—Disables sending a Calling Party IE when presentation is restricted. <p>Note These values can be combined together. For example, to use the NI2 variant and disable sending a Calling Party IE when presentation is restricted, then set the value of this token to 24 (8 + 16 = 24).</p> |
| SEND-GROUP-DN | <p>Specifies whether a group DN is sent for billing the call instead of sending an individual billing DN.</p> <p>CHAR(1): Y/N (Default = N).</p> <p>Y—Puts the main-sub DN1 in the billing chargenumber field and populates the orignumber field with the subscriber DID. For EMG calls that originate on the trunk, the DN1 in the main-sub id is sent as the calling party number.</p> <p>N—Send individual DN for billing.</p> |
| START-ROW | <p>Specifies to begin displaying data on the screen at a specific row. Valid only for the show command.</p> <p>INTEGER: 1–100000000 (Default = 1).</p> |

| | |
|--|---|
| T-301 (ALERTING) | Alert Timer. The layer 3 parameter, T301, is the maximum time the stored program control switching system (SPCS) waits for a connect message after receiving an alerting message from the called user equipment. SMALLINT: 180–420 seconds (Default = 300). |
| T-302 (OVERLAPPED SENDING) (Release 4.4.0) | Overlapped Sending Timer. Upon receipt of a setup message, the network starts timer T302, sends a setup acknowledge message to the user, and enters the overlap sending state. The network restarts timer T302 on receipt of every information message not containing a sending complete indication. SMALLINT: 10–15 seconds (Default = 10). |
| T-303 (SETUP RETRY) | Setup Retry Timer. Not provisionable. The layer 3 parameter, T303, is the maximum time the SPCS waits for a response to the setup message sent to the user equipment. SMALLINT: 1–4 seconds (Default = 4). |
| T-304 (OVERLAPPED RECEIVING) (Release 4.4.0) | Overlapped Receiving Timer. The layer 3 parameter T034, is the maximum time, in seconds, the SPCS waits for any additional dialed digits. SMALLINT: 2–60 (Default = 20). |
| T-305 (DISCONNECT) | Disconnect Timer. The layer 3 parameter, T305, is the maximum time the SPCS waits for a response to the disconnect message sent to the user equipment. SMALLINT: 2–60 seconds (Default = 30). |
| T-306 | Specifies the maximum time, in seconds, the SPCS waits for a RElease message while applying inband tones. SMALLINT: 2–60 (Default = 60). SMALLINT: 2–150 (Default = 60). (Release 4.5.1) |
| T-307 (Release 4.4.0) (Not used) | Suspend timer. The layer 3 parameter T307, is the maximum time, in minutes, that the SPCS waits for a RESUME message. SMALLINT: 1–10 (Default = 3). |
| T-308 (RELEASE) | Release Timer. The layer 3 parameter, T308, is the maximum time the SPCS waits for a response to the disconnect message sent to the user equipment. SMALLINT: 2–10 seconds (Default = 4). |
| T-309 (DL FAILURE) | DL Failure Timer. The layer 3 parameter, T309, is started when the SPCS detects a data link malfunction during an active call. SMALLINT: 10–90 seconds (Default = 90). |
| T-310 (CALL PROCEEDING) | Incoming Call Proceeding Timer. The layer 3 parameter, T310, is the maximum time the SPCS waits for another response after receiving a call proceeding message from the user equipment. SMALLINT: 10–30 seconds (Default = 10). |
| T-316 (RESTART) | Restart Timer. The layer 3 parameter, T316, is the maximum time the SPCS waits for a reset acknowledge response to a restart message. SMALLINT: 10–120 seconds (Default = 30). |
| T-321 | This timer is used in D-channel backup to allow a timeout after sending a service message to bring a particular D channel to in-service (active) state. SMALLINT: 10–40 seconds (Default = 20). |

| | |
|---|---|
| T-322 (STATUS ENQ) | Status Enquiry Timer. The layer 3 parameter, T322, is the maximum time the SPCS waits for a response to a status enquiry sent to the user equipment. SMALLINT: 2–10 seconds (Default = 4). |
| T-323 | Service Timer. The layer 3 parameter, T323, is the maximum time the SPCS waits for a service acknowledge message in response to a service message. SMALLINT: 30–120 seconds (Default = 30). |
| TYPE | ISDN type. VARCHAR(16): 1–16 ASCII characters. Permitted values are: SWV-US-NI2-PRI (Default)—Complies to Telecordia SR-4994. SWV-4ESS SWV-5ESS-PRI SWV-DMS-PRI SWV-ETSI-PRI (Release 4.4.0) SWV-Q931-PRI (Release 4.4.0) SWV-VNX-PRI (Not used) (Release 4.4.0) SWV-AUS-PRI (Not used) (Release 4.4.0) SWV-QSIG-PRI (Not used) (Release 4.4.0) SWV-DPNSS-PRI (Not used) (Release 4.4.0) |
| USE-GRP-DN (Obsolete in Release 4.5) | Specifies whether a group billing DN is sent as the calling party number. CHAR(1): Y/N (Default = N). N—Propagates the calling party number to the terminating call leg. Y—Replaces the calling party number with the group DN (main subscriber DN). |

Reliable User Datagram Protocol Backhaul Session

The Reliable User Datagram Protocol (RUDP) Backhaul Session (rudp-backhaul-session) table specifies the IP connections between a media gateway and the Call Agent for ISDN call processing.

Table Name: RUDP-BACKHAUL-SESSION

Table Containment Area: Call Agent

Command Types

Show, add, change, and delete

Examples

```
show rudp-backhaul-session set-id=isdnl;
add rudp-backhaul-session set-id=backset1; group-name=group1; session-name=session1;
mgw-tsap-addr=10.89.227.200; mgw-backhaul-port=9000; call-agent-tsap-addr=10.89.225.223;
call-agent-backhaul-port=9000;
change rudp-backhaul-session set-id=backset1; group-name=group1; session-name=session1;
call-agent-backhaul-port=17777;
delete rudp-backhaul-session set-id=isdnl;
```

Usage Guidelines

Primary Key Token(s): set-id, group-name, session-name

Foreign Key Token(s): set-id

Add Rules: None.

Change: Control trunk groups using this set to admin-oos.

Delete Rules:

- Foreign key: constraints
- Allowed only if the media gateway supports ISDN.

(Release 4.5.1) For medium configurations, if configuring 2000 D-channels, changes to the RUDP retransmission timeout value configured in the gateway can adversely affect link recovery times. Lost calls can occur on switchover. The retransmit timer value must be above 1000 in order to maintain all active calls during switchover. For example:

```
group group1 timer retransmit 2000
group group2 timer retransmit 2000
```

Syntax Description

| | |
|----------------------------|---|
| * SET-ID | Primary key. Foreign key: Backhaul Set table. Specifies which backhaul set to gateway to use for communication. Must match a set-id in the Backhaul Set table. VARCHAR(16): 1–16 ASCII characters. |
| * CALL-AGENT-BACKHAUL-PORT | Specifies the Call Agent port connected to the MGW backhaul port. Only applicable if the MGW supports ISDN. SMALLINT: 1–65536. |
| * CALL-AGENT-TSAP-ADDR | DNS or IP address of the Call Agent. Domain names cannot begin with a number. VARCHAR(64): 1–64 ASCII characters. |

| | |
|---------------------|--|
| * GROUP-NAME | Primary key. Name for a collection of sessions. VARCHAR(16): 1–16 ASCII characters. |
| * MGW-BACKHAUL-PORT | Media gateway port number is used to backhaul ISDN signaling. Used only if the MGW supports ISDN. SMALLINT: 1–65535. |
| * MGW-TSAP-ADDR | DNS or IP address of the media gateway. Domain names cannot begin with a number. VARCHAR(64): 1–64 ASCII characters. |
| * SESSION-NAME | Primary key. Name of the connection between a media gateway and the Call Agent. Usually specified as Session1, Session2, Session3, and Session4. VARCHAR(16): 1–16 ASCII characters. |
| AUTO-REFRESH | Specifies whether to display cached data on the screen. Valid only for the show command. CHAR(1): Y/N (Default = Y). Y—Queries the database for the most current data. N—Queries the database for the most current data only if the cached data is unavailable. |
| DISPLAY | Specifies what token information to display on the screen. Valid only for the show command. VARCHAR(1024): 1–1024 (Default = all tokens are displayed). Permitted values are any valid token that can be shown for this command. Multiple tokens can be entered by separating with a comma. |
| LIMIT | Specifies the number of rows to display on the screen. Valid only for the show command. INTEGER: 1–100000000 (Default = 100000000). Note The actual maximum number of rows displayed is currently lower than 100000000 due to software limitations. |
| ORDER | Specifies whether to display data on the screen in a sorted order. Valid only for the show command. VARCHAR(1024): 1–1024 (Default = all rows are displayed). Permitted values are any valid token that can be shown for this command. Multiple tokens can be entered by separating with a comma. |
| START-ROW | Specifies to begin displaying data on the screen at a specific row. Valid only for the show command. INTEGER: 1–100000000 (Default = 1). |



CHAPTER 7

Tandem Provisioning

Revised: July 24, 2009, OL-3743-42

This chapter describes the Call Agent Tandem Provisioning commands and their associated tables.



Note

In this chapter, an asterisk preceding a token name means the token is mandatory. A token without an asterisk is optional.

Automatic Number Identification

The Automatic Number Identification (ANI) table is used for the ANI screening feature. The table keeps track of allowed/blocked status ANI. If the ANI status is blocked, the call is not allowed.

Table Name: ANI

Table Containment Area: FSPTC

Command Types

Show, add, change, and delete

Examples

```
show ani id=972-671-2355;  
add ani id=972-671-2355;  
change ani id=972-671-2355; active=N;  
delete ani id=972-671-2355;
```

Usage Guidelines

Primary Key Token(s): id

Foreign Key Token(s): cos-restrict-id

Add Rules: None.

Change Rules: None.

Delete Rules: None.

Other: Impacts Split-NPA.

| | | |
|--------------------|-----------------|--|
| Syntax Description | * ID | Primary key. ANI of the calling party. VARCHAR(14): 1–14 numeric characters in the format NDC-EC-DN. |
| | ACTIVE | Indicates status of ANI. CHAR(1): Y/N (Default = Y). Y—Active N—Blocked |
| | AUTO-REFRESH | Specifies whether to display cached data on the screen. Valid only for the show command. CHAR(1): Y/N (Default = Y). Y—Queries the database for the most current data. N—Queries the database for the most current data only if the cached data is unavailable. |
| | COS-RESTRICT-ID | Foreign key: COS Restrict table. Use the cos-restrict-id assigned to the ANI if present, else use the cos-restrict-id assigned to the ANI profile. VARCHAR(16): 1–16 ASCII characters. |
| | DISPLAY | Specifies what token information to display on the screen. Valid only for the show command. VARCHAR(1024): 1–1024 (Default = all tokens are displayed). Permitted values are any valid token that can be shown for this command. Multiple tokens can be entered by separating with a comma. |
| | LIMIT | Specifies the number of rows to display on the screen. Valid only for the show command. INTEGER: 1–100000000 (Default = 100000000). Note The actual maximum number of rows displayed is currently lower than 100000000 due to software limitations. |
| | ORDER | Specifies whether to display data on the screen in a sorted order. Valid only for the show command. VARCHAR(1024): 1–1024 (Default = all rows are displayed). Permitted values are any valid token that can be shown for this command. Multiple tokens can be entered by separating with a comma. |
| | START-ROW | Specifies to begin displaying data on the screen at a specific row. Valid only for the show command. INTEGER: 1–100000000 (Default = 1). |

Automatic Number Identification Screening (Release 4.2)

The Automatic Number Identification (ANI) Screening (ani-screening) table performs ANI screening on calls received over a trunk group. Normally, ANI screening is performed on calls received from a PBX (ISDN, H.323, and SIP). This table allows performing ANI-based routing in addition to ANI screening. When a record is found that matches the incoming ANI, the subscriber ID associated with the record is used for further digit analysis and routing.

Table Name: ANI-SCREENING

Table Containment Area: Call Agent

Command Types

Show, add, change, and delete

Examples

```
show ani-screening id=xyz;
add ani-screening id=xyz; row-id=1; from-dn=972-222-1100; to-dn=972-222-1199;
main-sub-id=sub1;
change ani-screening id=xyz; row-id=1; to-dn=972-222-1299;
delete ani-screening id=xyz; row-id=1;
```

Usage Guidelines

Primary Key Token(s): id, row-id

Foreign Key Token(s): id

Add Rules:

- String lengths must match.
- From-dn must be less than or equal to the to-dn.
- No overlapping DN range is allowed across the table for the same ani-screening-profile-id.

Change Rules: Same as add rules. Row-id is required.

Delete Rules: Row-id is required.

Syntax Description

| | |
|-----------|---|
| * ID | Primary key. Foreign key: ANI Screening Profile table. The ANI screening id. Must match the id in the ANI Screening Profile table. VARCHAR(16): 1–16 ASCII characters. |
| * ROW-ID | Primary key. Used to create multiple records against the same ani-screening-profile-id. When multiple records are assigned, the search is started with the lowest row-id value. INTEGER: 1–65535, automatically generated if not provisioned. Next ROW-ID value = MAX+1. |
| * FROM-DN | Lower range of DN. VARCHAR(14): 1–14 ASCII characters. |
| * TO-DN | Upper range of DN. VARCHAR(14): 1–14 ASCII characters. |

| | |
|-------------------|---|
| AUTO-REFRESH | <p>Specifies whether to display cached data on the screen. Valid only for the show command.</p> <p>CHAR(1): Y/N (Default = Y).</p> <p>Y—Queries the database for the most current data.</p> <p>N—Queries the database for the most current data only if the cached data is unavailable.</p> |
| DISPLAY | <p>Specifies what token information to display on the screen. Valid only for the show command.</p> <p>VARCHAR(1024): 1–1024 (Default = all tokens are displayed). Permitted values are any valid token that can be shown for this command. Multiple tokens can be entered by separating with a comma.</p> |
| LIMIT | <p>Specifies the number of rows to display on the screen. Valid only for the show command.</p> <p>INTEGER: 1–100000000 (Default = 100000000).</p> <p>Note The actual maximum number of rows displayed is currently lower than 100000000 due to software limitations.</p> |
| MAIN-SUB-ID | <p>Main subscriber id for a PBX. The ANI-based routing feature uses this subscriber id for routing purposes instead of using the DN2subscriber table.</p> <p>VARCHAR(30): 1–30 ASCII characters.</p> |
| ORDER | <p>Specifies whether to display data on the screen in a sorted order. Valid only for the show command.</p> <p>VARCHAR(1024): 1–1024 (Default = all rows are displayed). Permitted values are any valid token that can be shown for this command. Multiple tokens can be entered by separating with a comma.</p> |
| REGION (Not used) | <p>Specifies the region to use if a policy region is applied to calls using this screening id.</p> <p>VARCHAR(16): 1–16 ASCII characters.</p> |
| START-ROW | <p>Specifies to begin displaying data on the screen at a specific row. Valid only for the show command.</p> <p>INTEGER: 1–100000000 (Default = 1).</p> |

Automatic Number Identification Screening Profile (Release 4.2)

The Automatic Number Identification (ANI) Screening Profile (ani-screening-profile) table defines an id to perform ANI screening. The ID is assigned to a trunk group when ANI screening is required or when ANI-based routing is required for calls originating over a trunk group.

Table Name: ANI-SCREENING-PROFILE

Table Containment Area: EMS, CA

Command Types

Show, add, change, and delete

Examples

```
show ani-screening-profile;  
add ani-screening-profile id=xyz; description=This profile ID is used to validate  
subscribers belonging to XYZ enterprise;  
change ani-screening-profile id=xyz; description=This profile ID is used to validate ANIs  
belonging to XYZ enterprise clients;  
delete ani-screening-profile id=xyz;
```

Usage Guidelines

Primary Key Token(s): id

Add Rules: None.

Change Rules: None.

Delete Rules: None.

Syntax Description

| | |
|----------------------|--|
| * ID | Primary key. ANI screening profile id. VARCHAR(16): 1–16 ASCII characters. |
| ANI-SCREENING-ACTION | Specifies the type of ANI screening action. VARCHAR(16): 1–16 ASCII characters. Permitted values are: ALLOW (Default)—Use default trunk group routing if no match. REJECT—Reject Call if no match found in the ANI Screening table. |
| DESCRIPTION | Described by the service provider. VARCHAR(64): 1–64 ASCII characters. |
| AUTO-REFRESH | Specifies whether to display cached data on the screen. Valid only for the show command. CHAR(1): Y/N (Default = Y). Y—Queries the database for the most current data. N—Queries the database for the most current data only if the cached data is unavailable. |

| | |
|-----------|---|
| DISPLAY | <p>Specifies what token information to display on the screen. Valid only for the show command.</p> <p>VARCHAR(1024): 1–1024 (Default = all tokens are displayed). Permitted values are any valid token that can be shown for this command. Multiple tokens can be entered by separating with a comma.</p> |
| LIMIT | <p>Specifies the number of rows to display on the screen. Valid only for the show command.</p> <p>INTEGER: 1–100000000 (Default = 100000000).</p> <p>Note The actual maximum number of rows displayed is currently lower than 100000000 due to software limitations.</p> |
| ORDER | <p>Specifies whether to display data on the screen in a sorted order. Valid only for the show command.</p> <p>VARCHAR(1024): 1–1024 (Default = all rows are displayed). Permitted values are any valid token that can be shown for this command. Multiple tokens can be entered by separating with a comma.</p> |
| START-ROW | <p>Specifies to begin displaying data on the screen at a specific row. Valid only for the show command.</p> <p>INTEGER: 1–100000000 (Default = 1).</p> |

Cause Code Map

The Cause Code Map (cause-code-map) table processes cause codes received from an outgoing interface, and also when sending cause codes to a previous switch over an incoming interface. It also specifies why a call was released.

When used for an outgoing interface, this table serves the following purposes:

- Determines what action the Cisco BTS 10200 Softswitch takes for cause codes received over an outgoing interface.
- Maps received cause codes to normalized cause codes.

When used for an incoming interface, the table maps normalized cause codes to a cause code sent over the incoming interface. If no entry is found in the table, the Cisco BTS 10200 Softswitch uses the cause code as is.

Table Name: CAUSE-CODE-MAP

Table Containment Area: Call Agent

Command Types

Show, add, change, and delete

Examples

```
show cause-code-map id=ss7cca; recv-cause-code=31;
add cause-code-map id=ss7cca; recv-cause-code=31; std-cause-code=35; action=reattempt;
change cause-code-map id=ss7cca; recv-cause-code=31; action=redirect;
delete cause-code-map id=ss7cca; recv-cause-code=31;
```


Usage Guidelines

Primary Key Token(s): id, cause-code-type, recv-cause-code

Foreign Key Token(s): id


Add Rules: Foreign key constraints.

Change Rules: Foreign key constraints.

Delete Rules: Foreign key constraints.

Syntax Description

| | |
|----------|--|
| * ID | <p>Primary key. Foreign key: Cause Code Map Profile table. Indicates the cause code received on the outgoing leg.</p> <p>VARCHAR(16): 1–16 ASCII characters.</p> |
| * ACTION | <p>Identifies an action to perform when a given cause code is received on the outgoing leg.</p> <p>VARCHAR(16): 1–16 ASCII characters. Permitted values are:</p> <p>REATTEMPT—Reattempt the call by re-querying the gatekeeper.</p> <p>RELEASE (Default)—Release the call with the appropriate cause value.</p> <p>REDIRECT—Reroute the call by retranslating the redirecting number.</p> <p>ROUTE-ADVANCE—Route advance the call to the next trunk group in the route if a next trunk group exists.</p> |

| | |
|-------------------|--|
| * CAUSE-CODE-TYPE | <p>Primary key. Specifies the cause code type. The combination of cause code type and received cause code is used to map to a standard cause code. See the ITU-T Recommendation Q.850 for more information.</p> <p>VARCHAR(32): 1–32 ASCII characters. Permitted values are:</p> <p>ANSI-ISUP-BASE—ANSI ISUP Base Cause Codes</p> <p>ANSI-ISUP-GR317—ANSI ISUP GR317 Cause Codes</p> <p>GTD—GTD Cause Code</p> <p>H225—H225 Cause Code</p> <p>H323-RAS-ARJ—Admission Request Rejected (ARJ) Cause Code</p> <p>H323-RAS-BRJ—Bandwidth Request Rejected Cause Code</p> <p>ISDN-4ESS-PRI—ISDN 4ESS PRI Cause Code</p> <p>ISDN-5ESS-PRI—ISDN 5ESS PRI Cause Code</p> <p>ISDN-DMS-100—ISDN DMS 100 Cause Code</p> <p>ISDN-DMS-PRI—ISDN DMS PRI Cause Code</p> <p>ISDN-ITU-Q931-PRI—ISDN ITU Q931 PRI Cause Code</p> <p>ISDN-US-NI2-PRI—ISDN NI2 PRI Cause Code</p> <p>MGCP—MGCP Cause Codes</p> <p>Q761-ISUP-BASE—Q761 ISUP Base Cause Codes</p> <p>Q761-ISUP-CHINA—Q761 ISUP China Cause Codes</p> <p>SIP—SIP Cause Code</p> |
| | <p> Note For cause code mapping on ISDN trunk groups, set the cause-code-type as GTD. Note that other cause-code-type values are unusable for ISDN.</p> |
| * RECV-CAUSE-CODE | <p>Primary key. Indicates the received cause code.</p> <p>NUMERIC(4): 1–4 numeric digits.</p> |
| AUTO-REFRESH | <p>Specifies whether to display cached data on the screen. Valid only for the show command.</p> <p>CHAR(1): Y/N (Default = Y).</p> <p>Y—Queries the database for the most current data.</p> <p>N—Queries the database for the most current data only if the cached data is unavailable.</p> |
| DISPLAY | <p>Specifies what token information to display on the screen. Valid only for the show command.</p> <p>VARCHAR(1024): 1–1024 (Default = all tokens are displayed). Permitted values are any valid token that can be shown for this command. Multiple tokens can be entered by separating with a comma.</p> |

| | |
|----------------|---|
| LIMIT | <p>Specifies the number of rows to display on the screen. Valid only for the show command.</p> <p>INTEGER: 1–100000000 (Default = 100000000).</p> <p>Note The actual maximum number of rows displayed is currently lower than 100000000 due to software limitations.</p> |
| ORDER | <p>Specifies whether to display data on the screen in a sorted order. Valid only for the show command.</p> <p>VARCHAR(1024): 1–1024 (Default = all rows are displayed). Permitted values are any valid token that can be shown for this command. Multiple tokens can be entered by separating with a comma.</p> |
| START-ROW | <p>Specifies to begin displaying data on the screen at a specific row. Valid only for the show command.</p> <p>INTEGER: 1–100000000 (Default = 1).</p> |
| STD-CAUSE-CODE | <p>Represents the standard cause code based on the received cause code. As a default, this cause code value is used for call processing.</p> <p>NUMERIC(4): 1–4 numeric digits (Default = 34).</p> |

Cause Code Map Profile

The Cause Code Map Profile (cause-code-map-profile) table defines cause code map IDs, defines default mappings to a standard cause code (Q.850), and defines default actions to take. These IDs must be provisioned before provisioning either the Cause Code table or the Trunk Group table.

Table Name: CAUSE-CODE-MAP-PROFILE

Table Containment Area: Call Agent

Command Types

Show, add, change, and delete

Examples

```
show cause-code-map-profile id=ss7cc;
add cause-code-map-profile id=ss7cca; description=h323 cause code mapping table;
change cause-code-map-profile id=ss7cca; description=ss7 cause code mapping table used in
service provider X network;
delete cause-code-map-profile id=ss7cca;
```

Usage Guidelines

Primary Key Token(s): id

Add Rules: None.

Change Rules: None.

Delete Rules: None.

Syntax Description

| | |
|---------------------------------|--|
| * ID | Primary key. Defines the IDs used in the Cause Code Map table. VARCHAR(16): 1–16 ASCII characters. |
| DESCRIPTION (EMS-only field) | Described by the service provider. VARCHAR(64): 1–64 ASCII characters. |
| AUTO-REFRESH | Specifies whether to display cached data on the screen. Valid only for the show command. CHAR(1): Y/N (Default = Y). Y—Queries the database for the most current data. N—Queries the database for the most current data only if the cached data is unavailable. |
| DISPLAY | Specifies what token information to display on the screen. Valid only for the show command. VARCHAR(1024): 1–1024 (Default = all tokens are displayed). Permitted values are any valid token that can be shown for this command. Multiple tokens can be entered by separating with a comma. |

| | |
|-----------|---|
| LIMIT | <p>Specifies the number of rows to display on the screen. Valid only for the show command.</p> <p>INTEGER: 1–100000000 (Default = 100000000).</p> <p>Note The actual maximum number of rows displayed is currently lower than 100000000 due to software limitations.</p> |
| ORDER | <p>Specifies whether to display data on the screen in a sorted order. Valid only for the show command.</p> <p>VARCHAR(1024): 1–1024 (Default = all rows are displayed). Permitted values are any valid token that can be shown for this command. Multiple tokens can be entered by separating with a comma.</p> |
| START-ROW | <p>Specifies to begin displaying data on the screen at a specific row. Valid only for the show command.</p> <p>INTEGER: 1–100000000 (Default = 1).</p> |

H.323 Gateway

The H.323 Gateway (h323-gw) table defines the capabilities of each H.323 protocol gateway. There can be four instances of an H.323 gateway running on the Call Agent at any one time.

Table Name: H323-GW

Table Containment Area: Call Agent

Command Types

Show, add, change, and delete

Examples

```
show h323-gw id=gw1@cisco.com
add h323-gw id=gw1@cisco.com; gw-h225-port=11; tgn-id=23; password=00ABCFFF;
security-level=ENDPOINT
change h323-gw id=gw1@cisco.com; gw-h225-port=10
delete h323-gw id=gw1@cisco.com;
```

Usage Guidelines

Primary Key Token(s): id

Foreign Key Token(s): tgn-id, tech-prefix-group-id

Unique Key Token(s): annexe-udp-port

Add Rules:

- low-water-mark must be less than or equal to high-water-mark, which must be less than or equal to max-voip-calls.
- status=OOS.

Change Rules: low-water-mark must be less than or equal to high-water-mark, which must be less than or equal to max-voip-calls.

The following tokens can be changed only if status=OOS: password, annexe-suppl, annexe-udp-port, annexr-suppl.


Delete Rules: Foreign key constraints, status must be OOS.



**Note**


The Internet protocol type of signaling (IPTOS) tokens in the Syntax Description section allow setting various options on the TCP socket to tune, or optimize, certain performance parameters.

Syntax Description

| | |
|------------------------------|---|
| * ID | Primary key. Name of the H.323 gateway. VARCHAR(16): 1–16 ASCII characters. |
| * TGN-ID (or * TG) | Foreign key: Trunk Group table. The tgn-id is used to hand off a call from H323 to call processing. A call from an H.323 network is treated as a call from another softswitch. This field can also be provisioned by specifying the trunk group instead of a tgn-id. The EMS looks up the tgn-id based on the trunk group and then provisions it. INTEGER: 1–99999999. |
| * GW-H225-PORT | This port number is used for the H.225 (H.323 is an umbrella protocol and H.225 is used for signaling control) interface. This is the port the Call Agent H.323 gateway is listening on—TCP port. Any number of ports can be specified, but only four are used at any one time. INTEGER: 0–65535. |
| ANNEXE-RETRANSMIT-ATTEMPTS | Specifies how many times to resend a message to the remote entity before dropping the message. INTEGER: 1–10 (Default = 8). |
| ANNEXE-RETRANSMIT-MULTIPLIER | The multiplication factor of the previous retransmit interval used for subsequent Annex E packet retransmissions. INTEGER: 1–10 (Default = 2). |
| ANNEXE-RETRANSMIT-TIMER | Initial value of the retransmit timer. Determines whether to resend Annex E packets if an ack is not received. All subsequent retransmissions are based on an exponential back-off algorithm using the annexe-retransmit-multiplier token. INTEGER: 1–30000 in milliseconds (Default = 500). |
| ANNEXE-SUPP | Specifies whether the gateway instance supports Annex E. CHAR(1): Y/N (Default = Y). |
| ANNEXE-UDP-PORT | Unique key. Specifies what port will receive incoming Annex E messages. INTEGER: 0–65535. Should be unique for each h323-gw entry. |
| ANNEXR-SUPP (Not used) | Specifies whether Annex R Redundancy procedures are supported. CHAR(1): Y/N (Default = N) |
| AUTO-REFRESH | Specifies whether to display cached data on the screen. Valid only for the show command. CHAR(1): Y/N (Default = Y). Y—Queries the database for the most current data. N—Queries the database for the most current data only if the cached data is unavailable. |

| | |
|--|---|
| CALL-START-MODE | Specifies the call start mode for outgoing H.323 calls. |
| Note Obsolete in Release 4.2. Moved to the H.323 Trunk Group Profile and H.323 Terminal Profile tables. | VARCHAR(10): 1–10 ASCII characters. Permitted values are: FAST-START (Default) SLOW-START |
| CODEC-NEG-ATTEMPTS (Release 4.2) | Total number of retries to renegotiate the codec in the case of an asymmetric codec condition. Note Used only when the code-neg-supp field in the H.323 Trunk Group Profile table or H.323 Termination Profile table is set to Y. INTEGER: 0–10 (Default = 4). |
| CODEC-NEG-TIMER (Release 4.2) | The amount of time in milliseconds that the H.245 slave waits for the H245 master to reoriginate an OLC. Used when two H.323 endpoints in the call end up with an asymmetric codec condition (different codecs for the forward and reverse logical channels). Note Used only when the code-neg-supp field in the H.323 Trunk Group Profile table or H.323 Termination Profile table is set to Y. INTEGER: 1–30,000 (Default = 200). |
| DISPLAY | Specifies what token information to display on the screen. Valid only for the show command. VARCHAR(1024): 1–1024 (Default = all tokens are displayed). Permitted values are any valid token that can be shown for this command. Multiple tokens can be entered by separating with a comma. |
| HIGH-WATER-MARK | Tells the H.323 gatekeeper that the maximum capacity of this instance has been reached and to not send any more calls. INTEGER: 1–65535 (Default = 0). |
| IPTOS-SIG-LOWDELAY | Specifies whether to set low delay. Low delay refers to the waiting time, or latency involved in sending and receiving a packet. You can set various options on the TCP socket to tune or optimize for certain performance parameters. The TOS provides an indication of the abstract parameters of the quality of service desired. These parameters guide the selection of the actual service parameters when transmitting a datagram through a particular network. See RFC 1349, RFC 791, and RFC 795 for detailed information. CHAR(1): Y/N (Default = Y). Y—(1) Set to low delay. N—(0) Set to normal delay. |
|  Caution | Cisco does not recommend using any value other than the specified default. Changing this value from its default may significantly impact network performance. Contact Cisco TAC for further information. |

| | |
|---|--|
| IPTOS-SIG- PRECEDENCE | <p>Specifies the signaling precedence.</p> <p>VARCHAR(16): 1–16 ASCII characters. Permitted values are:</p> <p>NETCONTROL (=7)</p> <p>INTERNETCONTROL (=6)</p> <p>CRITICAL (=5)</p> <p>FLASHOVERRIDE (=4)</p> <p>FLASH (DEFAULT=3)</p> <p>IMMEDIATE (=2)</p> <p>PRIORITY (=1)</p> <p>ROUTINE (=0)</p> |
|  Caution | <p>Cisco does not recommend using any value other than the specified default. Changing this value from its default may significantly impact network performance. Contact Cisco TAC for further information.</p> |
| IPTOS-SIG- RELIABILITY | <p>Specifies whether to set reliability. Reliability refers to the dependability of packet delivery. The TOS provides an indication of the abstract parameters of the quality of service desired. These parameters guide the selection of the actual service parameters when transmitting a datagram through a particular network. See RFC 1349, RFC 791, and RFC 795 for detailed information.</p> <p>CHAR(1): Y/N (Default = N).</p> <p>Y—(1) Set to high reliability.</p> <p>N—(0) Set to normal reliability.</p> |
|  Caution | <p>Cisco does not recommend using any value other than the specified default. Changing this value from its default may significantly impact network performance. Contact Cisco TAC for further information.</p> |

| | |
|---|---|
| IPTOS-SIG-THROUGHPUT | <p>Specifies whether to set throughput. Throughput refers to the actual amount of useful and nonredundant information that is transmitted or processed. The relationship between what went in one end of the network and what came out the other is a measure of the efficiency of that communications network. Throughput is a function of bandwidth, error performance, congestion, and other factors. The TOS provides an indication of the abstract parameters of the quality of service desired. These parameters guide the selection of the actual service parameters when transmitting a datagram through a particular network. See RFC 1349, RFC 791, and RFC 795 for detailed information.</p> <p>CHAR(1): Y/N (Default = N).</p> <p>Y—(1) Set to high throughput.</p> <p>N—(0) Set to normal throughput.</p> <div data-bbox="665 682 1524 850">  <p>Caution Cisco does not recommend using any value other than the specified default. Changing this value from its default may significantly impact network performance. Contact Cisco TAC for further information.</p> </div> |
| IRR-BANDWIDTH-SUPP | <p>Specifies if information received response (IRR) bandwidth support is available.</p> <p>CHAR(1): Y/N (Default = N).</p> <p>Y—IRR bandwidth support is available.</p> <p>N—IRR bandwidth support is not available.</p> |
| LIMIT | <p>Specifies the number of rows to display on the screen. Valid only for the show command.</p> <p>INTEGER: 1–100000000 (Default = 100000000).</p> <p>Note The actual maximum number of rows displayed is currently lower than 100000000 due to software limitations.</p> |
| LOW-WATER-MARK | <p>Tells the H.323 gatekeeper that the lowest capacity of this instance has been reached and to start sending calls again.</p> <p>INTEGER: 1–65535 (Default = 0).</p> |
| MAX-VOIP-CALLS | <p>Maximum number of voice over IP calls allowed in this instance of the Call Agent.</p> <p>INTEGER: 1–65535 (Default = 65535).</p> |
| H245-TUNNELING | <p>Specifies whether H.245 tunneling is allowed. Tunneling allows using the Call Agent signaling channel for both connection and signaling control. Accelerates call setup time.</p> <p>VARCHAR(8): 1–8 ASCII characters. Permitted values are:</p> <p>DEFAULT—Default H245 tunneling operation.</p> <p>DISABLE—Disable H245 tunneling.</p> |
| <p>Note Obsolete in Release 4.2. Moved to the H.323 Trunk Group Profile and H.323 Terminal Profile tables.</p> | |

| | |
|----------------|--|
| OPER-STATUS | <p>Operational status of the gateway.</p> <p>VARCHAR(5): 1–5 ASCII characters. Permitted values are:</p> <p>NF (Default)—Nonfaulty.</p> <p>FA—Faulty.</p> |
| ORDER | <p>Specifies whether to display data on the screen in a sorted order. Valid only for the show command.</p> <p>VARCHAR(1024): 1–1024 (Default = all rows are displayed). Permitted values are any valid token that can be shown for this command. Multiple tokens can be entered by separating with a comma.</p> |
| PASSWORD | <p>Mandatory only if security=Y. Subscription password. This is configured in the gateway; can be changed without taking the gateway out of service.</p> <p>VARCHAR(16): 1–16 ASCII characters. The ASCII characters are limited to HEX characters only.</p> |
| SECURITY | <p>Indicates if H.323 security is enabled on the gateway.</p> <p>CHAR(1): Y/N (Default = Y).</p> |
| SECURITY-LEVEL | <p>Mandatory only if security=Y. Security level can be either on a Call Agent H.323 gateway endpoint, on all calls, or both.</p> <p>VARCHAR(12): 1–12 ASCII characters. Permitted values are:</p> <p>ENDPOINT—Specifies whether to validate all RAS messages sent by the gateway using the cryptoTokens that are generated based on the security password configured for the gateway.</p> <p>PER-CALL (Not used)—Specifies whether to validate only the admission messages from the H.323 endpoints to the gateway (admission request [ARQ] messages). The gateway prompts the user for an account number and personal identification number (PIN). These two numbers are sent from the endpoint and are used to authenticate the originator of the call.</p> <p>ALL—Not used.</p> |

| | |
|------------------------------------|---|
| SOURCE-BASED-ROUTING (Release 4.2) | <p>Used to perform source-based routing. The Cisco BTS 10200 Softswitch chooses either the incoming trunk-grp or the h323-term based on this token.</p> <p>When using any of the source (SRC) terminal-based routing methods, the AliasAddress field in the message is matched against the tsap-addr field of trunk-grp (if the incoming call is from an H.323 virtual trunk group) or the alias-addr field in the H.323 Terminal table (if the incoming call is from an H.323 terminal such as a phone).</p> <p>VARCHAR(25): 1–25 ASCII characters. Permitted values are:</p> <p>NONE (Default)—Do not use any source-based routing method. The default trunk-grp configured in the tgn-id field of the H.323 Gateway table is used as the incoming trunk group.</p> <p>SRC-TERMINAL-AUTO—Use source-based routing based on the availability of following parameters in the following preferential order:</p> <ol style="list-style-type: none"> 1. SRC-TRANSPORT-ID 2. SRC-URL-ID 3. SRC-EMAIL-ID 4. SRC-H323-ID 5. NONE <p>SRC-TSAP-ADDR—Use the source TSAP address of the incoming setup message for determining incoming the H.323 virtual trunk group.</p> <p>SRC-TERMINAL-H323-ID—Use the H323-ID sourceAddress (AliasAddress) field from the incoming setup message to determine the incoming the H.323 virtual trunk group. If not available, do not use source-based routing.</p> <p>SRC-TERMINAL-URL-ID—Use the url-ID sourceAddress (AliasAddress) field from the incoming setup message for determining the incoming H.323 virtual trunk group. If not available, do not use source based-routing.</p> <p>SRC-TERMINAL-EMAIL-ID—Use the email-ID sourceAddress (AliasAddress) field from the incoming setup message for determining the incoming H.323 virtual trunk group. If not available, do not use source-based routing.</p> <p>SRC-TERMINAL-TRANSPORT-ID—Use the transport-ID sourceAddress (AliasAddress) field from the incoming setup message for determining the incoming H.323 virtual trunk group. If not available, do not use source-based routing.</p> |
| START-ROW | <p>Specifies to begin displaying data on the screen at a specific row. Valid only for the show command.</p> <p>INTEGER: 1–100000000 (Default = 1).</p> |
| STATUS | <p>Service state.</p> <p>VARCHAR(15): 1–15 ASCII characters. Permitted values are:</p> <p>OOS (Default)—Out-of-Service.</p> <p>INS—In-Service.</p> |

| | |
|-----------------------------------|--|
| STATUS-ENQ-TIMER (Release 4.2) | The amount of time in seconds that a Cisco BTS 10200 Softswitch H.323 endpoint waits for a status message after sending a status enquiry message. INTEGER: 1–30 (Default = 4). INTEGER: 0–30 (Default = 4) (Release 4.4.1). |
| TCP-MAX-AGE | Maximum age of a call in seconds. INTEGER: 1–1800 (Default = 30). |
| TCP-MAX-LIMIT | Maximum number of allowed calls per TCP in this instance of the Call Agent. It is used for channel multiplexing. NUMERIC: 1–15 (Default = 5). |
| TECH-PREFIX-GRP-ID | Foreign key: Technical Prefix Group Profile table. Specifies the Tech Prefix Group to register with the gatekeeper. It is used to determine routing and must match a specific ID in the Technical Prefix Group table. VARCHAR(16): 1–16 ASCII characters. |
| TIME-TO-LIVE (Release 4.4.1) | Time to live, in seconds. INTEGER: 0–600 (Default = 60). 0 = infinite. |

H.323 Gateway to Gatekeeper

The H.323 Gateway to Gatekeeper (h323-gw2gk) table describes gatekeeper characteristics for each gateway in an H.323 network. Multiple gateways can have the same gatekeeper, or there can be a different gatekeeper for each gateway. However, a gateway can be registered to one gatekeeper *at a time*. A gatekeeper identifies, controls, counts, and supervises gateway traffic, including, but not limited to, gateway registration, address resolution, bandwidth control, and admission control.

Table Name: H323-GW2GK

Table Containment Area: Call Agent

Command Types

Show, add, change, and delete

Examples

```
show h323-gw2gk h323-gw-id=gw1; gk-id=gk1;
add h323-gw2gk h323-gw-id=gw1; gk-id=gk1; gk-ip-addr=190.170.101.123
change h323-gw2gk h323-gw-id=gw1; gk-id=gk1; priority=1;
delete h323-gw2gk h323-gw-id=gw1; gk-id=gk1;
```

Usage Guidelines

Primary Key Token(s): h323-gw-id, gk-id

Foreign Key Token(s): h323-gw-id

Add Rules:

- gk-ip-addr is required if multicast=n
- gk-ras-port is required if multicast=n
- gk-ip-addr must be entered as an IP address (Release 4.4.1)

Change Rules: gk-ip-addr is required if multicast=n; gk-ras-port is required if multicast=n.

Delete Rules: Foreign key constraints.

Syntax Description

| | |
|---------------------------------|---|
| * H323-GW-ID | Primary key. Foreign key: H.323 Gateway table. The name of the Call Agent H.323 gateway. This token must match an ID in the H.323 Gateway table. VARCHAR(16): 1–16 ASCII characters. |
| * GK-ID | Primary key. Indicates the H.323 identification of the gatekeeper. The recommended format is domain name. This ID can be obtained using a discovery confirm (DCF), or a registration confirm (RCF) inquiry. VARCHAR(16): 1–16 ASCII characters. |
| AUTO-REFRESH | Specifies whether to display cached data on the screen. Valid only for the show command. CHAR(1): Y/N (Default = Y). Y—Queries the database for the most current data. N—Queries the database for the most current data only if the cached data is unavailable. |
| DESCRIPTION (EMS-only field) | Described by the service provider. VARCHAR(64): 1–64 ASCII characters. |
| DISPLAY | Specifies what token information to display on the screen. Valid only for the show command. VARCHAR(1024): 1–1024 (Default = all tokens are displayed). Permitted values are any valid token that can be shown for this command. Multiple tokens can be entered by separating with a comma. |
| GK-IP-ADDR | Mandatory if multicast=n. Defines the IP address that identifies the gatekeeper. This ID can be obtained using a discovery confirm (DCF), or a registration confirm (RCF) inquiry. VARCHAR(32): 1–32 ASCII characters. Value must be entered as an IP address as of Release 4.4.1. For example: 64.101.150.144 |
| GK-RAS-PORT | Mandatory if multicast=n. Defines the gatekeeper (GK) request admission status (RAS) port number to use. INTEGER: 1–65535. |

| | |
|---|---|
| LIMIT | <p>Specifies the number of rows to display on the screen. Valid only for the show command.</p> <p>INTEGER: 1–100000000 (Default = 100000000).</p> <p>Note The actual maximum number of rows displayed is currently lower than 100000000 due to software limitations.</p> |
| MULTICAST | <p>Indicates that the gateway will use the multicast address in the gateway to locate a gatekeeper. This sends out a request for a gatekeeper to a group of all the gatekeepers.</p> <p>CHAR(1): Y/N (Default = N).</p> |
| ORDER | <p>Specifies whether to display data on the screen in a sorted order. Valid only for the show command.</p> <p>VARCHAR(1024): 1–1024 (Default = all rows are displayed). Permitted values are any valid token that can be shown for this command. Multiple tokens can be entered by separating with a comma.</p> |
| PRIORITY | <p>Use when there are multiple gatekeepers for a gateway. It sets the order for the gateway to attempt to register with a gatekeeper. 127 is the lowest priority.</p> <p>INTEGER: 0–127 (Default = 127).</p> |
| START-ROW | <p>Specifies to begin displaying data on the screen at a specific row. Valid only for the show command.</p> <p>INTEGER: 1–100000000 (Default = 1).</p> |
| TIME-TO-LIVE (Obsolete in Release 4.4.1. Moved to H323 Gateway table in Release 4.4.1) | <p>Time to live, in seconds.</p> <p>INTEGER: 0–600 (Default = 60). 0 = infinite.</p> |

H.323 Terminal (Release 4.2)

The H.323 Terminal (h323-term) table holds information about H.323 terminals (such as H.323 audio/video phones) managed by the Call Agent and known in advance. This table is specific to H.323 subscribers.

Table Name: H323-TERM

Table Containment Area: Call Agent

Command Types

Show, add, change, and delete

Examples

```
show h323-term id=video-phone1;
add h323-term; id=video-phone1; tsap-addr=64.101.150.50; h323-gw-id=gw1
change h323-term id=video-phone1, h323-gw-id=gw2; status=ueqp;
delete h323-term id=video-phone1,
```

Usage Guidelines

Primary Key Token(s): id
 Foreign Key Token(s): h323-gw-id, h323-term-profile-id, sub-id
 Unique Key Token(s): tsap-addr, alias-addr
 Add Rules: None.
 Change Rules: Cannot change a range of terminations.
 Delete Rules: status=ueqp;

Syntax Description

| | |
|------------------------|--|
| * ID | Primary key. Identifies the H.323 terminal. VARCHAR(16): 1–16 ASCII characters. |
| * H323-TERM-PROFILE-ID | Mandatory if term-type=H323. Foreign key: H.323 Terminal Profile table. Specifies the id from the H.323 Terminal Profile table. VARCHAR(16): 1–16 ASCII characters. |
| * TSAP-ADDR | Unique key. Specifies the IP address and port number of an H.323 phone (termination). This is required for H.323 subscribers. Note Use the format: [a.b.c.d]:xyz. While the Domain name is supported, use with caution because the data is not internally cached. VARCHAR(128): 1–128 ASCII characters. Permitted values are: <ul style="list-style-type: none"> • IP address in the format of [a.b.c.d]:xyz. The port (xyz) is optional • FQDN |
| ALIAS-ADDR | Unique key. The alias address of the H.323 endpoint as received in the sourceAddress field of a setup message. Used for various types of source-based routing methods as configured in the H.323 Gateway table. VARCHAR(128): 1–128 ASCII characters. Permitted values are: H323-ID TRANSPORTID EMAIL-ID UK—Unknown |
| AUTO-REFRESH | Specifies whether to display cached data on the screen. Valid only for the show command. CHAR(1): Y/N (Default = Y). Y—Queries the database for the most current data. N—Queries the database for the most current data only if the cached data is unavailable. |
| DISPLAY | Specifies what token information to display on the screen. Valid only for the show command. VARCHAR(1024): 1–1024 (Default = all tokens are displayed). Permitted values are any valid token that can be shown for this command. Multiple tokens can be entered by separating with a comma. |

| | |
|---------------------------|--|
| H323-GW-ID | <p>Foreign key: H.323 Gateway table. Id of H.323 Gateway table entry used to route the outgoing H.323 call for this H323 terminal. If this is not configured, the Cisco BTS 10200 Softswitch chooses which H323-GW instance to use based on a load distribution algorithm.</p> <p>VARCHAR(16): 1–16 ASCII characters (Default = NULL).</p> |
| LIMIT | <p>Specifies the number of rows to display on the screen. Valid only for the show command.</p> <p>INTEGER: 1–100000000 (Default = 100000000).</p> <p>Note The actual maximum number of rows displayed is currently lower than 100000000 due to software limitations.</p> |
| ORDER | <p>Specifies whether to display data on the screen in a sorted order. Valid only for the show command.</p> <p>VARCHAR(1024): 1–1024 (Default = all rows are displayed). Permitted values are any valid token that can be shown for this command. Multiple tokens can be entered by separating with a comma.</p> |
| START-ROW | <p>Specifies to begin displaying data on the screen at a specific row. Valid only for the show command.</p> <p>INTEGER: 1–100000000 (Default = 1).</p> |
| STATUS | <p>Status of the H.323 terminal. Used for inhibiting and allowing H.323 terminal calls. In Release 4.2 the control operation on an H.323 terminal does not impact H.323 external messaging to the phone or gatekeeper.</p> <p>VARCHAR(15): 1–15 ASCII characters. Permitted values are:</p> <p>UEQP (Default)—Unequipped</p> <p>OOS—Out-of-Service</p> <p>MAINT—Maintenance (Manual Override)</p> <p>INS—In-Service</p> <p>OOS-PENDING—Out of service state pending</p> <p>MAINT-PENDING—Maintenance State Pending</p> |
| SUB-ID (System generated) | <p>Foreign key: Subscriber table. Subscriber ID of the line termination. Same as the ID in the Subscriber table.</p> <p>VARCHAR(30): 1–30 ASCII characters.</p> |

H.323 Terminal Profile (Release 4.2)

The H.323 Terminal Profile (h323-term-profile) table defines the characteristics of group of H.323 terminals (or phones). An h323-term-profile id must be created in this table before any H.323 subscriber entries can be added. This table contains almost all the same fields as from the H.323 Trunk Group Profile table, except for some that are specific to trunk side (such as GTD).

Table Name: H323-TERM-PROFILE

Table Containment Area: Call Agent

Command Types

Show, add, change, and delete

Examples

```
show h323-term-profile id=ras-sub;
add h323-term-profile id= ras-sub; ras=N;
change h323-term-profile id= ras-sub; ras=Y;
delete h323-term-profile id= ras-sub;
```

Usage Guidelines

Primary Key Token(s): id

Add Rules: FK constraints

- If fax-pref-mode (in QOS table) = fax-t38-gwmode, then fax-t38-gwmode-supply=Y; (Obsolete in Release 4.5)
- If fax-pref-mode (in QOS table) = fax-t38-camode, then fax-t38-camode-supply=Y; (Obsolete in Release 4.5)
- If fax-pref-mode (in QOS table) = fax-inband, then fax- inband-supply=Y; (Obsolete in Release 4.5)
- If dtmf-pref-mode (in QOS table) = dtmf-cisco-rtp, then dtmf-cisco-rtp-supply=Y; (Obsolete in Release 4.5)
- If dtmf-pref-mode (in QOS table) = dtmf-h245-alpha, then dtmf-h245-alpha-supply=Y; (Obsolete in Release 4.5)
- If dtmf-pref-mode (in QOS table) = dtmf-h245-signal, then dtmf-h245-signal-supply=Y; (Obsolete in Release 4.5)
- If dtmf-pref-mode (in QOS table) = dtmf-rfc2833, then dtmf-rfc2833=Y; (Obsolete in Release 4.5)
- If transport-pref-mode = udp-mode, then annexe-supply=Y;
- If video-supply=Y, then H245-session-mode=AUTO or h245-flowaround.

Change Rules: None.


Delete Rules: None.

Syntax Description

| | |
|-----------------------------|---|
| * ID | Primary key. Unique id for this subscriber profile. VARCHAR(16): 1–16 ASCII characters. |
| ANNEXE-SUPP | Indicates whether the trunk group supports Annex E. CHAR(1): Y/N (Default = Y). |
| ANNEXR-SUPP (Not supported) | Flag indicates whether the trunk group supports AnnexR. CHAR(1): Y/N (Default = N). |
| AUTO-REFRESH | Specifies whether to display cached data on the screen. Valid only for the show command. CHAR(1): Y/N (Default = Y). Y—Queries the database for the most current data. N—Queries the database for the most current data only if the cached data is unavailable. |
| CALL-CONNECT-MODE | Specifies the call setup method to use for outbound (for outbound trunk group) and inbound (for default inbound trunk group) H.323 calls. Note If this field is configured as fast-start and the far-end H.323 does not support fast-start, the Cisco BTS 10200 Softswitch falls back to the slow-start method. This token takes precedence over the call-start-mode in the H.323 Gateway table. VARCHAR(10): 1–10 ASCII characters. Permitted values are: AUTO (Default)—Use fast-start for calls originated from non-H.323 endpoints and outbound H.323 calls. For H.323 transit calls, use the same method for outbound H.323 calls as that of an inbound H.323 call. FAST-START—Use FastConnect method for outbound H.323 calls (except where an incoming call is slow-start), regardless of the originating (inbound) call protocol type. SLOW-START—Use the normal H.245 procedures during call setup, regardless of the originating (inbound) call protocol type. |
| CODEC-NEG-SUPP | Specifies whether a far-end H.323 device supports codec negotiation procedures to resolve an asymmetric codec condition. If this is configured as N, then the Cisco BTS 10200 Softswitch expects the far-end H.323 device (especially those not using a FastConnect procedure) to use the codec configured in the QOS entry in the Subscriber table. CHAR(1): Y/N (Default = Y). |

| | |
|-------------------------------------|---|
| CUT-THRU-PARAM | <p>Specifies the message parameter to use to perform media cut-thru. This configuration is used only for an incoming leg.</p> <p>VARCHAR(10): 1–10 ASCII characters. Permitted values are:</p> <p>AUTO (Default)—Use appropriate mode (H245-ADDR or PROG-IND) automatically based on incoming device type. Use H245-ADDR for Cisco CallManager and PROG-IND for all other devices.</p> <p>H245-ADDR—The originating H.323 endpoint performs a media cut-thru on receipt of an H.245 address of an other-end (which is a Cisco BTS 10200 Softswitch for H.323 to non-H.323 calls, and a terminating H.323 endpoint for H.323 transit calls).</p> <p>PROG-IND—Perform media cut-thru based on the Progress Indicator value as per interworking standards.</p> |
| DESCRIPTION | <p>Described by the service provider.</p> <p>VARCHAR(64): 1–64 ASCII characters.</p> |
| DISPLAY | <p>Specifies what token information to display on the screen. Valid only for the show command.</p> <p>VARCHAR(1024): 1–1024 (Default = all tokens are displayed). Permitted values are any valid token that can be shown for this command. Multiple tokens can be entered by separating with a comma.</p> |
| DTMF-CISCO-RTP-SUPP (Not supported) | <p>Forwards DTMF tones by using Realtime Transport Protocol (RTP) with a Cisco proprietary payload type.</p> <p>If all DTMF relay types are supported, the priority is as follows:</p> <ol style="list-style-type: none"> 1. RFC2833 2. CISCO-RTP 3. H245-SIGNAL (Not used) 4. H245-ALPHA <p>CHAR(1): Y/N (Default = N).</p> |
| DTMF-H245-ALPHA-SUPP | <p>Forwards DTMF tones using the H.245 alphanumeric User Input Indication (UII) method. Tones 0 through 9, *, #, and A through D are supported. Use this keyword to configure the DTMF relay.</p> <p>If all DTMF relay types are supported, the priority is as follows:</p> <ol style="list-style-type: none"> 1. RFC2833 2. CISCO-RTP 3. H245-SIGNAL (Not supported) 4. H245-ALPHA <p>CHAR(1): Y/N (Default = N).</p> |

| | |
|---|---|
| DTMF-H245-SIGNAL-SUPP | <p>Forwards DTMF tones using the H.245 signal UII method. Tones 0 through 9, *, #, and A through D for H.323 to H.323 calls are supported.</p> <p>If all DTMF relay types are supported, the priority is as follows:</p> <ol style="list-style-type: none"> 1. RFC2833 2. CISCO-RTP 3. H245-SIGNAL (Not supported) 4. H245-ALPHA <p>CHAR(1): Y/N (Default = N).</p> |
| DTMF-RFC2833 | <p>Forwards DTMF tones using RFC 2833.</p> <p>If all DTMF relay types are supported, the priority is as follows:</p> <ol style="list-style-type: none"> 1. RFC2833 2. CISCO-RTP 3. H245-SIGNAL (Not supported) 4. H245-ALPHA <p>CHAR(1): Y/N (Default = Y).</p> |
| ECS-METHOD | <p>Specifies the type of call flow to use to initiate a media pause from the Cisco BTS 10200 Softswitch.</p> <p>Note According to specification, the H.323 device receiving an ECS message only closes its forward logical channel. The CCM, upon receiving an empty TCS message, assumes that a “reverse logical channel” will also be closed. But a later release can change this call flow to match standards.</p> <p>VARCHAR(10): 1–10 ASCII characters. Permitted values are:</p> <p>AUTO (Default)—For CCM, the Cisco BTS 10200 Softswitch uses the all-pause method. For all other types of H.323 devices, the Cisco BTS 10200 Softswitch uses the local-pause method.</p> <p>LOCAL-PAUSE—The far-end (H.323 device receiving the ECS message) closes the forward logical channel.</p> <p>ALL-PAUSE—The far-end (H.323 device receiving the ECS message) closes the forward logical channel. The local (Cisco BTS 10200 Softswitch) side also closes its forward logical channel.</p> |
| FACILITY-SUPP | <p>Specifies whether a far-end H.323 endpoint (for both incoming as well as outgoing leg) supports facility messages.</p> <p>Note Set to N for CCM.</p> <p>CHAR(1): Y/N (Default = Y).</p> |
| FAX-T38-CAMODE-SUPP (Obsolete in Release 4.5) | <p>Specifies if this is a Call Agent controlled (Call Agent instructs gateway to switch to T.38 mode) relay in real time.</p> <p>CHAR(1): Y/N (Default = Y).</p> |
| FAX-T38-GWMODE-SUPP (Obsolete in Release 4.5) | <p>Specifies if this is a gateway-controlled (using NSE to switch to T.38 mode) relay in real time.</p> <p>CHAR(1): Y/N (Default = N).</p> |

| | |
|-------------------|---|
| H245-SESSION-MODE | <p>Specifies the type of H.245 channel establishment procedure to use for H.323 to H.323 calls. For H.323 to non-H.323 calls, H245-FLOWTHRU mode is used.</p> <p>VARCHAR(16): 1–16 ASCII characters. Permitted values are:</p> <p>AUTO (Default)—For H.323 to H.323 calls, with both sides supporting video, use the H245-FLOWAROUND mode; otherwise use H245-FLOWTHRU mode.</p> <p>H245-FLOWAROUND—The H.323 originating and terminating endpoints will establish the H.245 session without Cisco BTS 10200 involvement. Applies only to slow-start to show-start calls.</p> <p> Caution Cisco does not recommend using this value. Media information in the CDR is not accurate in this mode.</p> <p>H245-FLOWTHRU—Terminate and reoriginate the H.245 session for H.323 transit calls.</p> |
| H245-TUNNELING | <p>Specifies the H.245 tunneling mode to be used. When H.245 tunneling is enabled, all H.245 messages are tunneled inside a facility message instead of a separate H.245 TCP channel.</p> <p>VARCHAR(8): 1–8 ASCII characters. Permitted values are:</p> <p>AUTO (Default)—Default H.245 tunneling operation. Use H.245 tunneling for calls between H.323 and non-H.323 endpoints. For H.323 transit calls, use the same method for outgoing calls as that of incoming calls.</p> <p>ENABLE—Use H.245 tunneling for outgoing calls, without considering the type of incoming call leg protocol.</p> <p>DISABLE—Disable H.245 tunneling for the outgoing call leg and use a separate H.245 TCP channel.</p> |
| H323-TCP-TIMER | <p>The H.323 TCP timeout value in seconds.</p> <p>INTEGER: Range 1–30 (Default = 10).</p> |
| LIMIT | <p>Specifies the number of rows to display on the screen. Valid only for the show command.</p> <p>INTEGER: 1–100000000 (Default = 100000000).</p> <p>Note The actual maximum number of rows displayed is currently lower than 100000000 due to software limitations.</p> |
| MAX-CALLS | <p>Specifies the maximum number of calls allowed on the H.323 terminal. When the current number of calls exceed this number, any call termination to this terminal results in a “busy” condition, and can trigger the CFB or CW feature if CFB or CW is configured for the subscriber.</p> <p>INTEGER: 1–6 (Default = 2).</p> |

| | |
|--|--|
| MISC-UNSUPP (Release 4.2; Obsolete in Release 4.5) | <p>Specifies whether to suppress sending of a FastStart element in a Call Proceeding message (SUPPRESS-CP-FS). This token is available for this purpose only in Releases 4.2, 4.4.0/1. As of Release 4.5, this field is replaced by the SEND-CALL-PROCEEDING token.</p> <p>NUMERIC: 0-65535 (Default = 0).</p> <p>To determine the correct value for this token, see Table 7-1: How to Determine Misc-unsupp Token Values.</p> |
| ORDER | <p>Specifies whether to display data on the screen in a sorted order. Valid only for the show command.</p> <p>VARCHAR(1024): 1–1024 (Default = all rows are displayed). Permitted values are any valid token that can be shown for this command. Multiple tokens can be entered by separating with a comma.</p> |
| RAS | <p>Registration, Admission, and Status.</p> <p>CHAR(1): Y/N (Default = Y).</p> |
| REMOTE-FAX-PORT-RETRIEVAL-MSG (Release 4.5) | <p>Specifies whether the remote H.323 gateway reports a UDP Port for a T38 fax transmission in an H.245 Open Logical Channel (OLC) message or in an Open Logical Channel Acknowledge message (OLCAck). All Cisco IOS H.323 gateways report it in the OLC message itself.</p> <p>VARCHAR(16): 1–16 ASCII characters. Permitted values are:</p> <p>H245-OLC (Default)</p> <p>H245-OLC-ACK</p> |
| SEND-CALL-PROCEEDING | <p>Specifies when to send a call proceeding message in a backward direction on an incoming trunk group.</p> <p>Note Not applicable for incoming calls from an H.323 network to local a subscriber controlled by the Cisco BTS 10200 Softswitch that are being forwarded or transferred to an H.323 network.</p> <p>VARCHAR(10): 1–10 ASCII characters.</p> <p>AUTO—Send H.323 to non-H.323 calls locally; send end-to-end for H.323 to H.323 calls.</p> <p>LOCAL—Send locally regardless of outgoing call protocol type.</p> <p>DISABLE—Never send a call proceeding message.</p> |
| SEND-DEST-CIRCUIT-ID | <p>Specifies whether to send a destination circuit id in an outgoing H.323 call message and use a destination circuit id from an incoming message</p> <p>For outgoing H.323 calls, if this field is configured as Y, the Cisco BTS 10200 Softswitch sends an SP-ID configured for the outgoing trunk group in the destCircuitInfo field of the outgoing admission request (ARQ) and setup messages.</p> <p>CHAR(1): Y/N (Default = N).</p> |
| SEND-FS-CALLP (Release 4.5) | <p>Sends the FastStart element in a call proceeding message if available. Otherwise, sends the FastStart element in a call alerting or progress message depending on which is sent first.</p> <p>CHAR(1): Y/N (Default = N).</p> |

| | |
|---------------------|---|
| SEND-SRC-CIRCUIT-ID | Specifies whether to send an outgoing trunk subgroup or source circuit id in an outgoing H.323 call message and use the source circuit id from an incoming call. CHAR(1): Y/N (Default = N). |
| START-ROW | Specifies to begin displaying data on the screen at a specific row. Valid only for the show command. INTEGER: 1–100000000 (Default = 1). |
| TRANSPORT-PREF-MODE | Specifies what transport layer protocol to use to transmit H.323 signaling messages. VARCHAR(8): 1–8 ASCII characters. Permitted values are: TCP-MODE—Use TCP to transport messages. UDP-MODE (Default)—Use Annex E udp-based message transport facility. If the remote endpoint does not support UDP, the Cisco BTS 10200 Softswitch falls back to TCP. |
| VIDEO-SUPP | Specifies whether the H.323 subscriber phone is video capable. This field is also used to fill in the CDR. CHAR(1): Y/N (Default = N). |

H.323 Trunk Group Profile

The H.323 Trunk Group Profile (h323-tg-profile) table defines the characteristics of each H.323 trunk. An h323-tg-profile id must be created in this table before H.323 trunk group entries can be added.

Table Name: H323-TG-PROFILE

Table Containment Area: Call Agent

Command Types

Show, add, change, and delete

Examples

```
show h323-tg-profile id=ras-tg;
add h323-tg-profile id= ras-tg; ras=n;
change h323-tg-profile id= ras-tg; ras=y;
delete h323-tg-profile id= ras-tg;
```

Usage Guidelines

Primary Key Token(s): id

Add Rules:

- If fax-pref-mode=FAX-T38-CAMODE, then fax-t38-camode-supp=Y; (Obsolete in Release 4.5)
- if transport-pref-mode=UDP-MODE, then annexe-supp=Y; (Obsolete in Release 4.5)
- if h245-tunneling = AUTO or ENABLE, then facility-supp=Y; (Obsolete in Release 4.5)
- if video-supp=Y, then h245-session-mode=AUTO or H245-FLOWAROUND
- if transport-pref-mode = UDP-MODE, then annexe-supp=Y; (Release 4.5)
- if h245-tunneling = AUTO or ENABLE, then facility-supp is Y. (Release 4.5)

- if video-supp = Y, then h245-session-mode= AUTO or H245-FLOWAROUND (Release 4.5)

Change Rules: None.

Delete Rules: None.

Misc-unsupp Rules:


Use [Table 7-1](#) to determine the correct value for the misc-unsupp token.

Table 7-1 *How to Determine Misc-unsupp Token Values*

| Scenario | Set to | Set to | Set to | Set to | Set to | Set to | Set to | Set to |
|-----------------------------|-------------|--------|--------|--------|--------|--------|--------|--------|
| SUPPRESS-CP-FS | N | Y | N | N | Y | Y | N | Y |
| SUPPRESS-CCM-BC | N | N | Y | N | Y | N | Y | Y |
| NO-INTERWORKING-ENCOUNTERED | N | N | N | Y | N | Y | Y | Y |
| Set the MISC-UNSUPP to: | 0 (Default) | 1 | 2 | 4 | 3 | 5 | 6 | 7 |

| Syntax Description | |
|------------------------------------|---|
| * ID | <p>Primary key. Unique ID for this trunk group profile.</p> <p>VARCHAR(16): 1–16 ASCII characters.</p> |
| ECS-METHOD (Release 4.2) | <p>Specifies the type of call flow to use for initiating a media pause from the Cisco BTS 10200 Softswitch. The CCM, upon receiving an empty TCS message, assumes that a “Reverse logical channel” will also be closed.</p> <p>Note According to specification, the H.323 device receiving an ECS message only closes its forward logical channel.</p> <p>VARCHAR(15): 1–15 ASCII characters. Permitted values are:</p> <p>AUTO (Default)—For CCM, the Cisco BTS 10200 Softswitch uses the ALL-PAUSE method and for all other types of H.323 devices, uses LOCAL-PAUSE method.</p> <p>LOCAL-PAUSE—The far-end (H.323 device receiving the ECS message) closes the forward logical channel.</p> <p>ALL-PAUSE—The far-end (H.323 device receiving the ECS message) closes the forward logical channel.</p> <p>Note The local (Cisco BTS 10200 Softswitch) side also closes its forward logical channel.</p> |
| ANNEXE-SUPP | <p>Specifies whether this trunk group supports Annex E.</p> <p>CHAR(1): Y/N (Default = Y).</p> |
| AUTO-REFRESH | <p>Specifies whether to display cached data on the screen. Valid only for the show command.</p> <p>CHAR(1): Y/N (Default = Y).</p> <p>Y—Queries the database for the most current data.</p> <p>N—Queries the database for the most current data only if the cached data is unavailable.</p> |
| CALL-CONNECT-MODE (Release 4.2) | <p>Call setup method used for outbound (for outbound trunk group) and inbound (for default inbound trunk group) H.323 calls.</p> <p>Note If this field is configured as fast-start and the far-end H.323 endpoint does not support fast-start, the Cisco BTS 10200 Softswitch falls back to the slow-start method.</p> <p>This token takes precedence over the call-start-mode token in the H.323 Gateway table.</p> <p>VARCHAR(10): 1–10 ASCII characters. Permitted values are:</p> <p>AUTO (Default)—Use fast-start for calls originated from non-H.323 endpoint and outbound H.323 calls. For H.323 transit calls, use the same method for outbound H.323 calls as that of inbound H.323 call.</p> <p>FAST-START—Always use the fastConnect method for outbound H.323 calls (except where an incoming call is a slow-start), regardless of originating (inbound) call protocol type.</p> <p>SLOW-START—Always use the normal H.245 procedures during call setup, regardless of originating (inbound) call protocol type.</p> |

| | |
|---------------------------------|--|
| CODEC-NEG-SUPP (Release 4.2) | <p>Specifies whether the far-end H.323 device supports codec negotiation procedures to resolve asymmetric codec conditions.</p> <p>If this is configured as N, then the Cisco BTS 10200 Softswitch expects the far-end H323 device (especially those not using a fastConnect procedure) to use a codec configured in the QOS table entry of the Trunk Group table.</p> <p>Note For all Cisco IOS gateways, set this token to Y. For older versions of CCM, set this token to N.</p> <p>CHAR(1): Y/N (Default = Y).</p> |
| CUT-THRU-PARAM (Release 4.2) | <p>Specifies what message parameter to use to perform a media cut-thru. This configuration is used only for an incoming leg.</p> <p>VARCHAR(10): 1–10 ASCII characters. Permitted values are:</p> <p>AUTO (Default)—Use appropriate mode (H245-ADDR or PROG-IND) automatically based on incoming device type. Uses H245-ADDR for Cisco Call Manager and PROG-IND for all other devices.</p> <p>H245-ADDR—The originating H.323 endpoint performs media cut-thru on receipt of H.245 address of other-end (the Cisco BTS 10200 Softswitch for H.323 to non-H.323 calls, and terminating H.323 endpoint for H.323 transit calls).</p> <p>PROG-IND—The media cut-thru is done based on the Progress Indicator value as per interworking standard.</p> |
| DESCRIPTION (EMS-only field) | <p>Described by the service provider.</p> <p>VARCHAR(64): 1–64 ASCII characters.</p> |
| DISPLAY | <p>Specifies what token information to display on the screen. Valid only for the show command.</p> <p>VARCHAR(1024): 1–1024 (Default = all tokens are displayed). Permitted values are any valid token that can be shown for this command. Multiple tokens can be entered by separating with a comma.</p> |
| DTMF-CISCO-RTP-SUPP (Not used) | <p>Forwards DTMF tones using the Realtime Transport Protocol (RTP) with a Cisco proprietary payload type.</p> <p>CHAR(1): Y/N (Default = N).</p> <p>If all DTMF relay types are supported, the priority is:</p> <ol style="list-style-type: none"> 1. RFC2833 2. CISCO-RTP 3. H245-SIGNAL (Not used) 4. H245-ALPHA |

| | |
|---|--|
| DTMF-H245-ALPHA-SUPP | <p>Specifies if the trunk group forwards DTMF tones using the H.245 alphanumeric User Input Indication (UII) method. It supports tones 0 through 9, *, #, and A through D. Use this token to configure a DTMF relay.</p> <p>When this type of DTMF relay is supported, the Call Agent controls the relay. The originating trunk group reports to the Call Agent, which then passes the DTMF tones on to the terminating trunk group.</p> <p>CHAR(1): Y/N (Default = Y).</p> <p>If all DTMF relay types are supported, the priority is:</p> <ol style="list-style-type: none"> 1. RFC2833 2. CISCO-RTP 3. H245-ALPHA |
| DTMF-H245-SIGNAL-SUPP (Release 4.2) | <p>Specifies if the trunk group forwards DTMF tones using the H.245 <i>signal</i> UII method. It supports tones 0 through 9, *, #, and A through D.</p> <p>CHAR(1): Y/N (Default = N).</p> |
| DTMF-RFC2833 | <p>Specifies if the trunk group forwards DTMF tones directly on the bearer path using RFC 2833. The DTMF tones do not go through the Call Agent.</p> <p>CHAR(1): Y/N (Default = N).</p> |
| FACILITY-SUPP (Release 4.2) | <p>Specifies whether the far-end H.323 endpoint (for both incoming as well as outgoing leg) supports facility messages.</p> <p>Note Set to N for CCM.</p> <p>CHAR(1): Y/N (Default = Y).</p> |
| FAX-T38-CAMODE-SUPP (Obsolete in Release 4.5) | <p>Default. Call Agent controlled (CA instructs GW to switch to T.38 mode), relay in real time.</p> <p>CHAR(1): Y/N (Default = N).</p> |
| FAX-T38-GWMODE-SUPP (Obsolete in Release 4.5) | <p>Gateway controlled (using NSE to switch to T.38 mode), relay in real time.</p> <p>CHAR(1): Y/N (Default = N).</p> |
| H245-SESSION-MODE | <p>Specifies the type of H.245 channel establishment procedure to use for H.323 to H.323 calls. For H.323 to non-H.323 calls the H245-FLOWTHRU mode is used.</p> <p>VARCHAR(16): 1–16 ASCII characters. Permitted values are:</p> <p>AUTO (Default)—For H.323 to H.323 calls both side supporting video, use the H245-FLOWAROUND mode; otherwise use H245-FLOWTHRU mode.</p> <p>H245-FLOWAROUND—The H.323 originating and terminating endpoints will establish the H.245 session without any Cisco BTS 10200 Softswitch involvement. This applies only to slow-start to show-start calls.</p> <div style="border: 1px solid black; padding: 5px; margin-top: 10px;"> <p> Caution Cisco does not recommend using this value. Media information in the CDR is not accurate in this mode.</p> </div> <p>H245-FLOWTHRU (Not used)—Always terminate and reoriginate the H.245 session for H.323 transit calls. This is the default mode when the Cisco BTS 10200 Softswitch can perform H245-FLOWTHRU mode for video calls.</p> |

| | |
|---------------------------------|--|
| H245-TUNNELING (Release 4.2) | <p>Specifies the H.245 tunneling mode to use. When H.245 tunneling is enabled, all H.245 messages are tunneled inside a facility message instead of through a separate H.245 TCP channel.</p> <p>VARCHAR(8): 1–8 ASCII characters. Permitted values are:</p> <p>AUTO (Default)—Default H.245 tunneling operation. Use H.245 tunneling for calls between H.323 and non-H.323. For H.323 transit calls, use same method for outgoing as that of incoming calls.</p> <p>ENABLE—Always use H.245 tunneling for outgoing calls, without considering the type of incoming call leg protocol.</p> <p>DISABLE—Always disable H.245 tunneling for outgoing call legs and use a separate H.245 TCP channel.</p> |
| LIMIT | <p>Specifies the number of rows to display on the screen. Valid only for the show command.</p> <p>INTEGER: 1–100000000 (Default = 100000000).</p> <p>Note The actual maximum number of rows displayed is currently lower than 100000000 due to software limitations.</p> |
| MISC-UNSUPP (Release 4.5) | <p>This token is used in combination for the following scenarios:</p> <p>SUPPRESS-CP-FS—Specify whether to suppress sending of a FastStart element in a Call Proceeding message. This scenario is available only in Releases 4.2, 4.4.0/1. As of Release 4.5, this field is replaced by SEND-CALL-PROCEEDING field.)</p> <p>SUPPRESS-CCM-BC—Specify whether to suppress Bearer Capability information received in Setup message from Cisco Call Manager. (tg-profile)</p> <p>NO-INTERWORKING-ENCOUNTERED—Specify how to encode the “interworking encountered” parameter towards the incoming call leg when an ALERTING message is received from an H.323 trunk interface.</p> <p>Y—(None) the connection mode is “recvonly.”</p> <p>N—(Avail) the connection mode is “sendrecv.” Note that for H.323 terminals this field is always assumed to be Y (None) as per interworking specifications</p> <p>NUMERIC: 0-65535 (Default = 0).</p> <p>To determine the correct value for this token, see Table 7-1: How to Determine Misc-unsupp Token Values.</p> |
| ORDER | <p>Specifies whether to display data on the screen in a sorted order. Valid only for the show command.</p> <p>VARCHAR(1024): 1–1024 (Default = all rows are displayed). Permitted values are any valid token that can be shown for this command. Multiple tokens can be entered by separating with a comma.</p> |

| | |
|---|---|
| RAS | <p>Specifies whether this trunk (H.323 gateway) uses the gatekeeper for Registration, Administration, and Status (RAS).</p> <p>CHAR(1): Y/N (Default = Y).</p> <p>Y—All address resolution and translation is done by the gatekeeper.</p> <p>N—All address resolution and translation is done by the Call Agent. If this is used, configure the softsw-tsap-addr token in the Trunk Group table for the correct destination gateway.</p> |
| REMOTE-FAX-PORT-RETRIEVAL-MSG (Release 4.5) | <p>Specifies whether the remote H.323 gateway reports a UDP Port for a T38 fax transmission in an H.245 Open Logical Channel (OLC) message or in an Open Logical Channel Acknowledge message (OLCAck). All Cisco IOS H.323 gateways report it in the OLC message itself.</p> <p>VARCHAR(16): 1–16 ASCII characters. Permitted values are:</p> <p>H245-OLC (Default)</p> <p>H245-OLC-ACK</p> |
| SEND-CALL-PROCEEDING (Release 4.2) | <p>This configuration on an incoming trunk group controls the behavior of when to send a call proceeding message in a backward direction.</p> <p>Note Not applicable for incoming calls from an H.323 network to local a subscriber controlled by the Cisco BTS 10200 Softswitch that are being forwarded or transferred to an H.323 network.</p> <p>VARCHAR(15): 1–15 ASCII characters. Permitted values are:</p> <p>AUTO (Default)—Send locally for H.323 to non-H.323 calls; send end-to-end for H.323 to H.323 calls.</p> <p>LOCAL—Always send locally regardless of outgoing call protocol type.</p> <p>DISABLE—Never send a call proceeding message.</p> |
| SEND-DEST-CIRCUIT-ID (Release 4.2) | <p>Specifies whether to send the destination circuit id in the outgoing H.323 call message and use the destination circuit id from incoming H.323 call message.</p> <p>For outgoing H323 calls, if this field is set to Y, the Cisco BTS 10200 Softswitch sends the SP-ID configured for outgoing trunk group in the destCircuitInfo field of the outgoing ARQ and setup messages.</p> <p>CHAR(1): Y/N (Default = N).</p> |
| SEND-FS-CALLP (Release 4.5) | <p>Specifies what message to send a FastStart element in.</p> <p>CHAR(1): Y/N (Default = Y).</p> <p>Y—Send in a call proceeding message if available. If a call proceeding message is not available, element is sent in a call alerting or progress message.</p> <p>N—Send in a call alerting or progress message (depending on which is sent first).</p> |
| SEND-SRC-CIRCUIT-ID (Release 4.2) | <p>Specifies whether to send the outgoing trunk subgroup or source circuit id in the outgoing H.323 call message.</p> <p>CHAR(1): Y/N (Default = N).</p> |
| START-ROW | <p>Specifies to begin displaying data on the screen at a specific row. Valid only for the show command.</p> <p>INTEGER: 1–100000000 (Default = 1).</p> |

| | |
|-----------------------------|---|
| TRANSPORT-PREF-MODE | <p>Specifies what transport layer protocol to use to transmit H.323 signaling messages.</p> <p>VARCHAR(8): 1–8 ASCII characters. Permitted values are:</p> <p>TCP-MODE (Default)—Use TCP to transport messages.</p> <p>UDP-MODE—Use the Annex E UDP-based message transport facility. If the remote endpoint does not support UDP, Cisco BTS 10200 falls back to TCP.</p> |
| VIDEO-SUPP (Release 4.2) | <p>Specifies whether the H.323 trunk-group is video capable or not. If the Cisco BTS 10200 Softswitch is connected to a far-end H.323 gateway in a video-enabled network, enable this field for both incoming and outgoing trunk groups.</p> <p>Note This field is also used to fill in the CDR.</p> <p>CHAR(1): Y/N (Default = N).</p> |

II White Black List

The II White Black List (ii-wb-list) table allows or blocks calls from certain types of lines. The COS Restrict ID specifies if the list is to be used as a White List or Black List.

Table Name: II-WB-LIST

Table Containment Area: FSPTC

Command Types

Show, add, and delete

Examples

```
show ii-wb-list cos-restrict-id=20;
add ii-wb-list cos-restrict-id=20;
delete ii-wb-list cos-restrict-id=20;
```

Usage Guidelines

Primary Key Token(s): cos-restrict-id

Foreign Key Token(s): cos-restrict-id

Add Rules: None.

Delete Rules: None.

Syntax Description

| | |
|-------------------|--|
| * COS-RESTRICT-ID | Primary key. Foreign key: COS Restrict table. Use for class of service (COS) blocking of certain calls. VARCHAR(16): 1–16 ASCII characters. |
| AUTO-REFRESH | Specifies whether to display cached data on the screen. Valid only for the show command. CHAR(1): Y/N (Default = Y). Y—Queries the database for the most current data. N—Queries the database for the most current data only if the cached data is unavailable. |
| DISPLAY | Specifies what token information to display on the screen. Valid only for the show command. VARCHAR(1024): 1–1024 (Default = all tokens are displayed). Permitted values are any valid token that can be shown for this command. Multiple tokens can be entered by separating with a comma. |
| II1 | The originating line information (OLI) to be screened as White Black List is specified. Specify up to 10 OLI tokens. Set a default value of 255 (invalid) if the OLI token is not used. SMALLINT: 0–99 (Default = 255). |
| II10 | The OLI to be screened as White Black List is specified. Specify up to 10 OLI tokens. Set a default value of 255 (invalid) if the OLI token is not used. SMALLINT: 0–99 (Default = 255). |

| | |
|-----------|--|
| II2 | The OLI to be screened as White Black List is specified. Specify up to 10 OLI tokens. Set a default value of 255 (invalid) if the OLI token is not used. SMALLINT: 0–99 (Default = 255). |
| II3 | The OLI to be screened as White Black List is specified. Specify up to 10 OLI tokens. Set a default value of 255 (invalid) if the OLI token is not used. SMALLINT: 0–99 (Default = 255). |
| II4 | The OLI to be screened as White Black List is specified. Specify up to 10 OLI tokens. Set a default value of 255 (invalid) if the OLI token is not used. SMALLINT: 0–99 (Default = 255). |
| II5 | The OLI to be screened as White Black List is specified. Specify up to 10 OLI tokens. Set a default value of 255 (invalid) if the OLI token is not used. SMALLINT: 0–99 (Default = 255). |
| II6 | The OLI to be screened as White Black List is specified. Specify up to 10 OLI tokens. Set a default value of 255 (invalid) if the OLI token is not used. SMALLINT: 0–99 (Default = 255). |
| II7 | The OLI to be screened as White Black List is specified. Specify up to 10 OLI tokens. Set a default value of 255 (invalid) if the OLI token is not used. SMALLINT: 0–99 (Default = 255). |
| II8 | The OLI to be screened as White Black List is specified. Specify up to 10 OLI tokens. Set a default value of 255 (invalid) if the OLI token is not used. SMALLINT: 0–99 (Default = 255). |
| II9 | The OLI to be screened as White Black List is specified. Specify up to 10 OLI tokens. Set a default value of 255 (invalid) if the OLI token is not used. SMALLINT: 0–99 (Default = 255). |
| LIMIT | Specifies the number of rows to display on the screen. Valid only for the show command. INTEGER: 1–100000000 (Default = 100000000). Note The actual maximum number of rows displayed is currently lower than 100000000 due to software limitations. |
| ORDER | Specifies whether to display data on the screen in a sorted order. Valid only for the show command. VARCHAR(1024): 1–1024 (Default = all rows are displayed). Permitted values are any valid token that can be shown for this command. Multiple tokens can be entered by separating with a comma. |
| START-ROW | Specifies to begin displaying data on the screen at a specific row. Valid only for the show command. INTEGER: 1–100000000 (Default = 1). |

Service Provider

The Service Provider (service-provider) table is used when there are multiple service providers providing service via a single logical Call Agent.

Table Name: SERVICE-PROVIDER

Table Containment Area: Call Agent

Command Types

Show, add, change, and delete

Examples

```
show service-provider id=grp1;
add service-provider id=grp1;dial-plan-id=dp1;
change service-provider id=grp1;dial-plan-id=gwldp;
delete service-provider id=grp1;
```

Usage Guidelines

Primary Key Token(s): id

Foreign Key Token(s): dial-plan-id, route-guide-id

Add Rules: Foreign key constraints, dial-plan-id is required if sp-based-routing=y.

Change Rules: Foreign key constraints.

Delete Rules: Foreign key constraints.

Syntax Description

| | |
|------------------------------|---|
| * ID | Primary key. Service provider ID: a unique identifier for this customer group. Assigned by service provider. VARCHAR(16): 1–16 ASCII characters. |
| ANI-WB-LIST (Not supported) | Indicates if White / Black List ANI screening is required. Defines how the ani-wb-list is to be used to screen the calling number: as a white list, black list, or not at all. CHAR(5): 1–5 characters. Permitted values are: NONE (Default)—No ANI screening is performed. WHITE—ani-wb-list is used as a white list. BLACK—ani-wb-list is used as a black list. |
| AUTO-REFRESH | Specifies whether to display cached data on the screen. Valid only for the show command. CHAR(1): Y/N (Default = Y). Y—Queries the database for the most current data. N—Queries the database for the most current data only if the cached data is unavailable. |
| DESCRIPTION (EMS-only field) | Described by service provider. VARCHAR(64): 1–64 ASCII characters. |

| | |
|------------------|--|
| DIAL-PLAN-ID | <p>Foreign key: Dial Plan Profile table. Use this dial plan ID for NANP routing and use the international dial plan ID defined in the Dial Plan Profile table for routing international calls.</p> <p>VARCHAR(16): 1–16 ASCII characters.</p> |
| DISPLAY | <p>Specifies what token information to display on the screen. Valid only for the show command.</p> <p>VARCHAR(1024): 1–1024 (Default = all tokens are displayed). Permitted values are any valid token that can be shown for this command. Multiple tokens can be entered by separating with a comma.</p> |
| LIMIT | <p>Specifies the number of rows to display on the screen. Valid only for the show command.</p> <p>INTEGER: 1–100000000 (Default = 100000000).</p> <p>Note The actual maximum number of rows displayed is currently lower than 100000000 due to software limitations.</p> |
| ORDER | <p>Specifies whether to display data on the screen in a sorted order. Valid only for the show command.</p> <p>VARCHAR(1024): 1–1024 (Default = all rows are displayed). Permitted values are any valid token that can be shown for this command. Multiple tokens can be entered by separating with a comma.</p> |
| ROUTE-GUIDE-ID | <p>Foreign key: Route Guide table. Defines the default route for service provider.</p> <p>VARCHAR(16): 1–16 ASCII characters.</p> |
| SP-BASED-ROUTING | <p>Specifies whether routing is service-provider based.</p> <p>CHAR(1): Y/N (Default = N).</p> <p>Y—Use the dial plan specified in this table for routing (if no match is found, proceed as if service-provider based routing was set to N).</p> <p>N—Perform routing based on the use-dial-plan token in this table.</p> <p>Note To use service-provider routing, the set the traffic type specified in the trunk group table to TANDEM.</p> |
| START-ROW | <p>Specifies to begin displaying data on the screen at a specific row. Valid only for the show command.</p> <p>INTEGER: 1–100000000 (Default = 1).</p> |
| USE-DIAL-PLAN | <p>Use this token when the service provider is acting as a long-distance carrier. If an on-net route exists to a dialed number based on the dial-plan-id, the route-guide pointing to the on-net route is provisioned in the Destination table. If an on-net route does not exist in the Dial Plan, the route is determined based on this flag.</p> <p>CHAR(1): Y/N (Default = Y).</p> <p>Y (Default)—Use the default dial plan for routing if there is no match in the SP dial plan, or if sp-based-routing = N.</p> <p>N—Use default route defined in this table for routing if there is no match in the SP dial plan, or if sp-based-routing = N.</p> |

Technical Prefix Group

The Technical Prefix Group (tech-prefix-grp) table provides a list of technical prefixes supported by a gateway. The same tech-prefix-list ID can be shared by multiple gateways. Each gateway must register the tech-prefixes supported to their respective gatekeepers.

Technical prefixes allow the inclusion of special characters in a called number. These special characters are commonly designated as a 1#, 2#, 3#, and so forth, and can be configured to prepend called number on the outgoing VoIP dial peer. The gatekeeper then checks its gateway technical prefix table for gateways registered with that particular tech prefix. Technology prefixes can also be used to identify a type, class, or pool of gateways.

The gatekeeper can be provisioned with technical prefixes in one of the following ways:

- Dynamically registered technical prefixes. The H.323 gateway registers one or more technical prefixes with the gatekeeper.
- Statically registered technical prefixes. The gatekeeper is provisioned with the technical prefixes and the gateways supporting them.
- Default technical prefixes also registered statically at the gatekeeper. If the gatekeeper does not receive a technical prefix in the ARQ, the gatekeeper uses the default technical prefixes.

A group of one or more of technical prefixes can be provisioned in Cisco BTS 10200 Softswitch and this group can be associated to an H.323 gateway. The Cisco BTS 10200 Softswitch H.323 gateway process instance registers the technical prefixes from its technical prefix group with its primary gatekeeper. The technical prefix is encoded in the terminalalias field of an RRQ message as E.164 addresses. The gatekeeper routes calls to the Cisco BTS 10200 Softswitch H.323 gateway based on the technical prefixes.

Table Name: TECH-PREFIX-GRP

Table Containment Area: Call Agent

Command Types

Show, add, change, and delete

Examples

```
show tech-prefix-grp id=grp1; tech-prefix=1#;
add tech-prefix-grp id=grp1; tech-prefix=1#; sp-id=sp1;
change tech-prefix-grp id=grp1; tech-prefix=1#; sp-id=sp2;
delete tech-prefix-grp id=grp1; tech-prefix=1#;
```

Usage Guidelines

Primary Key Token(s): id, tech-prefix

Foreign Key Token(s): id, tech-prefix

Add Rules: Foreign key constraints. Tech-prefix-grp id must exist.

Change Rules: Foreign key constraints.

Delete Rules: Foreign key constraints.

- Use tech-prefix based routing. If no tech prefix is received, use the dial plan id in the H.323 Gateway table.
- Use tech-prefix based SP-ID. If entry is found, continue.

- If no entry is found in the tech-prefix-grp table, use the dial plan id specified in the H.323 gateway table to route the call.

| | | |
|--------------------|---------------|--|
| Syntax Description | * ID | Primary key. Foreign key: Technical Prefix Group Profile table. Technical prefix group ID. VARCHAR(16): 1–16 ASCII characters. |
| | * SP-ID | Foreign key: Service Provider table. The service provider ID. VARCHAR(16): 1–16 ASCII characters. |
| | * TECH-PREFIX | Primary key. Specifies carrier-sensitive routing for H.323 networks. VARCHAR(11): 1–11 ASCII characters. Valid characters are [0–9], *, # |
| | AUTO-REFRESH | Specifies whether to display cached data on the screen. Valid only for the show command. CHAR(1): Y/N (Default = Y). Y—Queries the database for the most current data. N—Queries the database for the most current data only if the cached data is unavailable. |
| | DISPLAY | Specifies what token information to display on the screen. Valid only for the show command. VARCHAR(1024): 1–1024 (Default = all tokens are displayed). Permitted values are any valid token that can be shown for this command. Multiple tokens can be entered by separating with a comma. |
| | LIMIT | Specifies the number of rows to display on the screen. Valid only for the show command. INTEGER: 1–100000000 (Default = 100000000). Note The actual maximum number of rows displayed is currently lower than 100000000 due to software limitations. |
| | ORDER | Specifies whether to display data on the screen in a sorted order. Valid only for the show command. VARCHAR(1024): 1–1024 (Default = all rows are displayed). Permitted values are any valid token that can be shown for this command. Multiple tokens can be entered by separating with a comma. |
| | START-ROW | Specifies to begin displaying data on the screen at a specific row. Valid only for the show command. INTEGER: 1–100000000 (Default = 1). |

Technical Prefix Group Profile

The Technical Prefix Group Profile (tech-prefix-grp-profile) table identifies the IDs used for the Technical Prefix Group table. These IDs must be created in this table before entries can be added to the Technical Prefix Group table.

Table Name: TECH-PREFIX-GRP-PROFILE

Table Containment Area: EMS only

Command Types

Show, add, and delete

Examples

```
show tech-prefix-grp-profile id=grp1;
add tech-prefix-grp-profile id=grp1;
delete tech-prefix-grp-profile id=grp1;
```

Usage Guidelines

Primary Key Token(s): id

Add Rules: None.

Delete Rules: None.

Syntax Description

| | |
|---------------------------------|--|
| * ID | Primary key. Technical prefix group ID. Determined by service provider. VARCHAR(16): 1–16 ASCII characters. |
| AUTO-REFRESH | Specifies whether to display cached data on the screen. Valid only for the show command. CHAR(1): Y/N (Default = Y). Y—Queries the database for the most current data. N—Queries the database for the most current data only if the cached data is unavailable. |
| DESCRIPTION (EMS-only field) | Described by service provider. VARCHAR(64): 1–64 ASCII characters. |
| DISPLAY | Specifies what token information to display on the screen. Valid only for the show command. VARCHAR(1024): 1–1024 (Default = all tokens are displayed). Permitted values are any valid token that can be shown for this command. Multiple tokens can be entered by separating with a comma. |
| LIMIT | Specifies the number of rows to display on the screen. Valid only for the show command. INTEGER: 1–100000000 (Default = 100000000). Note The actual maximum number of rows displayed is currently lower than 100000000 due to software limitations. |

| | |
|-----------|--|
| ORDER | Specifies whether to display data on the screen in a sorted order. Valid only for the show command. VARCHAR(1024): 1–1024 (Default = all rows are displayed). Permitted values are any valid token that can be shown for this command. Multiple tokens can be entered by separating with a comma. |
| START-ROW | Specifies to begin displaying data on the screen at a specific row. Valid only for the show command. INTEGER: 1–100000000 (Default = 1). |

Trunk Group Feature Data

The Trunk Group Feature Data (trunk-grp-feature-data) table performs class of service (COS) screening for Tandem calls. If the received automatic number identification (ANI) is not found in the ANI table, and the casual-call flag is set to Y, the call is allowed. If the casual-call flag is set to N, the call is blocked. The cos-restrict-id performs the COS screening.

Table Name: TRUNK-GRP-FEATURE-DATA

Table Containment Area: FSPTC

Command Types

Show, add, change, and delete

Examples

```
show trunk-grp-feature-data tgn-id=101;
add trunk-grp-feature-data tgn-id=101;
change trunk-grp-feature-data tgn-id=101; casual-call=n;
delete trunk-grp-feature-data tgn-id=101;
```

Usage Guidelines

Primary Key Token(s): tgn-id

Foreign Key Token(s): tgn-id

Add Rules: None.

Change Rules: None.

Delete Rules: None.

| Syntax | Description |
|--------------------|--|
| * TGN-ID (or * TG) | <p>Primary key. Foreign key: Trunk Group table. Trunk group ID.</p> <p>This field can also be provisioned using tg instead of tgn-id. The EMS looks up the tgn-id based on the trunk group and then provisions it.</p> <p>INTEGER: 1–99999999.</p> |
| AUTO-REFRESH | <p>Specifies whether to display cached data on the screen. Valid only for the show command.</p> <p>CHAR(1): Y/N (Default = Y).</p> <p>Y—Queries the database for the most current data.</p> <p>N—Queries the database for the most current data only if the cached data is unavailable.</p> |
| CASUAL-CALL | <p>Specifies if casual calls are allowed over this trunk group. Used to block calls that arrive without an ANI. Customers can place casual calls by dialing a special 7-digit access code (101xxxx—where xxxx can be a 4-digit carrier code, or 0xxx for a 3-digit carrier code) before the area code and telephone number.</p> <p>CHAR(1): Y/N (Default = Y).</p> <p>Y—Casual calls are allowed.</p> <p>N—Casual calls are not allowed.</p> |
| COS-RESTRICT-ID | <p>Foreign key: COS Restrict table. ID from COS Restrict table.</p> <p>VARCHAR(16): 1–16 ASCII characters.</p> |
| DISPLAY | <p>Specifies what token information to display on the screen. Valid only for the show command.</p> <p>VARCHAR(1024): 1–1024 (Default = all tokens are displayed). Permitted values are any valid token that can be shown for this command. Multiple tokens can be entered by separating with a comma.</p> |
| LIMIT | <p>Specifies the number of rows to display on the screen. Valid only for the show command.</p> <p>INTEGER: 1–100000000 (Default = 100000000).</p> <p>Note The actual maximum number of rows displayed is currently lower than 100000000 due to software limitations.</p> |
| ORDER | <p>Specifies whether to display data on the screen in a sorted order. Valid only for the show command.</p> <p>VARCHAR(1024): 1–1024 (Default = all rows are displayed). Permitted values are any valid token that can be shown for this command. Multiple tokens can be entered by separating with a comma.</p> |
| START-ROW | <p>Specifies to begin displaying data on the screen at a specific row. Valid only for the show command.</p> <p>INTEGER: 1–100000000 (Default = 1).</p> |

Trunk Group Service Profile

The Trunk Group Service Profile (trunk-grp-service-profile) table links a trunk group to services.

Table Name: TRUNK-GRP-SERVICE-PROFILE

Table Containment Area: Call Agent, Tandem Feature Server

Command Types

Show, add, change, and delete

Examples

```
show trunk-grp-service-profile tgn-id=101; service-id= 2;
add trunk-grp-service-profile tgn-id=101; service-id= 2; priority=1;
change trunk-grp-service-profile tgn-id=101; service-id= 2; priority=2;
delete trunk-grp-service-profile tgn-id=101; service-id= 2;
```

Usage Guidelines

Primary Key Token(s): tgn-id, service-id

Foreign Key Token(s): tgn-id, service-id

Add Rules: None.

Change Rules: None.

Delete Rules: None.

Syntax Description

| | |
|--------------------|--|
| * TGN-ID (or * TG) | Primary key. Foreign key: Trunk Group table. Trunk group ID. This field can also be provisioned using tg instead of tgn-id. The EMS looks up the tgn-id based on the trunk group and then provisions it. INTEGER: 1–99999999. |
| * SERVICE-ID | Primary key. Foreign key: Service table. The number of service-ids that can be assigned to a trunk-grp is limited to 50. Must match valid service-id in the Service table. VARCHAR(16): 1–16 ASCII characters. |
| AUTO-REFRESH | Specifies whether to display cached data on the screen. Valid only for the show command. CHAR(1): Y/N (Default = Y). Y—Queries the database for the most current data. N—Queries the database for the most current data only if the cached data is unavailable. |
| DISPLAY | Specifies what token information to display on the screen. Valid only for the show command. VARCHAR(1024): 1–1024 (Default = all tokens are displayed). Permitted values are any valid token that can be shown for this command. Multiple tokens can be entered by separating with a comma. |

| | |
|-----------|---|
| LIMIT | <p>Specifies the number of rows to display on the screen. Valid only for the show command.</p> <p>INTEGER: 1–100000000 (Default = 100000000).</p> <p>Note The actual maximum number of rows displayed is currently lower than 100000000 due to software limitations.</p> |
| ORDER | <p>Specifies whether to display data on the screen in a sorted order. Valid only for the show command.</p> <p>VARCHAR(1024): 1–1024 (Default = all rows are displayed). Permitted values are any valid token that can be shown for this command. Multiple tokens can be entered by separating with a comma.</p> |
| PRIORITY | <p>Priority is used if there are multiple services assigned to a trunk group. The service with higher priority is processed first before the service with a lower priority. Priority 1 being the highest.</p> <p>SMALLINT: 1–10 (Default = 1).</p> |
| START-ROW | <p>Specifies to begin displaying data on the screen at a specific row. Valid only for the show command.</p> <p>INTEGER: 1–100000000 (Default = 1).</p> |



CHAPTER 8

Features and Services

Revised: July 24, 2009, OL-3743-42

This chapter defines features and services and their associated tables for customers.



Note

In this chapter, an asterisk preceding a token name means the token is mandatory. A token without an asterisk is optional.



Caution

Feature tokens are always entered in uppercase, or you will receive the following message: “Reply: Database is void of entries.” For example, enter AC_ACT, not ac_act. Also, feature tokens must be typed with an underscore “_” or you will receive the following message: “Reply: Database is void of entries.” For example, enter AC_ACT, not AC-ACT.

Application Server (Release 4.5)

The Application Server (app-server) table is used for Voice Mail and Privacy Manager features.

Table Name: APP-SERVER

Table Containment Area: Call Agent, FSPTC

Command Types

Show, add, change, and delete

Examples

```
show app-server id=vm01;
add app-server id=vm01;app-server-dn=469-255-0001; app-server-access-number=469-255-0001;
description=Voice Mail ID 1;
change app-server id=vm01; app-server-dn=469-255-0000; app-server-access-dn=469-255-0000;
delete app-server id=vm01;
```

Usage Guidelines

Primary Key Token(s): id

Add Rules: None

Change Rules: None

Delete Rules: None

| | | |
|--------------------|---------------------------------|---|
| Syntax Description | * ID | Primary key. The application server id. VARCHAR(16): 1–16 ASCII characters. |
| | * APP-SERVER-DN | Specifies whether to forward calls to an application server. For POTS subscribers, this token specifies a directory number (DN); for Centrex subscribers, this token specifies an extension. VARCHAR(14): 1–14 digits. |
| | APP-SERVER-ACCESS-DN | Specifies the application server access DN if the DN is different from the application server DN. This DN is used by the Call Agent when a user dials a star code to access the application server. VARCHAR(14): 1–14 digits. Note If this token is not provisioned, this token defaults to the app-server-dn. |
| | APP-SERVER-TYPE | Application server type. Example: Voice Mail, Privacy Manager. VARCHAR(16): 1–16 ASCII characters. Permitted values are: VM—Voice Mail PM—Privacy Manager |
| | AUTO-REFRESH | Specifies whether to display cached data on the screen. Valid only for the show command. CHAR(1): Y/N (Default = Y). Y—Queries the database for the most current data. N—Queries the database for the most current data only if the cached data is unavailable. |
| | DESCRIPTION (EMS-only field) | Described by the service provider. VARCHAR(64): 1–64 ASCII characters. |
| | DISPLAY | Specifies what token information to display on the screen. Valid only for the show command. VARCHAR(1024): 1–1024 (Default = all tokens are displayed). Permitted values are any valid token that can be shown for this command. Multiple tokens can be entered by separating with a comma. |
| | LIMIT | Specifies the number of rows to display on the screen. Valid only for the show command. INTEGER: 1–100000000 (Default = 100000000). Note The actual maximum number of rows displayed is currently lower than 100000000 due to software limitations. |

| | |
|-----------|--|
| ORDER | Specifies whether to display data on the screen in a sorted order. Valid only for the show command. VARCHAR(1024): 1–1024 (Default = all rows are displayed). Permitted values are any valid token that can be shown for this command. Multiple tokens can be entered by separating with a comma. |
| START-ROW | Specifies to begin displaying data on the screen at a specific row. Valid only for the show command. INTEGER: 1–100000000 (Default = 1). |

Class of Service Restriction

Class of service (COS) screening allows subscribers, or a group of subscribers, to have different collections of privileges and features assigned to them.

The COS Restrict (cos-restrict) table identifies the restrictions on a subscriber's class of service, including restrictions on the calls the subscriber can make (screening).

Call type and casual call screening are not performed for North American Numbering Plan (NANP¹) and international operator calls, even though NANP or casual call restrictions are requested for a calling party.

Account codes are not collected for:

- 0+, NANP operator calls
- 01+, international operators calls
- local calls

Table Name: COS-RESTRICT

Table Containment Area: FSPTC

Command Types

Show, add, change, and delete

Examples

```
show cos-restrict id=basic;
add cos-restrict id=basic;
change cos-restrict id=basic; acct-code-allow=y; auth-code-length=10;
auth-code-grp-id=cisco;
delete cos-restrict id=basic;
```

Usage Guidelines

Primary Key Token(s): id

Foreign Key Token(s): auth-code-grp-id

Add Rules: None.

Change Rules: None.

Delete Rules:

- ID does not exist in any casual-wb-list::cos-restrict-id.

1. In North America, national calls may be referred to as NANP calls.

- ID does not exist in any intl-wb-list::cos-restrict-id.
- ID does not exist in any national-wp-wb-list::cos-restrict-id.
- ID does not exist in any subscriber::cos-restrict-id.
- ID does not exist in any subscriber-profile::cos-restrict-id.
- ID does not exist in any ani::cos-restrict-id.
- ID does not exist in any trunk-grp::cos-restrict-id.

**Note**

The auth-code is not collected if block-da or block-intl are used.

Syntax Description

| | |
|---|--|
| * ID | Primary key. Class of service screening for a subscriber or trunk group. ID assigned to subscriber/trunk group by service provider. VARCHAR(16): 1–16 ASCII characters. |
| ACCT-CODE-ALLOW | Indicates whether the user must dial an account code. CHAR(1): Y/N (Default = N). |
| ACCT-CODE-LENGTH | Number of digits in account code. Determined by customer request. SMALLINT: 2–12. |
| ALLOW-CALLS-ON-IVR-FAILURE (Release 4.5) | Specifies whether to allow calls that fail to connect to the IVR during authorization code collection to go through. CHAR(1): Y/N (Default = N). Y—Call is allowed. N—Call is not allowed. Note This token can only be set to Y if prompt-method=IVR. |
| AUTH-CODE-ALLOW | Mandatory if acct-code-allow=Y. Indicates whether dialing party must enter a code to be connected. CHAR(1): Y/N (Default = N). |
| AUTH-CODE-GRP-ID | Mandatory if auth-code-allow=Y. Foreign key: Authorization Code Group table. ID number assigned in the Authorization Code Group table. Determined by customer request. VARCHAR(16): 1–16 ASCII characters. |
| AUTH-CODE-LENGTH | Mandatory if auth-code-allow=Y. Number of digits in authorization code. Determined by customer request. SMALLINT: 3–23. |
| AUTO-REFRESH | Specifies whether to display cached data on the screen. Valid only for the show command. CHAR(1): Y/N (Default = Y). Y—Queries the database for the most current data. N—Queries the database for the most current data only if the cached data is unavailable. |
| BLOCK-900 | Used to block 900 calls. CHAR(1): Y/ N (Default = N). |

| | |
|------------------------|---|
| BLOCK-976 | Used to block 976 calls. CHAR(1): Y/ N (Default = N). |
| BLOCK-DA | Used to block calls to Directory Assistance. CHAR(1): Y/ N (Default = N). |
| BLOCK-INFO | Used to block calls to information services. CHAR(1): Y/ N (Default = N). |
| BLOCK-INTL | Used to block International Calls CHAR(1): Y/ N (Default = N). |
| BLOCK-INTL-OPER-ASSIST | Used to block International Operator assistance. CHAR(1): Y/ N (Default = N). |
| BLOCK-NANP-OPER-ASSIST | Use to block Operator assistance with calls to NANP numbers. The restriction applies to both 0- and 0+ calls. CHAR(1): Y/ N (Default = N). |
| BLOCK-TW | Used to block calls to Time and Weather. CHAR(1): Y/ N (Default = N). |
| CASUAL-RESTRICT-TYPE | Specifies the 101XXXX (casual call) restriction type. VARCHAR(16): 1–16 ASCII characters. Permitted values are: ALL-CICS-ALLOWED (Default)— All casual calls are allowed. NO-CICS-ALLOWED—No casual calls are allowed. USE-WHITE-LIST—Calls to carriers appearing on the White List are allowed. USE-BLACK-LIST—Calls to carriers not appearing on the Black List are allowed. |
| DISPLAY | Specifies what token information to display on the screen. Valid only for the show command. VARCHAR(1024): 1–1024 (Default = all tokens are displayed). Permitted values are any valid token that can be shown for this command. Multiple tokens can be entered by separating with a comma. |
| II-RESTRICT | Specifies originating line information (OLI) White Black List screening type. Used for Tandem call screening. VARCHAR(5): 1–5 ASCII characters. Permitted values are: NONE (Default)—No OLI screening. WHITE—Use screening list as a White List. BLACK—Use screening list as a Black List. |
| INTL-RESTRICT-TYPE | International restriction type. Determines level of restriction for international calls by country code. VARCHAR(16): 1–16 ASCII characters. Permitted values are: ALL-CC-ALLOWED (Default)—Calls to all countries allowed. NO-CC-ALLOWED—Restrict international calls. USE-WHITE-LIST—Use as a White List. USE-BLACK-LIST—Use as a Black List. |

| | |
|--------------------------------|---|
| LIMIT | <p>Specifies the number of rows to display on the screen. Valid only for the show command.</p> <p>INTEGER: 1–100000000 (Default = 100000000).</p> <p>Note The actual maximum number of rows displayed is currently lower than 100000000 due to software limitations.</p> |
| NATIONAL-WB-LIST | <p>National White Black List. Restricts access to lines according to White List, Black List, or neither (no restriction).</p> <p>VARCHAR(5): 1–5 ASCII characters. Permitted values are:</p> <p>NONE (Default)—No screening or restrictions on national calls.</p> <p>WHITE—Use as a White List.</p> <p>BLACK—Use as a Black List.</p> |
| NATIONAL-RESTRICT-TYPE | <p>National restriction type. Determines the level of restriction for national calls. Restriction type all-nanp-calls is specific only to North America.</p> <p>VARCHAR(16): 1–16 ASCII characters. Permitted values are:</p> <p>ALL-NANP-CALLS (Default)—All NANP/national dialed calls are allowed.</p> <p>NATIONAL-ONLY—Only national calls terminating within the country are allowed.</p> <p>INTRASTATE-ONLY—Only intrastate calls are allowed.</p> <p>INTRALATA-ONLY—Only intraLATA calls are allowed (restrict interLATA calls).</p> <p>LOCAL-ONLY—Only local calls are allowed.</p> |
| NOD-WB-LIST | <p>Specifies nature of dial White Black List screening type.</p> <p>VARCHAR(5): 1–5 ASCII characters. Permitted values are:</p> <p>NONE (Default)—No NOD screening.</p> <p>WHITE—Use screening list as a White List.</p> <p>BLACK—Use screening list as a Black List.</p> |
| ORDER | <p>Specifies whether to display data on the screen in a sorted order. Valid only for the show command.</p> <p>VARCHAR(1024): 1–1024 (Default = all rows are displayed). Permitted values are any valid token that can be shown for this command. Multiple tokens can be entered by separating with a comma.</p> |
| PROMPT-METHOD (Release 4.5) | <p>Specifies whether to use a tone or IVR to prompt for an authorization or account code.</p> <p>VARCHAR(16): 1–16 ASCII characters.</p> <p>TONE (Default)—Use a tone to prompt for an authorization or account code.</p> <p>IVR—Use IVR to prompt for an authorization or account code.</p> |
| START-ROW | <p>Specifies to begin displaying data on the screen at a specific row. Valid only for the show command.</p> <p>INTEGER: 1–100000000 (Default = 1).</p> |

Feature

The Feature (feature) table defines characteristics for the features supported by the Cisco BTS 10200 Softswitch.



Note

To define features, you must specify a type/value pair. Therefore, to change the values for a feature, issue the **change** command according to the following example:

```
change feature fname=OCB; type1=pin-len; value1=5; type2=to; value2=2-; type3=fail-cnt;
value3=4; type4=lock-out; value4=60;
```

Table Name: FEATURE

Table Containment Area: FSPTC, FSAIN

Command Types

Show, add, change, and delete

Examples

```
show feature fname=CFU;
add feature fname=cfu; tdp1=termination-attempt-authorized;
tid1=termination-attempt-authorized; ttype1=R; tdp2=collected-information;
tid2=vertical-service-code; ttype2=R; feature-server-id=FSPTC203; fname1=cfua;
fname2=cfud;
change feature fname=cfu; type1=mcf; value1=n;
delete feature fname=cfu;
```

Usage Guidelines

Primary Key Token(s): fname

Foreign Key Token(s): tdp1, tid1, feature-server-id, f-name

Add Rules: Both type/value tokens are required as a pair.

Change Rules: Both type/value tokens are required as a pair.



Delete Rules: fname cannot exist in any service::fnameⁿ where n = 1 to 10.

Syntax Description

| | |
|---------------------|--|
| * FNAME | Primary key. Foreign key: Feature Profile Base table. Feature name. See Appendix B, “Valid Features,” for valid feature names. VARCHAR(16): 1–16 ASCII characters. |
| * FEATURE-SERVER-ID | Foreign key: Feature Server table. Identifies the Feature Server. VARCHAR(8): 1–8 ASCII characters. |
| AUTO-REFRESH | Specifies whether to display cached data on the screen. Valid only for the show command. CHAR(1): Y/N (Default = Y). Y—Queries the database for the most current data. N—Queries the database for the most current data only if the cached data is unavailable. |

| | |
|---|--|
| DESCRIPTION (EMS-only field) | Described by the service provider. VARCHAR(64): 1–64 ASCII characters. |
| DISPLAY | Specifies what token information to display on the screen. Valid only for the show command. VARCHAR(1024): 1–1024 (Default = all tokens are displayed). Permitted values are any valid token that can be shown for this command. Multiple tokens can be entered by separating with a comma. |
| FNAME1 | Feature name 1. Additional feature associated with FNAME. VARCHAR(16): 1–16 ASCII characters. |
| FNAME2 | Feature name 2. Additional feature associated with FNAME. VARCHAR(16): 1–16 ASCII characters. |
| FNAME3 | Feature name 3. Additional feature associated with FNAME. VARCHAR(16): 1–16 ASCII characters. |
| FNAME4 | Feature name 4. Additional feature associated with FNAME. VARCHAR(16): 1–16 ASCII characters. |
| FNAME5 (Release 4.5) | Foreign key: Feature Profile Base table. Feature Name 5. Additional feature associated with FNAME. VARCHAR(16): 1–16 ASCII characters. |
| FS-SWITCH OVER-ON- CA-CONN- LOSS | Used when the Feature Server detects a connectivity loss with all associated Call Agents. This token determines if the Feature Server will switch over to its mate or keep trying for connection to Call Agent. CHAR(1): Y (Default = Y). Note Only the value of Y is allowed. |
| GRP- FEATURE | Specifies if this is a group feature. All members of a group have access to a feature by default. CHAR(1): Y/N (Default = N). Y—This is a group feature. N—This is not a group feature. |
| LIMIT | Specifies the number of rows to display on the screen. Valid only for the show command. INTEGER: 1–100000000 (Default = 100000000). Note The actual maximum number of rows displayed is currently lower than 100000000 due to software limitations. |
| ORDER | Specifies whether to display data on the screen in a sorted order. Valid only for the show command. VARCHAR(1024): 1–1024 (Default = all rows are displayed). Permitted values are any valid token that can be shown for this command. Multiple tokens can be entered by separating with a comma. |
| SK (Not used) | Service key. SMALLINT: 1–255. |

| | |
|---------------------------------|---|
| START- ROW | Specifies to begin displaying data on the screen at a specific row. Valid only for the show command. INTEGER: 1–100000000 (Default = 1). |
| TDP1 (EMS-only field) | Foreign key: TDP table. Trigger detection point. VARCHAR(32): 1–32 ASCII characters. |
| TDP2 (EMS-only field) | Additional trigger detection point if required. VARCHAR(32): 1–32 ASCII characters. |
| TDP3 (EMS-only field) | Additional trigger detection point if required. VARCHAR(32): 1–32 ASCII characters. |
| TID1 (EMS-only field) | Foreign key: TID table. Trigger ID. VARCHAR(32): 1–32 ASCII characters. |
| TID2 (EMS-only field) | Additional trigger ID if required. VARCHAR(32): 1–32 ASCII characters. |
| TID3 (EMS-only field) | Additional trigger ID if required. VARCHAR(32): 1–32 ASCII characters. |
| TTYTYPE1 (EMS-only field) | Trigger type. Reports an occurrence of an event in the Call Agent. Specifies whether a response regarding an event is required from the Feature Server. CHAR(1): R/N. R—Request. A response is required from the Feature Server. N—Notify. No response is required from the Feature Server. |
| TTYTYPE2 (EMS-only field) | Additional trigger type if required. Reports an occurrence of an event in the Call Agent. Specifies whether a response regarding an event is required from the Feature Server. CHAR(1): R/N. R—Request. A response is required from the Feature Server. N—Notify. No response is required from the Feature Server. |
| TTYTYPE3 (EMS only field) | Additional trigger type if required. Reports an occurrence of an event in the Call Agent. Specifies whether a response regarding an event is required from the Feature Server. CHAR(1): R/N. R—Request. A response is required from the Feature Server. N—Notify. No response is required from the Feature Server. |

| | |
|---|--|
| TYPE1 | <p>Defines feature-specific default values.</p> <p>VARCHAR(8): 1–8 ASCII characters. Permitted values are:</p> <p>0—Lock out indefinitely.</p> <p>180—The service is locked out for activation or deactivation for the lockout period after the fail-cnt reaches the specified threshold. The lockout period begins after the last failed attempt.</p> <p>CC—Courtesy call.</p> <p>AN—Make courtesy call during call forwarding activation. Answer on CC is required to activate call forwarding.</p> <p>NOANS—Make courtesy call during call forwarding activation. Answer on CC is not required to activate call forwarding.</p> <p>N—No courtesy call during call forwarding activation.</p> <p>Y—Make courtesy call during call forwarding activation.</p> <p>FAIL-CNT—Number of consecutive failures allowed before service is locked.</p> <p>FDT—Final dial tone.</p> <p>N—Do not provide final dial tone</p> <p>Y—Provide final dial tone</p> <p>NO-TONE (Release 4.5)</p> <p>DIAL-TONE (Release 4.5)</p> <p>STUTTER-DIAL-TONE (Release 4.5)</p> <p>CONFIRMATION-TONE (Release 4.5)</p> <p>CONFIRMATION-DIAL-TONE (Release 4.5)</p> |
|  Caution | <p>As of Release 4.5, no validation is performed on the FDT values. Invalid values may be accepted, but the feature will not work correctly.</p> |
| <p>INTL—Specifies whether international call forwarding is allowed. Applies to CFUA, CFNAVA and CBVA features.</p> <p>LOCK-OUT—Lockout period, in minutes, for the OCB feature. Range is 1–180 (Default = 30).</p> <p>MCF—Multiple call forwarding. It determines if multiple call forwarding is allowed when call forwarding unconditional is encountered. By default, only one call at a time can be forwarded from any subscriber. If MCF is set to Y, multiple simultaneous calls can be forwarded.</p> <p>PIN-LEN—Pin length for OCB feature. Range is 1–8 (Default = 4 digits).</p> <p>RR (Default)—Ring reminder for call forwarding unconditional feature.</p> <p>SDT—Provides a second dial tone after the access code.</p> <p>N—Do not provide second dial tone.</p> <p>Y—Provide second dial tone.</p> <p>NO-TONE (Release 4.5)</p> <p>DIAL-TONE (Release 4.5)</p> <p>STUTTER-DIAL-TONE (Release 4.5)</p> <p>CONFIRMATION-TONE (Release 4.5)</p> <p>CONFIRMATION-DIAL-TONE (Release 4.5)</p> |  Caution |
| <p>TO—Feature dependent. (1) Specifies default timeout period for call forwarding no answer feature. A timeout is the number of seconds to ring a phone before forwarding. Six seconds is equivalent to one ring. (2) Specifies the number of seconds for dial tone timeout for warmline feature. (3) Specifies the number of minutes before the OCB service is unlocked for activation and deactivation. (4) Specifies the default timeout period for call waiting feature. If call is not answered within the value, the incoming call is disconnected.</p> <p>VALUE1 = 0 means features are ignored.</p> <p>VALUE1 = 1–180 tracks the number of consecutive failures within the TO time span. The time span begins with the first failure.</p> <p>VALUE2 = 0 means no service lockout.</p> <p>VALUE2 = 1–10 is the number of unsuccessful attempts to activate or deactivate OCB before service is locked out.</p> | <p>As of Release 4.5, no validation is performed on the SDT values. Invalid values may be accepted, but the feature will not work correctly.</p> |

| | |
|--------|---|
| TYPE2 | Feature-specific data type2. VARCHAR(8): 1–8 ASCII characters. |
| TYPE3 | Feature-specific data type3. VARCHAR(8): 1–8 ASCII characters. |
| TYPE4 | Feature-specific data type4. VARCHAR(8): 1–8 ASCII characters. |
| VALUE1 | Value for data type1. VARCHAR(5): 1–5 ASCII characters. VARCHAR(32): 1–32 ASCII characters. (Release 4.5) If this field is set to Y for RR, and the subscriber is SIP, there is no effect. |
| VALUE2 | Value for data type2. VARCHAR(5): 1–5 ASCII characters. VARCHAR(32): 1–32 ASCII characters. (Release 4.5) |
| VALUE3 | Value for data type3. VARCHAR(5): 1–5 ASCII characters. VARCHAR(32): 1–32 ASCII characters. (Release 4.5) |
| VALUE4 | Value for data type4. VARCHAR(5): 1–5 ASCII characters. VARCHAR(32): 1–32 ASCII characters. (Release 4.5) |

Table 8-1 lists the supported trigger detection points (TDPs) and trigger IDs (TIDs).

Table 8-1 Trigger Detection Points and Trigger IDs to Feature Mapping Tokens

| Trigger Detection Point (TDP) | Trigger ID (TID) | Features |
|-------------------------------|------------------------|-------------------------|
| ANALYZED_INFORMATION | | Not used |
| CALL_ACCEPTED | CALL_ACCEPTED | CFC, CFNA, VM |
| CALL_ACCEPTED | CALL_ACCEPTED_NOTIFY | ALERT_NOTIFY |
| COLLECTED_INFORMATION | 911_TRIGGER | 911 |
| COLLECTED_INFORMATION | COS_TRIGGER | COS, OCB |
| COLLECTED_INFORMATION | CUSTOMIZE_DIALING_PLAN | CDP, DND_ACT, DND_DEACT |
| COLLECTED_INFORMATION | LCD_TRIGGER | LCD, LNP |
| COLLECTED_INFORMATION | LNP_TRIGGER | LNP |
| COLLECTED_INFORMATION | SC1D_TRIGGER | GSC1D, SC1D |
| COLLECTED_INFORMATION | SC2D_TRIGGER | GSC2D, SC2D |
| COLLECTED_INFORMATION | SPECIFIC_DIGIT_STRING | 8XX |

Table 8-1 Trigger Detection Points and Trigger IDs to Feature Mapping Tokens (continued)

| Trigger Detection Point (TDP) | Trigger ID (TID) | Features |
|---------------------------------|--------------------------------|--|
| COLLECTED_INFORMATION | VERTICAL_SERVICE_CODE | AC, AR, AC_ACT, AC_DEACT, ACRA, ACR_ACT, ACRD, ACR_DEACT, AR_ACT, AR_DEACT, CBLK, CCW, CFBI, CFBVA, CFBVD, CFC_ACT, CFC_DEACT, CFC_DN_CHG_ACT, CFCI, CFCI_NO_DN_VRFY, CFNAI, CFNAVA, CFNAVD, CFUA, CFUD, CFUI, CFVABBG, CIDSD, CIDSS, CNAB, CNDB, COT, CWDA, CWDD, CWDI, DPN, DPU, DRCW_ACT, HOTVD, HOTVI, NSA_ACT, OCBA, OCBD, OCBI, PS_MANAGE, PS_O, RACF_PIN, SC1D_ACT, SC2D_ACT, SCA_ACT, SCF_ACT, SCR_ACT, SLE, VM_ACCESS, VM_ACT, VM_DEACT, VMA_ACT, VMA_DEACT |
| FACILITY_SELECTED_AND_AVAILABLE | TERMINATION_RESOURCE_AVAILABLE | CNAM, CND |
| O_ABANDON | | Not used |
| O_ANSWER | | Not used |
| O_ATTEMPT | ORIGINATION_ATTEMPT | Not used |
| O_ATTEMPT_AUTHORIZED | O_ATTEMPT_AUTHD | HOTLINE, HOTV, WARMLINE |
| O_CALLED_PARTY_BUSY | | Not used |
| O_DISCONNECT | | Not used |
| O_EXCEPTION | | Not used |
| O_MID_CALL | O_SWITCH_HOOK_FLASH_IMMEDIATE | CCW, CHD, CPRK, CT, TWC, TWCD, USTWC |
| O_MID_CALL | REFER_TRIGGER | REFER |
| O_NO_ANSWER | | Not used |
| O_NOT_REACHABLE | | Not used |
| O_NULL | | Not used |
| O_RE_ANSWER | | Not used |
| O_SUSPEND | | Not used |
| O_TERM_SEIZED | | Not used |
| ROUTE_SELECT_FAILURE | | Not used |
| ROUTE_SELECTED | ROUTE_SELECTED | OSFG |
| T_ABANDON_DP | T_ABANDON_DP | Not used |
| T_ANSWER | T_ANSWER | IVR, RACF, RACF_PIN, SLE |
| T_BUSY | T_BUSY | CFB, CFC, CIDCW, CW, CWD, VM |
| T_DISCONNECT | T_DISCONNECT | Not used |

Table 8-1 Trigger Detection Points and Trigger IDs to Feature Mapping Tokens (continued)

| Trigger Detection Point (TDP) | Trigger ID (TID) | Features |
|--------------------------------|--------------------------------|---|
| T_EXCEPTION | ACCOUNT_CODE | Not used |
| T_EXCEPTION | D_OF_TRIGGER | Not used |
| T_EXCEPTION | T_EXCEPTION | Not used |
| T_EXCEPTION | T_NOT_REACHABLE | CFB |
| T_MID_CALL | T_SWITCH_HOOK_FLASH_IMMEDIATE | CCW, CHD, CT, TWC, USTWC, CPRK |
| T_MID_CALL | REFER_TRIGGER | REFER |
| T_NO_ANSWER | T_NO_ANSWER | Not used |
| T_NOT_REACHABLE | T_NOT_REACHABLE | Not used |
| T_NULL | | Not used |
| T_REANSWER | T_REANSWER | Not used |
| T_SUSPEND | T_SUSPEND | Not used |
| TERMINATION_ATTEMPT | TERMINATION_ATTEMPT | BLV |
| TERMINATION_ATTEMPT_AUTHORIZED | TERMINATION_ATTEMPT_AUTHORIZED | ACR, CFU, CFVBBG, DACWI, DND, DRCW, ISFG, MDN, NSA, PS, , RCF, SCA, SCF, SCR, VMA |

Feature Configuration (Release 4.5)

The Feature Configuration (feature-config) table defines feature-specific configurable parameters. Valid parameters for this table are defined in the Feature Configuration Base table.

Table Name: FEATURE-CONFIG

Table Containment Area: FSPTC, FSAIN

Command Types

Show, add, change, and delete

Examples

```
show feature-config fname=ar;
add feature-config fname=ar; type=ARAC-NAME-VOICEBACK-OPTION; datatype=BOOLEAN; value=N;
change feature-config fname=ar; type=ARAC-NAME-VOICEBACK-OPTION; value=Y;
delete feature-config fname=ar; type=ARAC-NAME-VOICEBACK-OPTION;
```

Usage Guidelines

Primary Key Token(s): id, type

Foreign Key Token(s): id

Add Rules: None.

Change Rules: None.

Delete Rules: None.

| | | |
|--------------------|--------------|--|
| Syntax Description | * FNAME | Primary key. Foreign key: Feature table. Feature Name. VARCHAR(16): 1–16 ASCII characters. |
| | * TYPE | Primary key. Feature type. VARCHAR(50): 1–50 ASCII characters. |
| | * VALUE | Feature value. VARCHAR(64): 1–64 ASCII characters. |
| | AUTO-REFRESH | Specifies whether to display cached data on the screen. Valid only for the show command. CHAR(1): Y/N (Default = Y). Y—Queries the database for the most current data. N—Queries the database for the most current data only if the cached data is unavailable. |
| | DATATYPE | Not provisionable. Populated from the Feature Configuration Base table. VARCHAR(16): 1–16 ASCII characters. Permitted values are: BOOLEAN INTEGER STRING DIGITS |
| | DESCRIPTION | Described by the service provider. VARCHAR(64): 1–64 ASCII characters. |
| | DISPLAY | Specifies what token information to display on the screen. Valid only for the show command. VARCHAR(1024): 1–1024 (Default = all tokens are displayed). Permitted values are any valid token that can be shown for this command. Multiple tokens can be entered by separating with a comma. |
| | LIMIT | Specifies the number of rows to display on the screen. Valid only for the show command. INTEGER: 1–100000000 (Default = 100000000). Note The actual maximum number of rows displayed is currently lower than 100000000 due to software limitations. |
| | ORDER | Specifies whether to display data on the screen in a sorted order. Valid only for the show command. VARCHAR(1024): 1–1024 (Default = all rows are displayed). Permitted values are any valid token that can be shown for this command. Multiple tokens can be entered by separating with a comma. |
| | START-ROW | Specifies to begin displaying data on the screen at a specific row. Valid only for the show command. INTEGER: 1–100000000 (Default = 1). |

Feature Configuration Base (Release 4.5)

The Feature Configuration Base (feature-config-base) table is a nonprovisionable table that performs constraint checks. This table is provisioned from the Feature Configuration table. See [Appendix B, “Feature Configuration Base Types and Values \(Release 4.5\)”](#) for the specific parameters of this table.

Table Name: FEATURE-CONFIG-BASE

Command Types Show

Examples `show feature-config-base; fname=SLE; TYPE=T1-TIMER;`

Usage Guidelines Primary Key Token(s): id, type

| | | |
|---------------------------|---------------|--|
| Syntax Description | * FNAME | Primary key. Feature name. VARCHAR(16): 1–16 ASCII characters. |
| | * TYPE | Primary key. Specifies the type of data. VARCHAR(50): 1 - 50 ASCII characters. |
| | * DATATYPE | Specifies the data for the defined type. VARCHAR(8): 1–8 ASCII characters. Permitted values are: BOOLEAN—Value is BOOLEAN (Y, N, YES, NO). INTEGER—Value is an integer. STRING—Value is a character string. DIGITS—Value is a digit string. |
| | AUTO-REFRESH | Specifies whether to display cached data on the screen. Valid only for the show command. CHAR(1): Y/N (Default = Y). Y—Queries the database for the most current data. N—Queries the database for the most current data only if the cached data is unavailable. |
| | CHK-POS-VAL | Specifies whether the EMS validates the to-value against one of the values provisioned in Table 8-2 . CHAR(1): Y/N (Default = N). |
| | DEFAULT-VALUE | The default value associated with data type defined in the type token. VARCHAR(64): 1–64 ASCII characters. |
| | DISPLAY | Specifies what token information to display on the screen. Valid only for the show command. VARCHAR(1024): 1–1024 (Default = all tokens are displayed). Permitted values are any valid token that can be shown for this command. Multiple tokens can be entered by separating with a comma. |
| | | |

| | |
|------------|--|
| FROM-VALUE | Beginning value of the range for the type. Valid only if datatype=INTEGER. See Appendix B, “Feature Configuration Base Types and Values (Release 4.5).” |
| LIMIT | Specifies the number of rows to display on the screen. Valid only for the show command. INTEGER: 1–100000000 (Default = 100000000). Note The actual maximum number of rows displayed is currently lower than 100000000 due to software limitations. |
| ORDER | Specifies whether to display data on the screen in a sorted order. Valid only for the show command. VARCHAR(1024): 1–1024 (Default = all rows are displayed). Permitted values are any valid token that can be shown for this command. Multiple tokens can be entered by separating with a comma. |
| START-ROW | Specifies to begin displaying data on the screen at a specific row. Valid only for the show command. INTEGER: 1–100000000 (Default = 1). |
| TO-VALUE | Ending value of the range for the type. Valid only if datatype=INTEGER. See Appendix B, “Feature Configuration Base Types and Values (Release 4.5).” |

[Table 8-2](#) lists the permitted values for the chk-pos-val token and the Feature Configuration Base Possible Value table.

Table 8-2 Feature Configuration Base Possible Values

| Fname | Type | Value |
|-------|---------------------------|-----------|
| SLE | LIST-EDITING-RETURN-KEY | * |
| SLE | LIST-EDITING-RETURN-KEY | # |
| SLE | LIST-EDITING-RETURN-KEY | *# |
| PS | PRIVACY-UNKNOWN-TREATMENT | PUBLIC |
| PS | PRIVACY-UNKNOWN-TREATMENT | ANONYMOUS |
| ACR | PRIVACY-UNKNOWN-TREATMENT | PUBLIC |
| ACR | PRIVACY-UNKNOWN-TREATMENT | ANONYMOUS |

Feature Configuration Base Possible Value (Release 4.5)

The Feature Configuration Base Possible Value (feature-config-base-pos-val) table is a nonprovisionable table that performs constraint checks on any possible value for any particular feature-config parameter.

Table Name: FEATURE-CONFIG-BASE-POS-VAL

Command Types

Show

Examples

```
show feature-config-base-pos-val; fname=SLE; type=LIST-EDITING-RETURN-KEY; value=*
```

Usage Guidelines

Primary Key Token(s): id, value

Foreign Key Token(s): fname

Syntax Description

| | |
|--------------|---|
| * FNAME | Primary Key. Foreign key: Feature Configuration Base table. The feature name. VARCHAR(16): 1–16 ASCII characters. |
| * TYPE | The type of data. The value column in Table 8-2 defines the data for the defined type. VARCHAR(50): 1–50 ASCII characters. |
| * VALUE | Primary key. Defines the value associated with the type. VARCHAR(64): 1–64 ASCII characters. See Table 8-2 for permitted values. These values must be entered in UPPERCASE (Release 4.5.1) |
| AUTO-REFRESH | Specifies whether to display cached data on the screen. CHAR(1): Y/N (Default = Y). Y—Queries the database for the most current data. N—Queries the database for the most current data only if the cached data is unavailable. |
| DISPLAY | Specifies what token information to display on the screen. VARCHAR(1024): 1–1024 (Default = all tokens are displayed). Permitted values are any valid token that can be shown for this command. Multiple tokens can be entered by separating with a comma. |
| LIMIT | Specifies the number of rows to display on the screen. INTEGER: 1–100000000 (Default = 100000000). Note The actual maximum number of rows displayed is currently lower than 100000000 due to software limitations. |
| ORDER | Specifies whether to display data on the screen in a sorted order. VARCHAR(1024): 1–1024 (Default = all rows are displayed). Permitted values are any valid token that can be shown for this command. Multiple tokens can be entered by separating with a comma. |
| START-ROW | Specifies to begin displaying data on the screen at a specific row. INTEGER: 1–100000000 (Default = 1). |

Feature Profile Base (Release 4.5)

The Feature Profile Base (feature-profile-base) table defines all valid type-value pairs that are associated with a feature. The table is not provisionable.

Command Types

Show

Examples

```
show feature-profile-base fname=CFU;
```

Usage Guidelines

Primary Key Token(s): fname

Syntax Description

| | |
|-----------------|--|
| * FNAME | Primary key. The feature name. VARCHAR(16): 1–16 ASCII characters. |
| * TYPE | Defines the feature-specific default values. VARCHAR(8): 1–8 ASCII characters. |
| * DATATYPE | The type of data. VARCHAR(16): 1–16 ASCII characters. Permitted values are: BOOLEAN INTEGER STRING |
| * DEFAULT-VALUE | The default value of the data type. VARCHAR(5): 1–5 ASCII characters. |
| AUTO-REFRESH | Specifies whether to display cached data on the screen. Valid only for the show command. CHAR(1): Y/N (Default = Y). Y—Queries the database for the most current data. N—Queries the database for the most current data only if the cached data is unavailable. |
| DESCRIPTION | Described by the service provider. VARCHAR(64): 1–64 ASCII characters. |
| DISPLAY | Specifies what token information to display on the screen. Valid only for the show command. VARCHAR(1024): 1–1024 (Default = all tokens are displayed). Permitted values are any valid token that can be shown for this command. Multiple tokens can be entered by separating with a comma. |
| FROM-VALUE | Beginning value of the range for the type. Valid only if datatype=INTEGER. See Appendix B, “Feature Configuration Base Types and Values (Release 4.5).” |

| | |
|-----------|---|
| LIMIT | <p>Specifies the number of rows to display on the screen. Valid only for the show command.</p> <p>INTEGER: 1–100000000 (Default = 100000000).</p> <p>Note The actual maximum number of rows displayed is currently lower than 100000000 due to software limitations.</p> |
| ORDER | <p>Specifies whether to display data on the screen in a sorted order. Valid only for the show command.</p> <p>VARCHAR(1024): 1–1024 (Default = all rows are displayed). Permitted values are any valid token that can be shown for this command. Multiple tokens can be entered by separating with a comma.</p> |
| START-ROW | <p>Specifies to begin displaying data on the screen at a specific row. Valid only for the show command.</p> <p>INTEGER: 1–100000000 (Default = 1).</p> |
| TO-VALUE | <p>Ending value of the range for the type. Valid only if datatype=INTEGER. See Appendix B, “Feature Configuration Base Types and Values (Release 4.5).”</p> |

Nature of Dial Restrict List

The Nature of Dial Restrict List (nod-restrict-list) table defines feature specific restrictions list based on the nature of dial (NOD). If a NOD exists in the table, the feature activation is denied. This table is checked during activation by the following features:

- HOTVA—Hotline Variable Activation
- CFUA—Call Forwarding Unconditional Activation
- CFNAVA—Call Forwarding No Answer Variable Activation
- CFBVA—Call Forwarding Busy Variable Activation

Table Name: NOD-RESTRICT-LIST

Table Containment Area: FSPTC

Command Types

Show, add, and delete

Examples

```
show nod-restrict-list fname=CFU;
add nod-restrict-list fname=CFU; nod=EMG;
delete nod-restrict-list fname=CFU; nod=EMG;
```

Usage Guidelines

Primary Key Token(s): fname, nod

Foreign Key Token(s): fname, nod

Add Rules: None.

Change Rules: None.

Delete Rules: None.

Syntax Description

| | |
|--------------|--|
| * FNAME | Primary key. Foreign key: Feature table. The feature exception list ID. VARCHAR(16): 1–16 ASCII characters. |
| * NOD | Primary key. Foreign key: Nature of Dial table. The nature of the dial. VARCHAR(16): 1–16 ASCII characters. |
| AUTO-REFRESH | Specifies whether to display cached data on the screen. Valid only for the show command. CHAR(1): Y/N (Default = Y). Y—Queries the database for the most current data. N—Queries the database for the most current data only if the cached data is unavailable. |
| DISPLAY | Specifies what token information to display on the screen. Valid only for the show command. VARCHAR(1024): 1–1024 (Default = all tokens are displayed). Permitted values are any valid token that can be shown for this command. Multiple tokens can be entered by separating with a comma. |

| | |
|-----------|--|
| LIMIT | Specifies the number of rows to display on the screen. Valid only for the show command. INTEGER: 1–100000000 (Default = 100000000). Note The actual maximum number of rows displayed is currently lower than 100000000 due to software limitations. |
| ORDER | Specifies whether to display data on the screen in a sorted order. Valid only for the show command. VARCHAR(1024): 1–1024 (Default = all rows are displayed). Permitted values are any valid token that can be shown for this command. Multiple tokens can be entered by separating with a comma. |
| START-ROW | Specifies to begin displaying data on the screen at a specific row. Valid only for the show command. INTEGER: 1–100000000 (Default = 1). |

Valid NOD values are specified in [Table 8-3](#).

Table 8-3 *Valid NOD Values*

| Nature of Dial | Description |
|----------------|--|
| 500 | 500 (PCS) Call |
| 700 | 700 Call |
| 900 | 900 (Premium Rate) Call |
| 976 | 976 (Information) Call |
| AIRLINES | Airlines Information and Reservation |
| AMBULANCE | Ambulance |
| ANA | Automatic Number Announcement |
| ATTENDANT | Attendant Access (Centrex) |
| BLV | Busy Line Verification (Release 4.5) |
| BUSINESS | Business Office |
| CASUAL | Casual Call |
| CUT-THRU | Cut-thru Call |
| DA | Directory Assistance Call |
| DA-TOLL | Directory Assistance Toll Call |
| EMG | Emergency Call |
| EXTENSION | Extension Dialing |
| FIRE | Fire |
| INFO | Information Call (976) |
| INTERLATA | InterLATA Toll Call |
| INTL | International Call |
| INTL-OPR | International Operator Assisted |
| INTL-WZ1 | International call within World Zone 1 (outside of contiguous 48 states) |

Table 8-3 **Valid NOD Values (continued)**

| Nature of Dial | Description |
|----------------|---|
| LB-TEST | Loopback Test Call (108 Test Line) |
| LNP | Local Number Portability Call (Release 4.5) |
| LOCAL | Local Call |
| LRN | Location Routing Number |
| MOBILE | Calls to Mobile Network |
| NAS | Network Access Server |
| NATIONAL | National Call |
| NAT-OPR | National Operator Assisted Call |
| NON-EMG | Non Emergency Number (311) |
| OPERATOR | Operator Call |
| PCS | PCS (500) Call |
| POLICE | Police |
| PREMIUM | Premium Rate Call (900) |
| RAILWAYS | Railways Information and Reservation |
| RELAY | Relay |
| REPAIR | Repair Bureau |
| SPEED-CALL | Speed Calling (Release 4.5) |
| SUBSCRIBER | Subscriber Call |
| SVC-CODE | Generic Service Code Call Type |
| TANDEM | Tandem Call |
| TEST-CALL | Test Call |
| TIME | Time |
| TOLL | IntraLATA Toll Call |
| TOLL-FREE | Toll-Free Call |
| TRAFFIC | Traffic Accident Report |
| TW | Time and Weather |
| WEATHER | Weather Report |

Outgoing Call Barring Profile (Release 4.4.1)

The Outgoing Call Barring (OCB) Profile (ocb-profile) table defines an OCB Profile. The OCB Profile can be defined at a POP level by provisioning the ocb-profile-id in the Point of Presence (POP) table or at the Call Agent level by provisioning the default-ocb-profile-id in the Call Agent Configuration (CA-CONFIG) table. If an OCB Profile id is not provisioned in either the POP table or the CA-CONFIG table, then a default OCB behavior is used. If an ocb-profile-id is provisioned in the POP table and an ID is provisioned in the OCB Profile table, the ocb-profile-id in the POP table has precedence.

Table Name: OCB-PROFILE

Table Containment Area: FSPTC, EMS

Command Types Show, add, change, and delete

Examples

```
show ocb-profile id=atlantaPop;
add ocb-profile id=atlantaPop;
change ocb-profile id=atlantaPop; all-calls-restrict-k-value=9;
delete ocb-profile id=atlantaPop;
```

Usage Guidelines

Primary Key Token(s): id

Add Rules: None.

Change Rules: None.

Delete Rules: None.

| | | |
|--------------------|----------------------------|--|
| Syntax Description | * ID | Primary key. The OCB profile id. VARCHAR(16): 1–16 ASCII characters. |
| | ALL-CALLS-RESTRICT-K-VALUE | The default k-value. The default k-value restricts all calls except emergency and other calls as defined by the COS Trigger Escape List. INTEGER: 0–9 (Default = 1). 0—Specifies that the all-call-restriction option does not apply. |
| | AUTO-REFRESH | Specifies whether to display cached data on the screen. Valid only for the show command. CHAR(1): Y/N (Default = Y). Y—Queries the database for the most current data. N—Queries the database for the most current data only if the cached data is unavailable. |
| | | |

| | |
|---------------------------------|---|
| DEACTIVATION- OPTION | <p>Specifies whether the k-value is required for OCB deactivation.</p> <p>VARCHAR(20): 1–20 ASCII characters. Permitted values are:</p> <p>NO-K-VALUE (Default)—K-value is not required for deactivation.</p> <p>K-VALUE-MATCH—K-value is required and must match the current K-value used during activation.</p> <p>K-VALUE-NO-MATCH—K-value is required but is not matched with the K-value used during activation.</p> |
| DESCRIPTION (EMS-only field) | <p>Described by the service provider.</p> <p>VARCHAR(64): 1–64 ASCII characters.</p> |
| DISPLAY | <p>Specifies what token information to display on the screen. Valid only for the show command.</p> <p>VARCHAR(1024): 1–1024 (Default = all tokens are displayed). Permitted values are any valid token that can be shown for this command. Multiple tokens can be entered by separating with a comma.</p> |
| FAIL-CNT | <p>Fail count. Specifies the number of consecutive failures allowed before the service is locked.</p> <p>INTEGER: 0–10 (Default = 3).</p> <p>0—No service lockout.</p> <p>1–10—Specifies the number of invalid attempts to activate or deactivate OCB before service is locked out.</p> |
| LIMIT | <p>Specifies the number of rows to display on the screen. Valid only for the show command.</p> <p>INTEGER: 1–100000000 (Default = 100000000).</p> <p>Note The actual maximum number of rows displayed is currently lower than 100000000 due to software limitations.</p> |
| LOCK-OUT | <p>Specifies the lockout period of time in minutes. The service is locked out for activation or deactivation during this lockout period after the fail-cnt reaches the specified threshold. The lockout period begins after the last failed attempt.</p> <p>INTEGER: 0–180 (Default = 30).</p> <p>0—Lock out indefinitely. The service provider must reset the subscriber to unlock.</p> |
| MAX-K-VALUES | <p>Specifies the maximum number of k-values supported by the OCB feature.</p> <p>INTEGER: 1–9 (Default = 3).</p> |
| ORDER | <p>Specifies whether to display data on the screen in a sorted order. Valid only for the show command.</p> <p>VARCHAR(1024): 1–1024 (Default = all rows are displayed). Permitted values are any valid token that can be shown for this command. Multiple tokens can be entered by separating with a comma.</p> |
| PIN-LEN | <p>Specifies the private identification number (PIN) length used by the OCB feature.</p> <p>INTEGER: 1–8 (Default = 4).</p> |

| | |
|-----------|---|
| START-ROW | Specifies to begin displaying data on the screen at a specific row. Valid only for the show command. INTEGER: 1–100000000 (Default = 1). |
| TO | Specifies a time span in minutes within which the number of consecutive failures is counted. The time span begins with the first failure. INTEGER: 0–180 (Default = 30). 0—Ignore all failures. |

Outgoing Call Barring K Value (Release 4.4.1)

The Outgoing Call Barring K Value (ocb-k-value) table associates call types to a particular k-value. A k-value is an integer from 1 to 9 that is dialed by a user to select different levels of OCB restrictions. Multiple call types can be provisioned against each k-value. A call type can be associated with multiple k-values. Each call type/k-value combination generates one unique record in the Element Management System.



Note

Multiple call types can be specified during add and delete commands. If multiple call types are specified in a command and one of the call types is invalid, then the whole command is rejected and must be reprovisioned.



Note

Use the forced token to delete all records against a particular k-value or to delete all records for an ocb-profile-id.

Table Name: OCB-K-VALUE

Table Containment Area: FSPTC, EMS

Command Types

Show, add, and delete

Examples

```
show ocb-k-value ocb-profile-id=atlantaPop;
add ocb-k-value ocb-profile-id=atlantaPop; k-value=1; call-type=local, national, intl,
mobile;
delete ocb-k-value ocb-profile-id=atlantaPop; k-value=1; call-type=local;
delete ocb-k-value ocb-profile-id=atlantaPop; FORCED=Y; deletes all records associated
with the atlantaPop;
delete ocb-k-value ocb-profile-id=atlantaPop; k-value=3; FORCED=Y; deletes all records
associated with atlantaPop and k-value=3;
```

Usage Guidelines

Primary Key Token(s): ocb-profile-id, k-value, call-type

Foreign Key Token(s): ocb-profile-id, call-type

Add Rules: None.

Change Rules: None.

Delete Rules: None.

Syntax Description

| | |
|------------------|---|
| * OCB-PROFILE-ID | Primary key. Foreign key: OCB Profile table. The OCB Profile id as specified in the OCB Profile table. VARCHAR(16) 1–16 ASCII characters. |
| * CALL-TYPE | Primary key. Foreign key: Call Type table. Specifies the call type to block for the associated k-value. VARCHAR(16): 1–16 ASCII characters. VARCHAR(1024): 1–1024 ASCII characters. (Release 4.5.1) |
| * K-VALUE | Primary key. The k-value associated with the call type. INTEGER: 1–9. |
| AUTO-REFRESH | Specifies whether to display cached data on the screen. Valid only for the show command. CHAR(1): Y/N (Default = Y). Y—Queries the database for the most current data. N—Queries the database for the most current data only if the cached data is unavailable. |
| DISPLAY | Specifies what token information to display on the screen. Valid only for the show command. VARCHAR(1024): 1–1024 (Default = all tokens are displayed). Permitted values are any valid token that can be shown for this command. Multiple tokens can be entered by separating with a comma. |
| FORCED | Specifies whether to delete all records for a particular k-value. CHAR(1): Y/N (Default = N). N—Do not delete all records. Y—Delete all records. Note Valid only for the delete command. If an ocb-profile-id is provisioned in the POP table and an ID is provisioned in the OCB-PROFILE table, the ocb-profile-id in the POP table has precedence. If Y is specified, then the call-type token is not allowed. |
| LIMIT | Specifies the number of rows to display on the screen. Valid only for the show command. INTEGER: 1–100000000 (Default = 100000000). Note The actual maximum number of rows displayed is currently lower than 100000000 due to software limitations. |

| | |
|-----------|--|
| ORDER | Specifies whether to display data on the screen in a sorted order. Valid only for the show command. VARCHAR(1024): 1–1024 (Default = all rows are displayed). Permitted values are any valid token that can be shown for this command. Multiple tokens can be entered by separating with a comma. |
| START-ROW | Specifies to begin displaying data on the screen at a specific row. Valid only for the show command. INTEGER: 1–100000000 (Default = 1). |

Service

The Service (service) table defines services and features. A service is a collection of one or more features. Each feature within a service can have one or more triggers. A service is invoked when a trigger is reached. Services can be dynamically created within the Cisco BTS 10200 Softswitch. The service provider defines a service and the features associated with it. Up to ten commonly used features can be grouped into a service and up to fifty services can be provisioned per subscriber. The subscriber is then provisioned with a service-id instead of individual features.



Note

Limitation: Services are triggered based on the trigger detection point and the trigger ID. Some services share the same TDP/TID. In these situations, the Cisco BTS 10200 supports ten services per TDP/TID.

Table Name: SERVICE

Table Containment Area: FSPTC, FSAIN

Command Types

Show, add, change, and delete

Examples

```
show service id=basic;
add service id=basic; fname1= CFU; fname2=CFB; fname3=CFNA; fname4=CW;
change service id=basic; fname5=TCW;
delete service id=basic;
```

Usage Guidelines

Primary Key Token(s): id

Foreign Key Token(s): fname1, fname2, fname3, fname4, fname5, fname6, fname7, fname8, fname9, fname10

Add Rules: None.

Change Rules: None.

Delete Rules:

- id does not exist in any subscriber-service-profile::service-id.
- id does not exist in any trunk-grp-service-profile::service-id.
- id is allowed if id does not match the default-office-service-id in the Call Agent Configuration table. Id is not allowed if id matches the entry in the Call Agent Configuration table

Syntax Description.

| | |
|---------------------------------|--|
| * ID | Primary key. Unique identifier for the service. Assigned by service provider. VARCHAR(16): 1–16 ASCII characters. |
| AUTO-REFRESH | Specifies whether to display cached data on the screen. Valid only for the show command. CHAR(1): Y/N (Default = Y). Y—Queries the database for the most current data. N—Queries the database for the most current data only if the cached data is unavailable. |
| DESCRIPTION (EMS-only field) | Described by the service provider. VARCHAR(64): 1–64 ASCII characters. |
| DISPLAY | Specifies what token information to display on the screen. Valid only for the show command. VARCHAR(1024): 1–1024 (Default = all tokens are displayed). Permitted values are any valid token that can be shown for this command. Multiple tokens can be entered by separating with a comma. |
| FNAME1 | Foreign key: Feature table. Feature name 1. Up to ten features can be assigned to a service. The feature name (fname) is defined in the Feature table. VARCHAR(16): 1–16 ASCII characters. |
| FNAME10 | Foreign key: Feature table. Feature name 10. VARCHAR(16): 1–16 ASCII characters. |
| FNAME2 | Foreign key: Feature table. Feature name 2. VARCHAR(16): 1–16 ASCII characters. |
| FNAME3 | Foreign key: Feature table. Feature name 3. VARCHAR(16): 1–16 ASCII characters. |
| FNAME4 | Foreign key: Feature table. Feature name 4. VARCHAR(16): 1–16 ASCII characters. |
| FNAME5 | Foreign key: Feature table. Feature name 5. VARCHAR(16): 1–16 ASCII characters. |
| FNAME6 | Foreign key: Feature table. Feature name 6. VARCHAR(16): 1–16 ASCII characters. |
| FNAME7 | Foreign key: Feature table. Feature name 7. VARCHAR(16): 1–16 ASCII characters. |
| FNAME8 | Foreign key: Feature table. Feature name 8. VARCHAR(16): 1–16 ASCII characters. |
| FNAME9 | Foreign key: Feature table. Feature name 9. VARCHAR(16): 1–16 ASCII characters. |

| | |
|-----------|---|
| LIMIT | <p>Specifies the number of rows to display on the screen. Valid only for the show command.</p> <p>INTEGER: 1–100000000 (Default = 100000000).</p> <p>Note The actual maximum number of rows displayed is currently lower than 100000000 due to software limitations.</p> |
| ORDER | <p>Specifies whether to display data on the screen in a sorted order. Valid only for the show command.</p> <p>VARCHAR(1024): 1–1024 (Default = all rows are displayed). Permitted values are any valid token that can be shown for this command. Multiple tokens can be entered by separating with a comma.</p> |
| START-ROW | <p>Specifies to begin displaying data on the screen at a specific row. Valid only for the show command.</p> <p>INTEGER: 1–100000000 (Default = 1).</p> |

Service Trigger

The Service Trigger (service-trigger) table is automatically provisioned when services are defined in the Service table. Triggers are assigned to each fnameⁿ (where n = 1–10) and are provisioned based on the Feature table. In addition, for each fnameⁿ, triggers assigned to fname1 and fname2 (see Feature Table) must be provisioned. A trigger is an event that occurs at some point during a call. This table specifies what event is triggered at what point in the call. Triggers are feature-specific—if a subscriber does not have any features assigned to it, no triggers are generated.

Table Name: SERVICE-TRIGGER

Table Containment Area: Call Agent

Command Types

Show

Examples

```
show service-trigger service-id=basic; tid=vertical-service-code;
tdp=collected-information; ttype=R;
```

Usage Guidelines

Primary Key Token(s): service-id, tdp, tid, ttype

Foreign Key Token(s): service-id, tdp, tid, feature-server-id

Add Rules: None.

Change Rules: None.

Delete Rules: None.

Syntax Description

| | |
|---------------------|---|
| * SERVICE-ID | Primary key. Foreign key: Service table. Must match ID in Service table. VARCHAR(16): 1–16 ASCII characters. |
| * TDP | Primary key. Foreign key: Trigger Detection Point table. The trigger detection point, based on the CS2 call model. The Call Agent uses the trigger-dp to determine whether or not to report an event to the Feature Server. Populated when a service package is defined. VARCHAR(32): 1–32 ASCII characters. |
| * TID | Primary key. Foreign key: Trigger Identification table. Trigger ID. VARCHAR(32): 1–32 ASCII characters. |
| * FEATURE-SERVER-ID | Foreign key: Feature Server table. Same as ID in the Feature Server table. VARCHAR(8): 1–8 ASCII characters. |
| AUTO-REFRESH | Specifies whether to display cached data on the screen. CHAR(1): Y/N (Default = Y). Y—Queries the database for the most current data. N—Queries the database for the most current data only if the cached data is unavailable. |
| DISPLAY | Specifies what token information to display on the screen. VARCHAR(1024): 1–1024 (Default = all tokens are displayed). Permitted values are any valid token that can be shown for this command. Multiple tokens can be entered by separating with a comma. |
| LIMIT | Specifies the number of rows to display on the screen. INTEGER: 1–100000000 (Default = 100000000). Note The actual maximum number of rows displayed is currently lower than 100000000 due to software limitations. |
| ORDER | Specifies whether to display data on the screen in a sorted order. VARCHAR(1024): 1–1024 (Default = all rows are displayed). Permitted values are any valid token that can be shown for this command. Multiple tokens can be entered by separating with a comma. |
| SK (Not used) | Service Key. SMALLINT: 1–255. |
| START-ROW | Specifies to begin displaying data on the screen at a specific row. INTEGER: 1–100000000 (Default = 1). |
| TTYPE | Primary key. The trigger type. Also specifies whether a response regarding an event is required from the Feature Server. CHAR(1): R/N (Default = R). R—Request: report an occurrence of an event in the Call Agent. A response is required from the Feature Server. N—Notify: report an occurrence of an event in the Call Agent. No response is required from the Feature Server. |

Timezone (Release 4.2.1)

The Timezone (timezone) table specifies the timezones used by the Cisco BTS 10200 Softswitch. [Table 8-4](#) lists all supported timezones.



Note

Use the local timezone for countries without a timezone entry.

Table Name: TIMEZONE

Table Containment Area: EMS

Command Types

Show

Examples

```
show timezone;
```

Usage Guidelines

Primary Key Token(s): id

Syntax Description

| | |
|--------------|--|
| * ID | Primary key. Assigned by the service provider to identify a specific digit map timezone. VARCHAR(32): 1–32 ASCII characters. |
| AUTO-REFRESH | Specifies whether to display cached data on the screen. Valid only for the show command. CHAR(1): Y/N (Default = Y). Y—Queries the database for the most current data. N—Queries the database for the most current data only if the cached data is unavailable. |
| DISPLAY | Specifies what token information to display on the screen. Valid only for the show command. VARCHAR(1024): 1–1024 (Default = all tokens are displayed). Permitted values are any valid token that can be shown for this command. Multiple tokens can be entered by separating with a comma. |
| LIMIT | Specifies the number of rows to display on the screen. Valid only for the show command. INTEGER: 1–100000000 (Default = 100000000). Note The actual maximum number of rows displayed is currently lower than 100000000 due to software limitations. |
| ORDER | Specifies whether to display data on the screen in a sorted order. Valid only for the show command. VARCHAR(1024): 1–1024 (Default = all rows are displayed). Permitted values are any valid token that can be shown for this command. Multiple tokens can be entered by separating with a comma. |

| | |
|---------------------------------|---|
| START-ROW | Specifies to begin displaying data on the screen at a specific row. Valid only for the show command. INTEGER: 1–100000000 (Default = 1). |
| DESCRIPTION (EMS-only field) | Described by the service provider. VARCHAR(64): 1–64 ASCII characters. |

Table 8-4 shows the timezones supported by the Cisco BTS 10200 Softswitch.

Table 8-4 Supported Timezones

| EMS Value | Platform Value | Timezone Name |
|----------------------|-----------------------------|--------------------------|
| LOCAL | | Local System Time |
| AFRICA_ABIDJAN | GOS_TZ_AFRICA_ABIDJAN | Africa/Abidjan |
| AFRICA_ACCRA | GOS_TZ_AFRICA_ACCRA | Africa/Accra |
| AFRICA_ADDIS_ABABA | GOS_TZ_AFRICA_ADDIS_ABABA | Africa/Addis_Ababa |
| AFRICA_ALGIERS | GOS_TZ_AFRICA_ALGIERS | Africa/Algiers |
| AFRICA_ASMERA | GOS_TZ_AFRICA_ASMERA | Africa/Asmera |
| AFRICA_BAMAKO | GOS_TZ_AFRICA_BAMAKO | Africa/Bamako |
| AFRICA_BANGUI | GOS_TZ_AFRICA_BANGUI | Africa/Bangui |
| AFRICA_BANJUL | GOS_TZ_AFRICA_BANJUL | Africa/Banjul |
| AFRICA_BISSAU | GOS_TZ_AFRICA_BISSAU | Africa/Bissau |
| AFRICA_BLANTYRE | GOS_TZ_AFRICA_BLANTYRE | Africa/Blantyre |
| AFRICA_BRAZZAVILLE | GOS_TZ_AFRICA_BRAZZAVILLE | Africa/Brazzaville |
| AFRICA_BUJUMBURA | GOS_TZ_AFRICA_BUJUMBURA | Africa/Bujumbura |
| AFRICA_CAIRO | GOS_TZ_AFRICA_CAIRO | Africa/Cairo |
| AFRICA_CASABLANCA | GOS_TZ_AFRICA_CASABLANCA | Africa/Casablanca |
| AFRICA_CEUTA | GOS_TZ_AFRICA_CEUTA | Africa/Ceuta |
| AFRICA_CONAKRY | GOS_TZ_AFRICA_CONAKRY | Africa/Conakry |
| AFRICA_DAKAR | GOS_TZ_AFRICA_DAKAR | Africa/Dakar |
| AFRICA_DAR_ES_SALAAM | GOS_TZ_AFRICA_DAR_ES_SALAAM | Africa/Dar_es_Salaam |
| AFRICA_DJIBOUTI | GOS_TZ_AFRICA_DJIBOUTI | Africa/Djibouti |
| AFRICA_DOUALA | GOS_TZ_AFRICA_DOUALA | Africa/Douala |
| AFRICA_EL_AAIUN | GOS_TZ_AFRICA_EL_AAIUN | Africa/El_Aaiun |
| AFRICA_FREETOWN | GOS_TZ_AFRICA_FREETOWN | Africa/Freetown |
| AFRICA_GABORONE | GOS_TZ_AFRICA_GABORONE | Africa/Gaborone |
| AFRICA_HARARE | GOS_TZ_AFRICA_HARARE | Africa/Harare |
| AFRICA_JOHANNESBURG | GOS_TZ_AFRICA_JOHANNESBURG | Africa/Johannesburg |
| AFRICA_KAMPALA | GOS_TZ_AFRICA_KAMPALA | Africa/Kampala |
| AFRICA_KHARTOUM | GOS_TZ_AFRICA_KHARTOUM | Africa/Khartoum |
| AFRICA_KIGALI | GOS_TZ_AFRICA_KIGALI | Africa/Kigali |

Table 8-4 *Supported Timezones (continued)*

| EMS Value | Platform Value | Timezone Name |
|--------------------|---------------------------|--------------------|
| AFRICA_KINSHASA | GOS_TZ_AFRICA_KINSHASA | Africa/Kinshasa |
| AFRICA_LAGOS | GOS_TZ_AFRICA_LAGOS | Africa/Lagos |
| AFRICA_LIBREVILLE | GOS_TZ_AFRICA_LIBREVILLE | Africa/Libreville |
| AFRICA_LOME | GOS_TZ_AFRICA_LOME | Africa/Lome |
| AFRICA_LUANDA | GOS_TZ_AFRICA_LUANDA | Africa/Luanda |
| AFRICA_LUBUMBASHI | GOS_TZ_AFRICA_LUBUMBASHI | Africa/Lubumbashi |
| AFRICA_LUSAKA | GOS_TZ_AFRICA_LUSAKA | Africa/Lusaka |
| AFRICA_MALABO | GOS_TZ_AFRICA_MALABO | Africa/Malabo |
| AFRICA_MAPUTO | GOS_TZ_AFRICA_MAPUTO | Africa/Maputo |
| AFRICA_MASERU | GOS_TZ_AFRICA_MASERU | Africa/Maseru |
| AFRICA_MBABANE | GOS_TZ_AFRICA_MBABANE | Africa/Mbabane |
| AFRICA_MOGADISHU | GOS_TZ_AFRICA_MOGADISHU | Africa/Mogadishu |
| AFRICA_MONROVIA | GOS_TZ_AFRICA_MONROVIA | Africa/Monrovia |
| AFRICA_NAIROBI | GOS_TZ_AFRICA_NAIROBI | Africa/Nairobi |
| AFRICA_NDJAMENA | GOS_TZ_AFRICA_NDJAMENA | Africa/Ndjamena |
| AFRICA_NIAMEY | GOS_TZ_AFRICA_NIAMEY | Africa/Niamey |
| AFRICA_NOUAKCHOTT | GOS_TZ_AFRICA_NOUAKCHOTT | Africa/Nouakchott |
| AFRICA_OUAGADOUGOU | GOS_TZ_AFRICA_OUAGADOUGOU | Africa/Ouagadougou |
| AFRICA_PORTO_NOVO | GOS_TZ_AFRICA_PORTO_NOVO | Africa/Porto-Novo |
| AFRICA_SAO_TOME | GOS_TZ_AFRICA_SAO_TOME | Africa/Sao Tome |
| AFRICA_TIMBUKTU | GOS_TZ_AFRICA_TIMBUKTU | Africa/Timbuktu |
| AFRICA_TRIPOLI | GOS_TZ_AFRICA_TRIPOLI | Africa/Tripoli |
| AFRICA_TUNIS | GOS_TZ_AFRICA_TUNIS | Africa/Tunis |
| AFRICA_WINDHOEK | GOS_TZ_AFRICA_WINDHOEK | Africa/Windhoek |
| AMERICA_ADAK | GOS_TZ_AMERICA_ADAK | America/Adak |
| AMERICA_ANCHORAGE | GOS_TZ_AMERICA_ANCHORAGE | America/Anchorage |
| AMERICA_ANGUILLA | GOS_TZ_AMERICA_ANGUILLA | America/Anguilla |
| AMERICA_ANTIGUA | GOS_TZ_AMERICA_ANTIGUA | America/Antigua |
| AMERICA_ARAGUAINA | GOS_TZ_AMERICA_ARAGUAINA | America/Araguaina |
| AMERICA_ARUBA | GOS_TZ_AMERICA_ARUBA | America/Aruba |
| AMERICA_ASUNCION | GOS_TZ_AMERICA_ASUNCION | America/Asuncion |
| AMERICA_BARBADOS | GOS_TZ_AMERICA_BARBADOS | America/Barbados |
| AMERICA_BELEM | GOS_TZ_AMERICA_BELEM | America/Belem |
| AMERICA_BELIZE | GOS_TZ_AMERICA_BELIZE | America/Belize |
| AMERICA_BOGOTA | GOS_TZ_AMERICA_BOGOTA | America/Bogota |
| AMERICA_BOISE | GOS_TZ_AMERICA_BOISE | America/Boise |

Table 8-4 **Supported Timezones (continued)**

| EMS Value | Platform Value | Timezone Name |
|------------------------------|-------------------------------------|------------------------------|
| AMERICA_BUENOS_AIRES | GOS_TZ_AMERICA_BUENOS_AIRES | America/Buenos_Aires |
| AMERICA_CANCUN | GOS_TZ_AMERICA_CANCUN | America/Cancun |
| AMERICA_CARACAS | GOS_TZ_AMERICA_CARACAS | America/Caracas |
| AMERICA_CATAMARCA | GOS_TZ_AMERICA_CATAMARCA | America/Catamarca |
| AMERICA_CAYENNE | GOS_TZ_AMERICA_CAYENNE | America/Cayenne |
| AMERICA_CAYMAN | GOS_TZ_AMERICA_CAYMAN | America/Cayman |
| AMERICA_CHICAGO | GOS_TZ_AMERICA_CHICAGO | America/Chicago |
| AMERICA_CHIHUAHUA | GOS_TZ_AMERICA_CHIHUAHUA | America/Chihuahua |
| AMERICA_CORDOBA | GOS_TZ_AMERICA_CORDOBA | America/Cordoba |
| AMERICA_COSTA_RICA | GOS_TZ_AMERICA_COSTA_RICA | America/Costa_Rica |
| AMERICA_CUIABA | GOS_TZ_AMERICA_CUIABA | America/Cuiaba |
| AMERICA_CURACAO | GOS_TZ_AMERICA_CURACAO | America/Curacao |
| AMERICA_DAWSON | GOS_TZ_AMERICA_DAWSON | America/Dawson |
| AMERICA_DAWSON_CREEK | GOS_TZ_AMERICA_DAWSON_CREEK | America/Dawson_Creek |
| AMERICA_DENVER | GOS_TZ_AMERICA_DENVER | America/Denver |
| AMERICA_DETROIT | GOS_TZ_AMERICA_DETROIT | America/Detroit |
| AMERICA_DOMINICA | GOS_TZ_AMERICA_DOMINICA | America/Dominica |
| AMERICA_EDMONTON | GOS_TZ_AMERICA_EDMONTON | America/Edmonton |
| AMERICA_EL_SALVADOR | GOS_TZ_AMERICA_EL_SALVADOR | America/El_Salvador |
| AMERICA_ENSENADA | GOS_TZ_AMERICA_ENSENADA | America/Ensenada |
| AMERICA_FORTALEZA | GOS_TZ_AMERICA_FORTALEZA | America/Fortaleza |
| AMERICA_GLACE_BAY | GOS_TZ_AMERICA_GLACE_BAY | America/Glace_Bay |
| AMERICA_GODTHAB | GOS_TZ_AMERICA_GODTHAB | America/Godthab |
| AMERICA_GOOSE_BAY | GOS_TZ_AMERICA_GOOSE_BAY | America/Goose_Bay |
| AMERICA_GRAND_TURK | GOS_TZ_AMERICA_GRAND_TURK | America/Grand_Turk |
| AMERICA_GRENADA | GOS_TZ_AMERICA_GRENADA | America/Grenada |
| AMERICA_GUADELOUPE | GOS_TZ_AMERICA_GUADELOUPE | America/Guadeloupe |
| AMERICA_GUATEMALA | GOS_TZ_AMERICA_GUATEMALA | America/Guatemala |
| AMERICA_GUAYAQUIL | GOS_TZ_AMERICA_GUAYAQUIL | America/Guayaquil |
| AMERICA_GUYANA | GOS_TZ_AMERICA_GUYANA | America/Guyana |
| AMERICA_HALIFAX | GOS_TZ_AMERICA_HALIFAX | America/Halifax |
| AMERICA_HAVANA | GOS_TZ_AMERICA_HAVANA | America/Havana |
| AMERICA_INDIANA_INDIANAPOLIS | GOS_TZ_AMERICA_INDIANA_INDIANAPOLIS | America/Indiana/Indianapolis |
| AMERICA_INDIANA_KNOX | GOS_TZ_AMERICA_INDIANA_KNOX | America/Indiana/Knox |
| AMERICA_INDIANA_MARENGO | GOS_TZ_AMERICA_INDIANA_MARENGO | America/Indiana/Marengo |

Table 8-4 *Supported Timezones (continued)*

| EMS Value | Platform Value | Timezone Name |
|------------------------|-------------------------------|------------------------|
| AMERICA_INDIANA_VEVAY | GOS_TZ_AMERICA_INDIANA_VEVAY | America/Indiana/Vevay |
| AMERICA_INDIANAPOLIS | GOS_TZ_AMERICA_INDIANAPOLIS | America/Indianapolis |
| AMERICA_INUVIK | GOS_TZ_AMERICA_INUVIK | America/Inuvik |
| AMERICA_IQALUIT | GOS_TZ_AMERICA_IQALUIT | America/Iqaluit |
| AMERICA_JAMAICA | GOS_TZ_AMERICA_JAMAICA | America/Jamaica |
| AMERICA_JUJUY | GOS_TZ_AMERICA_JUJUY | America/Jujuy |
| AMERICA_JUNEAU | GOS_TZ_AMERICA_JUNEAU | America/Juneau |
| AMERICA_LA_PAZ | GOS_TZ_AMERICA_LA_PAZ | America/La_Paz |
| AMERICA_LIMA | GOS_TZ_AMERICA_LIMA | America/Lima |
| AMERICA_LOS_ANGELES | GOS_TZ_AMERICA_LOS_ANGELES | America/Los_Angeles |
| AMERICA_LOUISVILLE | GOS_TZ_AMERICA_LOUISVILLE | America/Louisville |
| AMERICA_MACEIO | GOS_TZ_AMERICA_MACEIO | America/Maceio |
| AMERICA_MANAGUA | GOS_TZ_AMERICA_MANAGUA | America/Managua |
| AMERICA_MANAUS | GOS_TZ_AMERICA_MANAUS | America/Manaus |
| AMERICA_MARTINIQUE | GOS_TZ_AMERICA_MARTINIQUE | America/Martinique |
| AMERICA_MAZATLAN | GOS_TZ_AMERICA_MAZATLAN | America/Mazatlan |
| AMERICA_MENDOZA | GOS_TZ_AMERICA_MENDOZA | America/Mendoza |
| AMERICA_MENOMINEE | GOS_TZ_AMERICA_MENOMINEE | America/Menominee |
| AMERICA_MEXICO_CITY | GOS_TZ_AMERICA_MEXICO_CITY | America/Mexico_City |
| AMERICA_MIQUELON | GOS_TZ_AMERICA_MIQUELON | America/Miquelon |
| AMERICA_MONTEVIDEO | GOS_TZ_AMERICA_MONTEVIDEO | America/Montevideo |
| AMERICA_MONTREAL | GOS_TZ_AMERICA_MONTREAL | America/Montreal |
| AMERICA_MONTSERRAT | GOS_TZ_AMERICA_MONTSERRAT | America/Montserrat |
| AMERICA_NASSAU | GOS_TZ_AMERICA_NASSAU | America/Nassau |
| AMERICA_NEW_YORK | GOS_TZ_AMERICA_NEW_YORK | America/New_York |
| AMERICA_NIPIGON | GOS_TZ_AMERICA_NIPIGON | America/Nipigon |
| AMERICA_NOME | GOS_TZ_AMERICA_NOME | America/Nome |
| AMERICA_NORONHA | GOS_TZ_AMERICA_NORONHA | America/Noronha |
| AMERICA_PANAMA | GOS_TZ_AMERICA_PANAMA | America/Panama |
| AMERICA_PANGNIRTUNG | GOS_TZ_AMERICA_PANGNIRTUNG | America/Pangnirtung |
| AMERICA_PARAMARIBO | GOS_TZ_AMERICA_PARAMARIBO | America/Paramaribo |
| AMERICA_PHOENIX | GOS_TZ_AMERICA_PHOENIX | America/Phoenix |
| AMERICA_PORT_AU_PRINCE | GOS_TZ_AMERICA_PORT_AU_PRINCE | America/Port-au-Prince |
| AMERICA_PORT_OF_SPAIN | GOS_TZ_AMERICA_PORT_OF_SPAIN | America/Port_of_Spain |
| AMERICA_PORTO_ACRE | GOS_TZ_AMERICA_PORTO_ACRE | America/Porto_Acre |
| AMERICA_PORTO_VELHO | GOS_TZ_AMERICA_PORTO_VELHO | America/Porto_Velho |

Table 8-4 **Supported Timezones (continued)**

| EMS Value | Platform Value | Timezone Name |
|-----------------------|------------------------------|-----------------------|
| AMERICA_PUERTO_RICO | GOS_TZ_AMERICA_PUERTO_RICO | America/Puerto_Rico |
| AMERICA_RAINY_RIVER | GOS_TZ_AMERICA_RAINY_RIVER | America/Rainy_River |
| AMERICA_RANKIN_INLET | GOS_TZ_AMERICA_RANKIN_INLET | America/Rankin_Inlet |
| AMERICA_REGINA | GOS_TZ_AMERICA_REGINA | America/Regina |
| AMERICA_ROSARIO | GOS_TZ_AMERICA_ROSARIO | America/Rosario |
| AMERICA_SANTIAGO | GOS_TZ_AMERICA_SANTIAGO | America/Santiago |
| AMERICA_SANTO_DOMINGO | GOS_TZ_AMERICA_SANTO_DOMINGO | America/Santo_Domingo |
| AMERICA_SAO_PAULO | GOS_TZ_AMERICA_SAO_PAULO | America/Sao_Paulo |
| AMERICA_SCORESBYSUND | GOS_TZ_AMERICA_SCORESBYSUND | America/Scoresbysund |
| AMERICA_SHIPROCK | GOS_TZ_AMERICA_SHIPROCK | America/Shiprock |
| AMERICA_ST_JOHNS | GOS_TZ_AMERICA_ST_JOHNS | America/St_Johns |
| AMERICA_ST_KITTS | GOS_TZ_AMERICA_ST_KITTS | America/St_Kitts |
| AMERICA_ST_LUCIA | GOS_TZ_AMERICA_ST_LUCIA | America/St_Lucia |
| AMERICA_ST_THOMAS | GOS_TZ_AMERICA_ST_THOMAS | America/St_Thomas |
| AMERICA_ST_VINCENT | GOS_TZ_AMERICA_ST_VINCENT | America/St_Vincent |
| AMERICA_SWIFT_CURRENT | GOS_TZ_AMERICA_SWIFT_CURRENT | America/Swift_Current |
| AMERICA_TEGUCIGALPA | GOS_TZ_AMERICA_TEGUCIGALPA | America/Tegucigalpa |
| AMERICA_THULE | GOS_TZ_AMERICA_THULE | America/Thule |
| AMERICA_THUNDER_BAY | GOS_TZ_AMERICA_THUNDER_BAY | America/Thunder_Bay |
| AMERICA_TIJUANA | GOS_TZ_AMERICA_TIJUANA | America/Tijuana |
| AMERICA_TORTOLA | GOS_TZ_AMERICA_TORTOLA | America/Tortola |
| AMERICA_VANCOUVER | GOS_TZ_AMERICA_VANCOUVER | America/Vancouver |
| AMERICA_WHITEHORSE | GOS_TZ_AMERICA_WHITEHORSE | America/Whitehorse |
| AMERICA_WINNIPEG | GOS_TZ_AMERICA_WINNIPEG | America/Winnipeg |
| AMERICA_YAKUTAT | GOS_TZ_AMERICA_YAKUTAT | America/Yakutat |
| AMERICA_YELLOWKNIFE | GOS_TZ_AMERICA_YELLOWKNIFE | America/Yellowknife |
| ASIA_ADEN | GOS_TZ_ASIA_ADEN | Asia/Aden |
| ASIA_ALMATY | GOS_TZ_ASIA_ALMATY | Asia/Almaty |
| ASIA_AMMAN | GOS_TZ_ASIA_AMMAN | Asia/Amman |
| ASIA_ANADYR | GOS_TZ_ASIA_ANADYR | Asia/Anadyr |
| ASIA_AQTAU | GOS_TZ_ASIA_AQTAU | Asia/Aqtau |
| ASIA_AQTOBE | GOS_TZ_ASIA_AQTOBE | Asia/Aqtobe |
| ASIA_ASHKHABAD | GOS_TZ_ASIA_ASHKHABAD | Asia/Ashkhabad |
| ASIA_BAGHDAD | GOS_TZ_ASIA_BAGHDAD | Asia/Baghdad |
| ASIA_BAHRAIN | GOS_TZ_ASIA_BAHRAIN | Asia/Bahrain |
| ASIA_BAKU | GOS_TZ_ASIA_BAKU | Asia/Baku |

Table 8-4 *Supported Timezones (continued)*

| EMS Value | Platform Value | Timezone Name |
|-------------------|--------------------------|-------------------|
| ASIA_BANGKOK | GOS_TZ_ASIA_BANGKOK | Asia/Bangkok |
| ASIA_BEIRUT | GOS_TZ_ASIA_BEIRUT | Asia/Beirut |
| ASIA_BISHKEK | GOS_TZ_ASIA_BISHKEK | Asia/Bishkek |
| ASIA_BRUNEI | GOS_TZ_ASIA_BRUNEI | Asia/Brunei |
| ASIA_CALCUTTA | GOS_TZ_ASIA_CALCUTTA | Asia/Calcutta |
| ASIA_CHUNGKING | GOS_TZ_ASIA_CHUNGKING | Asia/Chungking |
| ASIA_COLOMBO | GOS_TZ_ASIA_COLOMBO | Asia/Colombo |
| ASIA_DACCA | GOS_TZ_ASIA_DACCA | Asia/Dacca |
| ASIA_DAMASCUS | GOS_TZ_ASIA_DAMASCUS | Asia/Damascus |
| ASIA_DUBAI | GOS_TZ_ASIA_DUBAI | Asia/Dubai |
| ASIA_DUSHANBE | GOS_TZ_ASIA_DUSHANBE | Asia/Dushanbe |
| ASIA_GAZA | GOS_TZ_ASIA_GAZA | Asia/Gaza |
| ASIA_HARBIN | GOS_TZ_ASIA_HARBIN | Asia/Harbin |
| ASIA_HONG_KONG | GOS_TZ_ASIA_HONG_KONG | Asia/Hong_Kong |
| ASIA_IRKUTSK | GOS_TZ_ASIA_IRKUTSK | Asia/Irkutsk |
| ASIA_ISTANBUL | GOS_TZ_ASIA_ISTANBUL | Asia/Istanbul |
| ASIA_JAKARTA | GOS_TZ_ASIA_JAKARTA | Asia/Jakarta |
| ASIA_JAYAPURA | GOS_TZ_ASIA_JAYAPURA | Asia/Jayapura |
| ASIA_JERUSALEM | GOS_TZ_ASIA_JERUSALEM | Asia/Jerusalem |
| ASIA_KABUL | GOS_TZ_ASIA_KABUL | Asia/Kabul |
| ASIA_KAMCHATKA | GOS_TZ_ASIA_KAMCHATKA | Asia/Kamchatka |
| ASIA_KARACHI | GOS_TZ_ASIA_KARACHI | Asia/Karachi |
| ASIA_KASHGAR | GOS_TZ_ASIA_KASHGAR | Asia/Kashgar |
| ASIA_KATMANDU | GOS_TZ_ASIA_KATMANDU | Asia/Katmandu |
| ASIA_KRASNOYARSK | GOS_TZ_ASIA_KRASNOYARSK | Asia/Krasnoyarsk |
| ASIA_KUALA_LUMPUR | GOS_TZ_ASIA_KUALA_LUMPUR | Asia/Kuala_Lumpur |
| ASIA_KUCHING | GOS_TZ_ASIA_KUCHING | Asia/Kuching |
| ASIA_KUWAIT | GOS_TZ_ASIA_KUWAIT | Asia/Kuwait |
| ASIA_MACAO | GOS_TZ_ASIA_MACAO | Asia/Macao |
| ASIA_MAGADAN | GOS_TZ_ASIA_MAGADAN | Asia/Magadan |
| ASIA_MANILA | GOS_TZ_ASIA_MANILA | Asia/Manila |
| ASIA_MUSCAT | GOS_TZ_ASIA_MUSCAT | Asia/Muscat |
| ASIA_NICOSIA | GOS_TZ_ASIA_NICOSIA | Asia/Nicosia |
| ASIA_NOVOSIBIRSK | GOS_TZ_ASIA_NOVOSIBIRSK | Asia/Novosibirsk |
| ASIA_OMSK | GOS_TZ_ASIA_OMSK | Asia/Omsk |
| ASIA_PHNOM_PENH | GOS_TZ_ASIA_PHNOM_PENH | Asia/Phnom_Penh |

Table 8-4 **Supported Timezones (continued)**

| EMS Value | Platform Value | Timezone Name |
|-----------------------|------------------------------|-----------------------|
| ASIA_PYONGYANG | GOS_TZ_ASIA_PYONGYANG | Asia/Pyongyang |
| ASIA_QATAR | GOS_TZ_ASIA_QATAR | Asia/Qatar |
| ASIA_RANGOON | GOS_TZ_ASIA_RANGOON | Asia/Rangoon |
| ASIA_RIYADH | GOS_TZ_ASIA_RIYADH | Asia/Riyadh |
| ASIA_SAIGON | GOS_TZ_ASIA_SAIGON | Asia/Saigon |
| ASIA_SAMARKAND | GOS_TZ_ASIA_SAMARKAND | Asia/Samarkand |
| ASIA_SEOUL | GOS_TZ_ASIA_SEOUL | Asia/Seoul |
| ASIA_SHANGHAI | GOS_TZ_ASIA_SHANGHAI | Asia/Shanghai |
| ASIA_SINGAPORE | GOS_TZ_ASIA_SINGAPORE | Asia/Singapore |
| ASIA_TAIPEI | GOS_TZ_ASIA_TAIPEI | Asia/Taipei |
| ASIA_TASHKENT | GOS_TZ_ASIA_TASHKENT | Asia/Tashkent |
| ASIA_TBILISI | GOS_TZ_ASIA_TBILISI | Asia/Tbilisi |
| ASIA_TEHRAN | GOS_TZ_ASIA_TEHRAN | Asia/Tehran |
| ASIA_THIMBU | GOS_TZ_ASIA_THIMBU | Asia/Thimbu |
| ASIA_TOKYO | GOS_TZ_ASIA_TOKYO | Asia/Tokyo |
| ASIA_UJUNG_PANDANG | GOS_TZ_ASIA_UJUNG_PANDANG | Asia/Ujung_Pandang |
| ASIA_ULAN_BATOR | GOS_TZ_ASIA_ULAN_BATOR | Asia/Ulan_Bator |
| ASIA_URUMQI | GOS_TZ_ASIA_URUMQI | Asia/Urumqi |
| ASIA_VIENTIANE | GOS_TZ_ASIA_VIENTIANE | Asia/Vientiane |
| ASIA_VLADIVOSTOK | GOS_TZ_ASIA_VLADIVOSTOK | Asia/Vladivostok |
| ASIA_YAKUTSK | GOS_TZ_ASIA_YAKUTSK | Asia/Yakutsk |
| ASIA_YEKATERINBURG | GOS_TZ_ASIA_YEKATERINBURG | Asia/Yekaterinburg |
| ASIA_YEREVAN | GOS_TZ_ASIA_YEREVAN | Asia/Yerevan |
| AUSTRALIA_ACT | GOS_TZ_AUSTRALIA_ACT | Australia/ACT |
| AUSTRALIA_BROKEN_HILL | GOS_TZ_AUSTRALIA_BROKEN_HILL | Australia/Broken_Hill |
| AUSTRALIA_LHI | GOS_TZ_AUSTRALIA_LHI | Australia/LHI |
| AUSTRALIA_NORTH | GOS_TZ_AUSTRALIA_NORTH | Australia/North |
| AUSTRALIA_NSW | GOS_TZ_AUSTRALIA_NSW | Australia/NSW |
| AUSTRALIA_QUEENSLAND | GOS_TZ_AUSTRALIA_QUEENSLAND | Australia/Queensland |
| AUSTRALIA_SOUTH | GOS_TZ_AUSTRALIA_SOUTH | Australia/South |
| AUSTRALIA_SOUTH | GOS_TZ_AUSTRALIA_SOUTH | Australia/South |
| AUSTRALIA_TASMANIA | GOS_TZ_AUSTRALIA_TASMANIA | Australia/Tasmania |
| AUSTRALIA_VICTORIA | GOS_TZ_AUSTRALIA_VICTORIA | Australia/Victoria |
| AUSTRALIA_WEST | GOS_TZ_AUSTRALIA_WEST | Australia/West |
| AUSTRALIA_YANCOWINNA | GOS_TZ_AUSTRALIA_YANCOWINNA | Australia/Yancowinna |
| CANADA_ATLANTIC | GOS_TZ_CANADA_ATLANTIC | Canada/Atlantic |

Table 8-4 *Supported Timezones (continued)*

| EMS Value | Platform Value | Timezone Name |
|--------------------------|---------------------------------|--------------------------|
| CANADA_CENTRAL | GOS_TZ_CANADA_CENTRAL | Canada/Central |
| CANADA_EAST_SASKATCHEWAN | GOS_TZ_CANADA_EAST_SASKATCHEWAN | Canada/East-Saskatchewan |
| CANADA_EASTERN | GOS_TZ_CANADA_EASTERN | Canada/Eastern |
| CANADA_MOUNTAIN | GOS_TZ_CANADA_MOUNTAIN | Canada/Mountain |
| CANADA_NEWFOUNDLAND | GOS_TZ_CANADA_NEWFOUNDLAND | Canada/Newfoundland |
| CANADA_PACIFIC | GOS_TZ_CANADA_PACIFIC | Canada/Pacific |
| CANADA_YUKON | GOS_TZ_CANADA_YUKON | Canada/Yukon |
| CST6CDT | GOS_TZ_CST6CDT | CST6CDT |
| EST | GOS_TZ_EST | EST |
| EST5EDT | GOS_TZ_EST5EDT | EST5EDT |
| EUROPE_AMSTERDAM | GOS_TZ_EUROPE_AMSTERDAM | Europe/Amsterdam |
| EUROPE_ANDORRA | GOS_TZ_EUROPE_ANDORRA | Europe/Andorra |
| EUROPE_ATHENS | GOS_TZ_EUROPE_ATHENS | Europe/Athens |
| EUROPE_BELFAST | GOS_TZ_EUROPE_BELFAST | Europe/Belfast |
| EUROPE_BELGRADE | GOS_TZ_EUROPE_BELGRADE | Europe/Belgrade |
| EUROPE_BERLIN | GOS_TZ_EUROPE_BERLIN | Europe/Berlin |
| EUROPE_BRATISLAVA | GOS_TZ_EUROPE_BRATISLAVA | Europe/Bratislava |
| EUROPE_BRUSSELS | GOS_TZ_EUROPE_BRUSSELS | Europe/Brussels |
| EUROPE_BUCHAREST | GOS_TZ_EUROPE_BUCHAREST | Europe/Bucharest |
| EUROPE_BUDAPEST | GOS_TZ_EUROPE_BUDAPEST | Europe/Budapest |
| EUROPE_CHISINAU | GOS_TZ_EUROPE_CHISINAU | Europe/Chisinau |
| EUROPE_COPENHAGEN | GOS_TZ_EUROPE_COPENHAGEN | Europe/Copenhagen |
| EUROPE_DUBLIN | GOS_TZ_EUROPE_DUBLIN | Europe/Dublin |
| EUROPE_GIBRALTAR | GOS_TZ_EUROPE_GIBRALTAR | Europe/Gibraltar |
| EUROPE_HELSINKI | GOS_TZ_EUROPE_HELSINKI | Europe/Helsinki |
| EUROPE_ISTANBUL | GOS_TZ_EUROPE_ISTANBUL | Europe/Istanbul |
| EUROPE_KALININGRAD | GOS_TZ_EUROPE_KALININGRAD | Europe/Kaliningrad |
| EUROPE_KIEV | GOS_TZ_EUROPE_KIEV | Europe/Kiev |
| EUROPE_LISBON | GOS_TZ_EUROPE_LISBON | Europe/Lisbon |
| EUROPE_LJUBLJANA | GOS_TZ_EUROPE_LJUBLJANA | Europe/Ljubljana |
| EUROPE_LONDON | GOS_TZ_EUROPE_LONDON | Europe/London |
| EUROPE_LUXEMBOURG | GOS_TZ_EUROPE_LUXEMBOURG | Europe/Luxembourg |
| EUROPE_MADRID | GOS_TZ_EUROPE_MADRID | Europe/Madrid |
| EUROPE_MALTA | GOS_TZ_EUROPE_MALTA | Europe/Malta |
| EUROPE_MINSK | GOS_TZ_EUROPE_MINSK | Europe/Minsk |

Table 8-4 **Supported Timezones (continued)**

| EMS Value | Platform Value | Timezone Name |
|-------------------|--------------------------|-------------------|
| EUROPE_MONACO | GOS_TZ_EUROPE_MONACO | Europe/Monaco |
| EUROPE_MOSCOW | GOS_TZ_EUROPE_MOSCOW | Europe/Moscow |
| EUROPE_OSLO | GOS_TZ_EUROPE_OSLO | Europe/Oslo |
| EUROPE_PARIS | GOS_TZ_EUROPE_PARIS | Europe/Paris |
| EUROPE_PRAGUE | GOS_TZ_EUROPE_PRAGUE | Europe/Prague |
| EUROPE_RIGA | GOS_TZ_EUROPE_RIGA | Europe/Riga |
| EUROPE_ROME | GOS_TZ_EUROPE_ROME | Europe/Rome |
| EUROPE_SAMARA | GOS_TZ_EUROPE_SAMARA | Europe/Samara |
| EUROPE_SAN_MARINO | GOS_TZ_EUROPE_SAN_MARINO | Europe/San_Marino |
| EUROPE_SARAJEVO | GOS_TZ_EUROPE_SARAJEVO | Europe/Sarajevo |
| EUROPE_SIMFEROPOL | GOS_TZ_EUROPE_SIMFEROPOL | Europe/Simferopol |
| EUROPE_SKOPJE | GOS_TZ_EUROPE_SKOPJE | Europe/Skopje |
| EUROPE_SOFIA | GOS_TZ_EUROPE_SOFIA | Europe/Sofia |
| EUROPE_STOCKHOLM | GOS_TZ_EUROPE_STOCKHOLM | Europe/Stockholm |
| EUROPE_TALLINN | GOS_TZ_EUROPE_TALLINN | Europe/Tallinn |
| EUROPE_TIRANE | GOS_TZ_EUROPE_TIRANE | Europe/Tirane |
| EUROPE_VADUZ | GOS_TZ_EUROPE_VADUZ | Europe/Vaduz |
| EUROPE_VATICAN | GOS_TZ_EUROPE_VATICAN | Europe/Vatican |
| EUROPE_VIENNA | GOS_TZ_EUROPE_VIENNA | Europe/Vienna |
| EUROPE_VILNIUS | GOS_TZ_EUROPE_VILNIUS | Europe/Vilnius |
| EUROPE_WARSAW | GOS_TZ_EUROPE_WARSAW | Europe/Warsaw |
| EUROPE_ZAGREB | GOS_TZ_EUROPE_ZAGREB | Europe/Zagreb |
| EUROPE_ZURICH | GOS_TZ_EUROPE_ZURICH | Europe/Zurich |
| GMT | GOS_TZ_GMT | GMT |
| GMT_MINUS1 | GOS_TZ_GMT_MINUS1 | GMT-1 |
| GMT_MINUS10 | GOS_TZ_GMT_MINUS10 | GMT-10 |
| GMT_MINUS11 | GOS_TZ_GMT_MINUS11 | GMT-11 |
| GMT_MINUS12 | GOS_TZ_GMT_MINUS12 | GMT-12 |
| GMT_MINUS2 | GOS_TZ_GMT_MINUS2 | GMT-2 |
| GMT_MINUS3 | GOS_TZ_GMT_MINUS3 | GMT-3 |
| GMT_MINUS4 | GOS_TZ_GMT_MINUS4 | GMT-4 |
| GMT_MINUS5 | GOS_TZ_GMT_MINUS5 | GMT-5 |
| GMT_MINUS6 | GOS_TZ_GMT_MINUS6 | GMT-6 |
| GMT_MINUS7 | GOS_TZ_GMT_MINUS7 | GMT-7 |
| GMT_MINUS8 | GOS_TZ_GMT_MINUS8 | GMT-8 |
| GMT_MINUS9 | GOS_TZ_GMT_MINUS9 | GMT-9 |

Table 8-4 *Supported Timezones (continued)*

| EMS Value | Platform Value | Timezone Name |
|------------------|-------------------------|------------------|
| GMT_PLUS1 | GOS_TZ_GMT_PLUS1 | GMT+1 |
| GMT_PLUS10 | GOS_TZ_GMT_PLUS10 | GMT+10 |
| GMT_PLUS11 | GOS_TZ_GMT_PLUS11 | GMT+11 |
| GMT_PLUS12 | GOS_TZ_GMT_PLUS12 | GMT+12 |
| GMT_PLUS2 | GOS_TZ_GMT_PLUS2 | GMT+2 |
| GMT_PLUS3 | GOS_TZ_GMT_PLUS3 | GMT+3 |
| GMT_PLUS4 | GOS_TZ_GMT_PLUS4 | GMT+4 |
| GMT_PLUS5 | GOS_TZ_GMT_PLUS5 | GMT+5 |
| GMT_PLUS6 | GOS_TZ_GMT_PLUS6 | GMT+6 |
| GMT_PLUS7 | GOS_TZ_GMT_PLUS7 | GMT+7 |
| GMT_PLUS8 | GOS_TZ_GMT_PLUS8 | GMT+8 |
| GMT_PLUS9 | GOS_TZ_GMT_PLUS9 | GMT+9 |
| HONGKONG | GOS_TZ_HONGKONG | Hongkong |
| HST | GOS_TZ_HST | HST |
| JAMAICA | GOS_TZ_JAMAICA | Jamaica |
| MEXICO_BAJANORTE | GOS_TZ_MEXICO_BAJANORTE | Mexico/BajaNorte |
| MEXICO_BAJASUR | GOS_TZ_MEXICO_BAJASUR | Mexico/BajaSur |
| MEXICO_GENERAL | GOS_TZ_MEXICO_GENERAL | Mexico/General |
| MST | GOS_TZ_MST | MST |
| MST7MDT | GOS_TZ_MST7MDT | MST7MDT |
| PRC | GOS_TZ_PRC | PRC |
| PST8PDT | GOS_TZ_PST8PDT | PST8PDT |
| ROK | GOS_TZ_ROK | ROK |
| TAIWAN | GOS_TZ_TAIWAN | ROC |
| US_ALASKA | GOS_TZ_US_ALASKA | US/Alaska |
| US_ALEUTIAN | GOS_TZ_US_ALEUTIAN | US/Aleutian |
| US_ARIZONA | GOS_TZ_US_ARIZONA | US/Arizona |
| US_CENTRAL | GOS_TZ_US_CENTRAL | US/Central |
| US_EAST_INDIANA | GOS_TZ_US_EAST_INDIANA | US/East-Indiana |
| US_EASTERN | GOS_TZ_US_EASTERN | US/Eastern |
| US_HAWAII | GOS_TZ_US_HAWAII | US/Hawaii |
| US_MICHIGAN | GOS_TZ_US_MICHIGAN | US/Michigan |
| US_MOUNTAIN | GOS_TZ_US_MOUNTAIN | US/Mountain |
| US_PACIFIC | GOS_TZ_US_PACIFIC | US/Pacific |
| US_SAMOA | GOS_TZ_US_SAMOA | US/Samoa |
| UTC | GOS_TZ_UTC | UTC |

Trigger Detection Point

The Trigger Detection Point (trigger-detection-point) table defines the specific trigger detection points (TDPs) supported by the Cisco BTS 10200 Softswitch Call Agent.

Table Name: TRIGGER-DETECTION-POINT

Table Containment Area: EMS

Command Types

Show

Examples

```
show trigger-detection-point;
```

Usage Guidelines

Primary Key Token(s): TDP

Syntax Description

| | |
|---------------------------------|---|
| * TDP | Primary key. Trigger detection points supported by the Call Agent. VARCHAR(32): 1–32 ASCII characters. |
| AUTO-REFRESH | Specifies whether to display cached data on the screen. CHAR(1): Y/N (Default = Y). Y—Queries the database for the most current data. N—Queries the database for the most current data only if the cached data is unavailable. |
| DESCRIPTION (EMS-only field) | Described by the service provider. VARCHAR(64): 1–64 ASCII characters. |
| DISPLAY | Specifies what token information to display on the screen. VARCHAR(1024): 1–1024 (Default = all tokens are displayed). Permitted values are any valid token that can be shown for this command. Multiple tokens can be entered by separating with a comma. |
| LIMIT | Specifies the number of rows to display on the screen. INTEGER: 1–100000000 (Default = 100000000). Note The actual maximum number of rows displayed is currently lower than 100000000 due to software limitations. |
| ORDER | Specifies whether to display data on the screen in a sorted order. VARCHAR(1024): 1–1024 (Default = all rows are displayed). Permitted values are any valid token that can be shown for this command. Multiple tokens can be entered by separating with a comma. |
| START-ROW | Specifies to begin displaying data on the screen at a specific row. INTEGER: 1–100000000 (Default = 1). |

Table 8-5 lists the valid TDP parameters available.

Table 8-5 Valid Trigger Detection Point Descriptions

| TDP | Description |
|---------------------------------|--|
| O-NULL | First state the Cisco BTS 10200 Softswitch starts in on origination side |
| O-ATTEMPT | Origination attempt |
| O-ATTEMPT-AUTHD | Origination attempt authorized |
| COLLECTED-INFORMATION | Collected information |
| ANALYZED-INFORMATION | Analyzed information |
| O-TERM-SEIZED | Termination seized |
| ROUTE-SELECT-FAILURE | Route selection failure |
| O-CALLED-PARTY-BUSY | Called party busy |
| O-NO-ANSWER | Origination no answer |
| O-ANSWER | Origination answer |
| O-SUSPEND | Origination suspend |
| O-RE-ANSWER | Origination reanswer |
| O-MID-CALL | Origination midcall |
| O-DISCONNECT | Origination disconnect |
| O-ABANDON | Origination abandon |
| O-NOT-REACHABLE | Origination not reachable |
| O-EXCEPTION | Origination exception |
| ROUTE-SELECTED | Route selected |
| T-NULL | Initial state of termination in the Cisco BTS 10200 Softswitch |
| TERMINATION-ATTEMPT | Termination attempt |
| TERMINATION-ATTEMPT-AUTHORIZED | Termination attempt authorized |
| FACILITY-SELECTED-AND-AVAILABLE | Facility selected and available |
| CALL-ACCEPTED | Call accepted |
| T-BUSY | Termination busy |
| T-NO-ANSWER | Termination no answer |
| T-ANSWER | Termination answer |
| T-SUSPEND | Termination suspend |
| T-REANSWER | Termination reanswer |
| T-MID-CALL | Termination midcall |
| T-DISCONNECT | Termination disconnect |
| T-ABANDON-DP | Termination abandon |
| T-NOT-REACHABLE | Termination not reachable |
| T-EXCEPTION | Termination exception |

Trigger Identification

The Trigger Identification (trigger-id) table defines the trigger IDs (TIDs) supported by the Cisco BTS 10200 Call Agent.

Table Name: TRIGGER-ID

Table Containment Area: EMS only

Command Types

Show

Examples

```
show trigger-id;
```

Usage Guidelines

Primary Key Token(s): tid

Syntax Description

| | |
|---------------------------------|---|
| * TID | Primary key. Trigger ID supported by the Call Agent. VARCHAR(32): 1–32 ASCII characters. |
| AUTO-REFRESH | Specifies whether to display cached data on the screen. CHAR(1): Y/N (Default = Y). Y—Queries the database for the most current data. N—Queries the database for the most current data only if the cached data is unavailable. |
| DESCRIPTION (EMS-only field) | Described by the service provider. VARCHAR(64): 1–64 ASCII characters. |
| DISPLAY | Specifies what token information to display on the screen. VARCHAR(1024): 1–1024 (Default = all tokens are displayed). Permitted values are any valid token that can be shown for this command. Multiple tokens can be entered by separating with a comma. |
| LIMIT | Specifies the number of rows to display on the screen. INTEGER: 1–100000000 (Default = 100000000). Note The actual maximum number of rows displayed is currently lower than 100000000 due to software limitations. |
| ORDER | Specifies whether to display data on the screen in a sorted order. VARCHAR(1024): 1–1024 (Default = all rows are displayed). Permitted values are any valid token that can be shown for this command. Multiple tokens can be entered by separating with a comma. |
| START-ROW | Specifies to begin displaying data on the screen at a specific row. INTEGER: 1–100000000 (Default = 1). |

The Trigger Identification table is preprovisioned during installation with the parameters described in [Table 8-6](#).

Table 8-6 *Trigger Identification Descriptions*

| Trigger ID | Description |
|--------------------------------|---|
| 911_TRIGGER | 911 call trigger |
| BLV | Busy line verification trigger |
| CALL_ACCEPTED | Call accepted |
| CALL_ACCEPTED_NOTIFY | Call accepted—notify trigger |
| CNAM | Calling name delivery feature |
| COS_TRIGGER | Class of service trigger |
| CUSTOMIZE_DIALING_PLAN | Used for Centrex groups |
| LCD_TRIGGER | Limited call duration (prepaid feature) |
| LNP_TRIGGER | Local number portability trigger |
| O_ATTEMPT_AUTHD | Origination attempt authorized |
| O_SWITCH_HOOK_FLASH_IMMEDIATE | Not used |
| PS-TRIGGER (Release 4.5) | Privacy screening trigger |
| REFER-TRIGGER | Refer trigger. Used by SIP for call transfer feature. |
| ROUTE_SELECT_FAILURE | Route select failure |
| ROUTE_SELECTED | Route selected |
| SC1D-TRIGGER | 1-digit speed call trigger |
| SC2D-TRIGGER | 2-digit speed call trigger |
| SPECIFIC_DIGIT_STRING | Trigger for 800 calls |
| T_ANSWER | Termination answer |
| T_BUSY | Termination busy |
| T_NO_ANSWER | Termination no answer |
| T_SWITCH_HOOK_FLASH_IMMEDIATE | Not used |
| TERMINATION_ATTEMPT | Termination attempt |
| TERMINATION_ATTEMPT_AUTHORIZED | Termination attempt authorized |
| TERMINATION_RESOURCE_AVAILABLE | Not used |
| VERTICAL_SERVICE_CODE | Used for any start (*) features |

Trigger Nature of Dial Escape List (Release 4.5)

The Trigger Nature of Dial Escape List (trigger-nod-escape-list) table specifies the NODs that are part of escape list for a particular trigger. If the NOD for the dialed number is in the TRIGGER-NOD-ESCAPE-LIST, then the trigger is not invoked by the BTS.

Table Name: TRIGGER-NOD-ESCAPE-LIST

Table Containment Area: EMS only

Command Types

Show, add, change and delete

Examples

```
show trigger-nod-escape-list tid=cos-trigger; nod=emg;
add trigger-nod-escape-list tid=cos-trigger; nod=emg;
change trigger-nod-escape-list tid=cos-trigger; nod=emg; description=do not trigger cos
for emg calls;
delete trigger-nod-escape-list tid=cos-trigger; nod=emg;
```

Usage Guidelines

Primary Key Token(s): tid, nod

Foreign Key Token(s): nod

Syntax Description

| | |
|--------------|--|
| * NOD | Primary key. Foreign key: NOD table. VARCHAR(32): 1–32 ASCII characters. |
| * TID | Primary key. Foreign key: Trigger table. The trigger id. VARCHAR(32): 1–32 ASCII characters. |
| AUTO-REFRESH | Specifies whether to display cached data on the screen. Valid only for the show command. CHAR(1): Y/N (Default = Y). Y—Queries the database for the most current data. N—Queries the database for the most current data only if the cached data is unavailable. |
| DESCRIPTION | Described by the service provider. VARCHAR(64): 1–64 ASCII characters. |
| DISPLAY | Specifies what token information to display on the screen. Valid only for the show command. VARCHAR(1024): 1–1024 (Default = all tokens are displayed). Permitted values are any valid token that can be shown for this command. Multiple tokens can be entered by separating with a comma. |

| | |
|-----------|--|
| LIMIT | Specifies the number of rows to display on the screen. Valid only for the show command. INTEGER: 1–100000000 (Default = 100000000). Note The actual maximum number of rows displayed is currently lower than 100000000 due to software limitations. |
| ORDER | Specifies whether to display data on the screen in a sorted order. Valid only for the show command. VARCHAR(1024): 1–1024 (Default = all rows are displayed). Permitted values are any valid token that can be shown for this command. Multiple tokens can be entered by separating with a comma. |
| START-ROW | Specifies to begin displaying data on the screen at a specific row. Valid only for the show command. INTEGER: 1–100000000 (Default = 1). |

Vertical Service Code

The Vertical Service Code (vsc) table translates star codes (* XX) to feature names. This table is preprovisioned, based on Feature table customer records, during installation. See [Appendix C, “Vertical Service Codes”](#) for the preprovisioned defaults for this table.

Table Name: VSC

Table Containment Area: FSPTC



Caution

If there is more than one entry in the Vertical Service Code table with the same leading feature activation code, the feature server can map the feature activation (from the handset) to the wrong feature. For example: the feature activation code for CPRK and CWD are “*58” and “*58#”. When a subscriber activates CWD from the handset by dialing “*58#”, feature server can activate the CPRK feature instead.

Command Types

Show, add, change, and delete

Examples

```
show vsc digit-string=* 72;
add vsc digit-string=* 72, fname=CFUA;
change vsc digit-string=* 72, description=call forwarding unconditional activation code;
delete vsc digit-string=* 72
```

Usage Guidelines

Primary Key Token(s): digit-string

Foreign Key Token(s): fname

Add Rules: None.

Change Rules: None.

Delete Rules: None.

For North American Numbering Plan Areas, the * code must be 3-digits for codes beginning with *2 and *3. All others should be 2-digit star codes.

| | | |
|--------------------|---------------------------------|---|
| Syntax Description | * DIGIT-STRING | <p>Primary key. Vertical service code.</p> <p>VARCHAR(5): 1–5 ASCII characters.</p> <p>Valid formats are:</p> <p>*2x or 112xx</p> <p>*3x or 113xx</p> <p>*4x, * 5x, * 6x, * 7x, * 8x, * 9x</p> <p>114x, 115x, 116x, 117x, 118x, 119x</p> <p>where x = 0–9.</p> <p>See Appendix C, “Vertical Service Codes” for more examples.</p> |
| | * FNAME | <p>Foreign key: Feature table. Feature name.</p> <p>VARCHAR(16): 1–16 ASCII characters.</p> |
| | AUTO-REFRESH | <p>Specifies whether to display cached data on the screen. Valid only for the show command.</p> <p>CHAR(1): Y/N (Default = Y).</p> <p>Y—Queries the database for the most current data.</p> <p>N—Queries the database for the most current data only if the cached data is unavailable.</p> |
| | DESCRIPTION (EMS-only field) | <p>Described by the service provider.</p> <p>VARCHAR(64): 1–64 ASCII characters.</p> |
| | DISPLAY | <p>Specifies what token information to display on the screen. Valid only for the show command.</p> <p>VARCHAR(1024): 1–1024 (Default = all tokens are displayed). Permitted values are any valid token that can be shown for this command. Multiple tokens can be entered by separating with a comma.</p> |
| | LIMIT | <p>Specifies the number of rows to display on the screen. Valid only for the show command.</p> <p>INTEGER: 1–100000000 (Default = 100000000).</p> <p>Note The actual maximum number of rows displayed is currently lower than 100000000 due to software limitations.</p> |
| | ORDER | <p>Specifies whether to display data on the screen in a sorted order. Valid only for the show command.</p> <p>VARCHAR(1024): 1–1024 (Default = all rows are displayed). Permitted values are any valid token that can be shown for this command. Multiple tokens can be entered by separating with a comma.</p> |
| | SDT (Obsoleted in Release 4.5) | <p>Specifies a second dial tone indicator.</p> <p>CHAR(1): Y/N (Default = Y).</p> <p>Y—Apply second dial tone.</p> <p>N—Do not apply second dial tone.</p> |

| | |
|-------------------------------------|---|
| SDT-TYPE (Obsoleted in Release 4.5) | <p>Specifies a second dial tone type.</p> <p>VARCHAR(8): 1–8 ASCII characters. Permitted values are:</p> <p>DL—Dial tone.</p> <p>SL (Default)—Stutter (recall) dial tone.</p> <p>CF—Confirmation tone.</p> <p>NO-SDT—No second dial tone.</p> |
| START-ROW | <p>Specifies to begin displaying data on the screen at a specific row. Valid only for the show command.</p> <p>INTEGER: 1–100000000 (Default = 1).</p> |



CHAPTER 9

Interactive Voice Response (Release 4.4.0)

Revised: July 24, 2009, OL-3743-42

This chapter defines the tables for Interactive Voice Response (IVR) functionality. The tables in this chapter are supported as of Release 4.4.0 unless otherwise specified.



Note

In this chapter, an asterisk preceding a token name means the token is mandatory. A token without an asterisk is optional.

Audio Segment

The Audio Segment (audio-segment) table defines the location of an audio file when audio segment type is physical and specifies the audio file format when the audio segment is a variable. There are two kinds of audio segments—physical and variable. A physical audio segment is for a single announcement and a variable audio segment is for a list of announcements.

Table Name: AUDIO-SEGMENT

Table Containment Area: FSPTC, FSAIN

Command Types

Show, add, change, and delete

Examples

```
show audio-segment;  
add audio-segment id= ar-dn-voiceback-id, type=physical;  
url=http://audio/ar/dn_voiceback.au; description=Phrase "The last incoming number was"  
add audio-segment id=ar-var-voiceback-dn-id, type=variable; var-type=dig; var-subtype=gen;  
description=voice back DN in North American format.  
change audio-segment id=ar-var-voiceback-dn-id, var-subtype=ndn;  
delete audio-segment id= ar-var-voiceback-dn-id,
```

Usage Guidelines

Primary Key Token(s): id

Add Rules: None.

Change Rules: None.

Delete Rules: None.

| Syntax Description | | |
|--|---|--|
| * ID | Primary key. Audio segment id. VARCHAR(32): 1–32 ASCII characters. | |
| * TYPE | Identifies the audio segment type. VARCHAR(16): 1–16 ASCII characters. Permitted values are: PHYSICAL—The audio segment ID is for a single announcement VARIABLE—The audio segment ID is to define a variable. | |
| AUTO-REFRESH | Specifies whether to display cached data on the screen. Valid only for the show command. CHAR(1): Y/N (Default = Y). Y—Queries the database for the most current data. N—Queries the database for the most current data only if the cached data is unavailable. | |
| DESCRIPTION | Described by the service provider. VARCHAR(256): 1–256 ASCII characters. VARCHAR(512): 1–512 ASCII characters. (Release 4.5) | |
| DISPLAY | Specifies what token information to display on the screen. Valid only for the show command. VARCHAR(1024): 1–1024 (Default = all tokens are displayed). Permitted values are any valid token that can be shown for this command. Multiple tokens can be entered by separating with a comma. | |
| LIMIT | Specifies the number of rows to display on the screen. Valid only for the show command. INTEGER: 1–100000000 (Default = 100000000). Note The actual maximum number of rows displayed is currently lower than 100000000 due to software limitations. | |
| ORDER | Specifies whether to display data on the screen in a sorted order. Valid only for the show command. VARCHAR(1024): 1–1024 (Default = all rows are displayed). Permitted values are any valid token that can be shown for this command. Multiple tokens can be entered by separating with a comma. | |
| START-ROW | Specifies to begin displaying data on the screen at a specific row. Valid only for the show command. INTEGER: 1–100000000 (Default = 1). | |
| var-subtype | Mandatory if var-type = dat dig mny num tme. Variable subtype. | |
| Note This token must be provisioned in lowercase. | VARCHAR(3): 1–3 ASCII characters. Permitted values are: DEFAULT—Null. Note See the subtypes specified for the var-type token for permitted values based on var-type. If value = null, the Cisco BTS 10200 Softswitch defaults to the var-subtype defined in the Feature Configuration table. | |

| | |
|-------------|---|
| var-type | Mandatory if type = variable. The variable type. |
| Note | This token must be provisioned in lowercase. |
| | <p>VARCHAR(3): 1–3 ASCII characters. Permitted values are:</p> <p>dat—Date. Variable subtype = mdy, myd, dym, dmy, ymd, ydm.</p> <p>dig—Digits. Variable subtypes = gen (Generic), ndn (North American DN).</p> <p>dur—Duration. Variable subtype = null (Default).</p> <p>nth—Month. Variable subtype = null (Default).</p> <p>mny—Money. Variable subtype = <ISO 4217 three letter codes>.</p> <p>num—Number. Variable subtype = crd (Cardinal), ord (ordinal).</p> <p>sil—Silence. Variable subtype = null (Default).</p> <p>str—String. Variable subtype = null (Default).</p> <p>tme—Time. Variable subtype = t12 (12-hour format), t24 (24-hour format).</p> <p>wkd—Weekday. Variable subtype = null (Default).</p> |
| URL | <p>Mandatory if type = physical. URL for the physical audio segment id.</p> <p>VARCHAR(256): 1–256 ASCII characters.</p> |

Audio Sequence

The Audio Sequence (audio-seq) table defines audio segment sequences. Each audio event can consist of one or more audio segments. Each audio segment can be a standalone announcement or an audio variable. The Audio Sequence table also specifies the order in which these segments are played. The audio segments are specified as a sequence separated by comma.



Note

If Multiple Language Support (see the IVR Script Profile table) is required, a language-specific audio sequence record is selected. If multiple language support is not required, then the language-id “def” is used to select the audio sequence record. If a language-specific audio sequence is not provisioned, then the default audio sequence is selected.

Table Name: AUDIO-SEQ

Table Containment Area: FSPTC, FSAIN

Command Types

Show, add, change, and delete

Examples

```
show audio-seq;
add audio-seq id=AR-INITIAL-PROMPT; language-id=def; seq=ar-dn-voiceback-id, ar-var-dn-id,
ar-date-voiceback-id, ar-var-date-id, ar-time-voiceback-id, ar-var-time-id;
change audio-seq id=AR-INITIAL-PROMPT; language-id=def; seq=ar-dn-voiceback-id,
ar-var-dn-id, ar-date-voiceback-id, ar-var-date-id, ar-time-voiceback-id, ar-var-time-id,
ar-activation-prompt-id;
delete audio-seq id=AR-INITIAL-PROMPT; language-id=def;
```

Usage Guidelines

Primary Key Token(s): id, language-id

Foreign Key Token(s): language-id

Add Rules: None.

Change Rules: None.

Delete Rules: None.

Syntax Description

| | |
|---------------|--|
| * ID | Primary key. Audio Sequence id. VARCHAR(16): 1–16 ASCII characters. |
| * LANGUAGE-ID | Primary key. Foreign key: Language table. Specifies the language to use for a sequence. If a language-specific record is not found, the default language ID = def is applied. VARCHAR(3): 3 ASCII characters. Permitted values are: DEF (Default)—Default. For all other languages, see ISO Standard ISO 639.2. |
| * SEQ | Comma-separated ordered list of audio segments. Audio segments can be physical or variable audio segments. VARCHAR(1024): 1–1024 ASCII characters. |
| AUTO-REFRESH | Specifies whether to display cached data on the screen. Valid only for the show command. CHAR(1): Y/N (Default = Y). Y—Queries the database for the most current data. N—Queries the database for the most current data only if the cached data is unavailable. |
| DESCRIPTION | Described by the service provider. VARCHAR(64): 1–64 ASCII characters. VARCHAR(512): 1–512 ASCII characters. (Release 4.5) |
| DISPLAY | Specifies what token information to display on the screen. Valid only for the show command. VARCHAR(1024): 1–1024 (Default = all tokens are displayed). Permitted values are any valid token that can be shown for this command. Multiple tokens can be entered by separating with a comma. |
| LIMIT | Specifies the number of rows to display on the screen. Valid only for the show command. INTEGER: 1–100000000 (Default = 100000000). Note The actual maximum number of rows displayed is currently lower than 100000000 due to software limitations. |

| | |
|-----------|--|
| ORDER | Specifies whether to display data on the screen in a sorted order. Valid only for the show command. VARCHAR(1024): 1–1024 (Default = all rows are displayed). Permitted values are any valid token that can be shown for this command. Multiple tokens can be entered by separating with a comma. |
| START-ROW | Specifies to begin displaying data on the screen at a specific row. Valid only for the show command. INTEGER: 1–100000000 (Default = 1). |

Interactive Voice Response Script Profile (Release 4.4.1)

The Interactive Voice Response Script Profile (ivr-script-profile) table defines IVR properties on a per-feature basis. This table specifies whether to use a network-based IVR or the IVR capability on the access gateway.



Note

The default-ivr-route-guide-id is defined in the Call Agent Configuration table. The Cisco BTS 10200 Softswitch uses the default-ivr-route-guide if the Feature Server does not provide an ivr-route-guide-id. However, the Feature Server always sends the script package type.

Table Name: IVR-SCRIPT-PROFILE

Table Containment Area: FSPTC, FSAIN

Command Types

Show, add, change, and delete

Examples

```
show ivr-script-profile fname=ar;
add ivr-script-profile fname=ar;
change ivr-script-profile fname=ar; multiple-language-sup=Y;
delete ivr-script-profile fname=ar;
```

Usage Guidelines

Primary Key Token(s): fname

Foreign Key Token(s): fname, ivr-route-guide-id

Add Rules: None.

Change Rules: None.

Delete Rules: None.

| | | |
|--------------------|------------------------------------|--|
| Syntax Description | * FNAME | Primary key. Foreign key: Feature table. Feature name. VARCHAR(16): 1–16 ASCII characters. |
| | AUTO-REFRESH | Specifies whether to display cached data on the screen. Valid only for the show command. CHAR(1): Y/N (Default = Y). Y—Queries the database for the most current data. N—Queries the database for the most current data only if the cached data is unavailable. |
| | DESCRIPTION | Described by the service provider. VARCHAR(64): 1–64 ASCII characters. VARCHAR(512): 1–512 ASCII characters. (Release 4.5) |
| | DISPLAY | Specifies what token information to display on the screen. Valid only for the show command. VARCHAR(1024): 1–1024 (Default = all tokens are displayed). Permitted values are any valid token that can be shown for this command. Multiple tokens can be entered by separating with a comma. |
| | IVR-ACCESS-MODE (Not supported) | Specifies whether to use the local resources at a gateway or the centralized resources at an IVR. VARCHAR(16): 1–16 ASCII characters. Permitted values are: AUTO—Use the IVR capability of the access gateway if available, else use the default IVR. IVR (Default)—Use the IVR specified by the ivr-route-guide-id or the default-ivr-route-guide-id defined in the Call Agent Configuration table. |
| | IVR-ROUTE-GUIDE-ID | Foreign key: Route Guide table. Used if the access gateway does not support IVR capability or an external IVR is required for the feature. If this token is not provisioned, the default IVR route specified in the Call Agent Configuration table is used. VARCHAR(16): 1–16 ASCII characters. |
| | IVR-SCRIPT-PKG-TYPE | Specifies if the ivr-access-mode is IVR or if the originating gateway does not support IVR capability. If not provisioned, IVR scripts are generated based on the capabilities of the originating gateway. VARCHAR(8): 1–8 ASCII characters. Permitted values are: BAU (Default)—Basic Audio Package. AAU—For language option support. (Not supported) A—Announcement Package. TCL—Tool Command Language. (Not supported) |
| | LIMIT | Specifies the number of rows to display on the screen. Valid only for the show command. INTEGER: 1–100000000 (Default = 100000000). Note The actual maximum number of rows displayed is currently lower than 100000000 due to software limitations. |
| | | |

| | |
|---|--|
| MULTIPLE-LANGUAGE-SUPP (Not supported) | Specifies whether the Cisco BTS 10200 Softswitch supports multiple languages (sends the ?LANG parameter with the BAU/AAU package). CHAR(1): Y/N (Default = N). Y—Multiple languages are supported. N—Multiple languages are not supported. |
| ORDER | Specifies whether to display data on the screen in a sorted order. Valid only for the show command. VARCHAR(1024): 1–1024 (Default = all rows are displayed). Permitted values are any valid token that can be shown for this command. Multiple tokens can be entered by separating with a comma. |
| START-ROW | Specifies to begin displaying data on the screen at a specific row. Valid only for the show command. INTEGER: 1–100000000 (Default = 1). |

Language

The Language (language) table defines the languages supported by the IVR feature. Use the language abbreviations defined in ISO 639.2 when provisioning this table.



Note

This table must be provisioned using the DEF value.

Table Name: LANGUAGE

Table Containment Area: EMS ONLY

Command Types

Show, add, change, and delete

Examples

```
show language;
add language id=def;
change language id=def; description=Default Language ID;
delete language id=eng;
```

Usage Guidelines

Primary Key Token(s): id

Add Rules: None.

Change Rules: None.

Delete Rules: None.

| | | |
|--------------------|------------------------|--|
| Syntax Description | * ID | Primary key. Language id. VARCHAR(3): 1–3 ASCII characters. |
| | AUTO-REFRESH | Specifies whether to display cached data on the screen. Valid only for the show command. CHAR(1): Y/N (Default = Y). Y—Queries the database for the most current data. N—Queries the database for the most current data only if the cached data is unavailable. |
| | DESCRIPTION (EMS only) | Described by the service provider. VARCHAR(32): 1–32 ASCII characters. |
| | DISPLAY | Specifies what token information to display on the screen. Valid only for the show command. VARCHAR(1024): 1–1024 (Default = all tokens are displayed). Permitted values are any valid token that can be shown for this command. Multiple tokens can be entered by separating with a comma. |
| | LIMIT | Specifies the number of rows to display on the screen. Valid only for the show command. INTEGER: 1–100000000 (Default = 100000000). Note The actual maximum number of rows displayed is currently lower than 100000000 due to software limitations. |
| | ORDER | Specifies whether to display data on the screen in a sorted order. Valid only for the show command. VARCHAR(1024): 1–1024 (Default = all rows are displayed). Permitted values are any valid token that can be shown for this command. Multiple tokens can be entered by separating with a comma. |
| | START-ROW | Specifies to begin displaying data on the screen at a specific row. Valid only for the show command. INTEGER: 1–100000000 (Default = 1). |
| | | |



CHAPTER 10

PacketCable Media Security

Revised: July 24, 2009, OL-3743-42

This chapter describes the commands and tables used in PacketCable media security provisioning. For complete information regarding PacketCable commands, provisioning, and troubleshooting, see the *Cisco BTS 10200 Softswitch PacketCable Feature Guide*.



Note

In this chapter, an asterisk preceding a token name means the token is mandatory. A token without an asterisk is optional.

Ciphersuite

The Ciphersuite (ciphersuite) table contains the security parameters required for media security between multimedia terminal adapters (MTAs). The table is used when a bearer path between two MTAs needs to be encrypted. The MTAs exchange security parameters (ciphersuites) through signaling. This table allows the Cisco BTS 10200 Softswitch to specify which ciphersuites are allowed for an MTA.



Note

A cipher is an algorithm that transforms data between plain text and encrypted text. A ciphersuite is a set that contains both an encryption algorithm and a message authentication algorithm.

Table Name: CIPHERSUITE

Table Containment Area: Call Agent

Command Types

Show, add, change, and delete

Examples

```
show ciphersuite id=cplgold;
add ciphersuite id=cplgold; proto-type=RTP; auth-algo=RTP-NULL; encrypt-algo=RTP-NULL;
priority=1;
change ciphersuite id=cplgold; proto-type=RTP; auth-algo=RTP-NULL; encrypt-algo=RTP-NULL;
priority=10;
delete ciphersuite id=cplgold; proto-type=RTP; auth-algo=RTP-NULL; encrypt-algo=RTP-NULL;
```

Usage Guidelines

Primary Key Token(s): id, proto-type, auth-algo, encrypt-algo

Foreign Key Token(s): id

Add Rules: PK constraints; ciphersuite-profile id must exist.

- if type is proto-type=rtp then
 - valid auth-algo values are: Rtp-null, rtp-mmh-2, rtp-mmh-4
 - valid encrypt-algo values are: rtp-null, rtp-aes, rtp-xdesx-cbc, rtp-des-cbc-pad, rtp-3des-cbc, rtp-rc4
- if type is proto-type=rtcp then
 - valid auth-algo values are: rtcp-null, rtcp-hmac-sha1-96, rtcp-hmac-md5-96
 - valid encrypt-algo values are: rtcp-null, rtcp-aes-cbc, rtcp-xdesx-cbc, rtcp-des-cbc-pad, rtcp-3des-cbc

Change Rules: Only the priority token can be changed.

Delete Rules: None.

Syntax Description

| | |
|-------------|--|
| * ID | Primary key. Foreign key: Ciphersuite Profile table. Ciphersuite profile id. VARCHAR(16): 1–16 ASCII characters. |
| * AUTH-ALGO | Primary key. Specifies the authentication algorithm for RTP or RTCP (depending upon the value entered for proto-type). See the <i>PacketCable Security Specification</i> for more detailed information. VARCHAR(32): 1–32 ASCII characters. Permitted authentication algorithms for proto-type=RTP are: RTP-NULL RTP-MMH-2 RTP-MMH-4 Permitted authentication algorithms for proto-type=RTCP are: RTCP-NULL RTCP-HMAC-SHA1-96 RTCP-HMAC-MD5-96 |

| | |
|----------------|--|
| * ENCRYPT-ALGO | <p>Primary key. Specifies the encryption algorithm for RTP or RTCP (depending upon the value entered for PROTO-TYPE). See the <i>PacketCable Security Specification</i> for more detailed information.</p> <p>VARCHAR(32): 1–32 ASCII characters. Permitted (valid) encryption algorithms for proto-type=RTP are:</p> <p>RTP-NULL</p> <p>RTP-AES</p> <p>RTP-XDESX-CBC</p> <p>RTP-DES-CBC-PAD</p> <p>RTP-3DES-CBC</p> <p>RTP-RC4</p> <p>Permitted (valid) encryption algorithms for proto-type=RTCP are:</p> <p>RTCP-NULL</p> <p>RTCP-AES-CBC</p> <p>RTCP-XDESX-CBC</p> <p>RTCP-DES-CBC-PAD</p> <p>RTCP-3DES-CBC</p> <p>Note Authentication and encryption algorithms are identified in the PacketCable Security Specification, PKT-SP-SEC-I06-021018.</p> |
| * PRIORITY | <p>Specifies the priority of the ciphersuite. These parameters are sent in the local connection options (LCO) in the order specified.</p> <p>INTEGER: 1–32 numeric digits. Priority 1 has the highest priority. Priority 32 has the lowest priority.</p> <p>For example, if 64/51 has a priority of 10, and 62/53 has a priority of 15, then they will go as sc-rtp:64/51; 62/53. The gateway chooses 64/51 if it is able to do so. If the gateway cannot handle a 64/51, it chooses 62/53.</p> <p>Note See the PacketCable Network-Based Call Signaling Protocol Specification, PKT-SP-EC-MGCP-I06-021127 for additional information on the sc-rtp and sc-rtcp parameters.</p> |
| * PROTO-TYPE | <p>Primary key. This token specifies whether the authentication and encryption algorithms specified are for the Real Time Protocol (RTP) or for the Real Time Control Protocol (RTCP). Encrypted packets are carried end-to-end in RTP packets. RTCP is a control protocol for RTP.</p> <p>VARCHAR(16): 1–16 ASCII characters. Permitted values are:</p> <p>RTP—Real Time Protocol.</p> <p>RTCP—Real Time Control Protocol.</p> |
| AUTO-REFRESH | <p>Specifies whether to display cached data on the screen. Valid only for the show command.</p> <p>CHAR(1): Y/N (Default = Y).</p> <p>Y—Queries the database for the most current data.</p> <p>N—Queries the database for the most current data only if the cached data is unavailable.</p> |

| | |
|-----------|---|
| DISPLAY | <p>Specifies what token information to display on the screen. Valid only for the show command.</p> <p>VARCHAR(1024): 1–1024 (Default = all tokens are displayed). Permitted values are any valid token that can be shown for this command. Multiple tokens can be entered by separating with a comma.</p> |
| LIMIT | <p>Specifies the number of rows to display on the screen. Valid only for the show command.</p> <p>INTEGER: 1–100000000 (Default = 100000000).</p> <p>Note The actual maximum number of rows displayed is currently lower than 100000000 due to software limitations.</p> |
| ORDER | <p>Specifies whether to display data on the screen in a sorted order. Valid only for the show command.</p> <p>VARCHAR(1024): 1–1024 (Default = all rows are displayed). Permitted values are any valid token that can be shown for this command. Multiple tokens can be entered by separating with a comma.</p> |
| START-ROW | <p>Specifies to begin displaying data on the screen at a specific row. Valid only for the show command.</p> <p>INTEGER: 1–100000000 (Default = 1).</p> |

Ciphersuite Profile

The Ciphersuite Profile (ciphersuite-profile) table contains the list of valid ciphersuites. A ciphersuite is a set that contains both an encryption algorithm and a message authentication algorithm.

Table Name: CIPHERSUITE-PROFILE

Table Containment Area: EMS only

Command Types

Show, add, change, and delete

Examples

```
show ciphersuite-profile id=cplgold;
add ciphersuite-profile id=cplgold;
change ciphersuite-profile id=cplgold; description=This ID is used for QoS gold.
delete ciphersuite-profile id=cplgold;
```

Usage Guidelines

Primary key: id

Add Rules: Id cannot exist.

Delete Rules: Id cannot exist in any dependency tables.

| Syntax Description | | |
|--------------------|--|--|
| * ID | Primary key. ID of Ciphersuite Profile table. VARCHAR(16): 1–16 ASCII characters. | |
| AUTO-REFRESH | Specifies whether to display cached data on the screen. Valid only for the show command. CHAR(1): Y/N (Default = Y). Y—Queries the database for the most current data. N—Queries the database for the most current data only if the cached data is unavailable. | |
| DESCRIPTION | Described by the service provider. VARCHAR(64): 1–64 ASCII characters. | |
| DISPLAY | Specifies what token information to display on the screen. Valid only for the show command. VARCHAR(1024): 1–1024 (Default = all tokens are displayed). Permitted values are any valid token that can be shown for this command. Multiple tokens can be entered by separating with a comma. | |
| LIMIT | Specifies the number of rows to display on the screen. Valid only for the show command. INTEGER: 1–100000000 (Default = 100000000). Note The actual maximum number of rows displayed is currently lower than 100000000 due to software limitations. | |
| ORDER | Specifies whether to display data on the screen in a sorted order. Valid only for the show command. VARCHAR(1024): 1–1024 (Default = all rows are displayed). Permitted values are any valid token that can be shown for this command. Multiple tokens can be entered by separating with a comma. | |
| START-ROW | Specifies to begin displaying data on the screen at a specific row. Valid only for the show command. INTEGER: 1–100000000 (Default = 1). | |

IPSec Kerberos

The IPSec Kerberos (ipsec-kerberos) table contains the Kerberos configuration parameters used by IPSec and the associated key management application.

Table Name: IPSEC-KERBEROS

Table Containment Area: Call Agent

Command Types

Show, add, change, delete

Examples

```
show ipsec-kerberos;
add ipsec-kerberos krb-fqdn=cms-cal.ciscolab.com; krb-realm=cisco-realm.com;
krb-srv-key=546869732069732061206b6579206f666203234206368612e;
srv-key-version=3;
change ipsec-kerberos krb-fqdn=cms-cal.ciscolab.com; krb-max-retry=25;
change ipsec-kerberos krb-fqdn=cms-cal.ciscolab.com; srv-key-version=4;
krb-srv-key=123456789012345678901234567890123456789012345678;
delete ipsec-kerberos; krb-fqdn=cms-cal.ciscolab.com;
```

Usage Guidelines

Primary Key Token(s): krb-fqdn

Add Rules: See restrictions in the Syntax Description table. Limit 1 entry.

Change Rules: See restrictions in the Syntax Description table.

Delete Rules: None.

Other Rules:

- If krb-srv-key is changed, srv-key-version must be changed also.
- If srv-key-version is changed, krb-srv-key must be changed also.
- For krb-srv-key and srv-key-version, each cannot exist in the IPSec Kerberos Old Service Keys table. The system updates the IPSec Kerberos table before it updates the IPSec Kerberos Old Service Keys table.

Syntax Description

| | |
|-------------|---|
| * KRB-FQDN | Primary key. The Kerberos fully qualified domain name for the Call Agent. It is used to create the call management server (CMS) principal name. The krb-fqdn must be the FQDN used on the Kerberos Domain Controller (KDC) for this node. The source krb-fqdn must be a valid hostname as described in gethostbyname(3XNET). VARCHAR(256): 1–256 ASCII characters. |
| * KRB-REALM | The Kerberos realm, used to create the CMS principal name. VARCHAR(256): 1–256 ASCII characters. |

| | |
|----------------------|---|
| * KRB-SRV-KEY | <p>The Kerberos service key. When assigning a new krb-srv-key, the existing krb-srv-key is added to the IPSec Kerberos Old Service Keys table.</p> <p>VARCHAR(48): Length must be 48 hex characters (0–9, A–F, a–f).</p> <p>Input is permitted with a delimiter for readability. For example:</p> <p>“6854 7369 6920 2073 2061 656b 2079 666f 3220 2034 6863 2e61”</p> <p>is equivalent to:</p> <p>“68547369692020732061656b2079666f3220203468632e61”</p> |
| * SRV-KEY-VERSION | <p>CMS server keys. Allows the Cisco BTS 10200 Softswitch to support CMSs using different server key versions for a CMS server key.</p> <p>INTEGER: 1–MAXINT.</p> <p>Note MAXINT is the largest possible 4-byte integer: [2 to the power 32] – 1 divided by 2.</p> |
| AUTO-REFRESH | <p>Specifies whether to display cached data on the screen. Valid only for the show command.</p> <p>CHAR(1): Y/N (Default = Y).</p> <p>Y—Queries the database for the most current data.</p> <p>N—Queries the database for the most current data only if the cached data is unavailable.</p> |
| DISPLAY | <p>Specifies what token information to display on the screen. Valid only for the show command.</p> <p>VARCHAR(1024): 1–1024 (Default = all tokens are displayed). Permitted values are any valid token that can be shown for this command. Multiple tokens can be entered by separating with a comma.</p> |
| KRB-ACK-FLAG | <p>The Kerberos Acknowledgment Flag. If enabled, an acknowledgment is requested in the AP-REPLY.</p> <p>CHAR(1): Y/N (Default = Y).</p> |
| KRB-EXP-RETRY-TIME | <p>The Kerberos Exponential Retry Time. Specifies the exponential backoff time, in seconds, for WAKEUP retries.</p> <p>SMALLINT: 1–60 (Default = 2).</p> |
| KRB-MAX-OLD-SRV-KEYS | <p>The maximum number of records to be kept in the rolling list of old Kerberos service keys.</p> <p>SMALLINT: 1–256 (Default = 32).</p> |
| KRB-MAX-RETRY | <p>The Kerberos maximum retries. The maximum number of times that the CMS sends a WAKEUP message without the receipt of an AP-REQ.</p> <p>SMALLINT: 1–100 (Default = 10).</p> |

| | |
|-----------------------|--|
| KRB-MAX-RETRY-TIME | <p>Kerberos Maximum Retry Time. Specifies the maximum or the total time, in seconds, that the CMS sends WAKEUP messages before it stops.</p> <p>SMALLINT: 1–60 (Default = 20).</p> <p>Note The krb-max-retry-time must be greater than krb-timeout and krb-exp-retry-time.</p> |
| KRB-REEST-SA-ACK-FLAG | <p>The Kerberos Reestablish Security Association (SA) Acknowledgment Flag. If enabled, the CMS reestablishes the outbound SA before the hard expiration occurs.</p> <p>CHAR(1): Y/N (Default = Y).</p> |
| KRB-SRV-KEY-COMP-FLAG | <p>The Kerberos Service Key Compromised Flag. If enabled, tickets using the old service key are not accepted, and a message is sent to the MTA instructing it to obtain a new ticket. If disabled, the old service key is accepted until the date-time specified in the ticket.</p> <p>CHAR(1): Y/N (Default = N).</p> |
| KRB-TIMEOUT | <p>The Kerberos Timeout. Specifies the amount of time, in seconds, that the CMS waits for the receipt of an AP-REQ following a WAKEUP message.</p> <p>SMALLINT: 1–60 (Default = 3).</p> |
| LIMIT | <p>Specifies the number of rows to display on the screen. Valid only for the show command.</p> <p>INTEGER: 1–100000000 (Default = 100000000).</p> <p>Note The actual maximum number of rows displayed is currently lower than 100000000 due to software limitations.</p> |
| ORDER | <p>Specifies whether to display data on the screen in a sorted order. Valid only for the show command.</p> <p>VARCHAR(1024): 1–1024 (Default = all rows are displayed). Permitted values are any valid token that can be shown for this command. Multiple tokens can be entered by separating with a comma.</p> |
| START-ROW | <p>Specifies to begin displaying data on the screen at a specific row. Valid only for the show command.</p> <p>INTEGER: 1–100000000 (Default = 1).</p> |

IPSec Kerberos Old Service Keys

The IPSec Kerberos Old Service Keys (ipsec-kerberos-keys) table contains the old Kerberos Service Keys to be used by IPSec and the associated key management application. When assigning a new krb-srv-key, the existing krb-srv-key is added to this table. This is a rolling list; when the list becomes full, the oldest service key is overwritten.

Table Name: IPSEC-KERBEROS-KEYS

Table Containment Area: Call Agent

Command Types

Show and delete

Examples

```
show ipsec-kerberos-keys;
delete ipsec-kerberos-keys; krb-srv-key=546869732069732061206b6579206f666203234206368612e;
```

Usage Guidelines

Primary Key Token(s): krb-srv-key

Delete Rules: None.

Other Rules: Maximum number of entries is determined by the configured value of krb-max-old-srv-keys in the IPSec Kerberos table.

Syntax Description

| | |
|-------------------|--|
| * KRB-SRV-KEY | <p>Mandatory for delete. Primary key. Kerberos Service Key. This key is used for Kerberos communications. The value of this field is an old Kerberos Service Key and is set when a new krb-srv-key is configured.</p> <p>VARCHAR(48): 1–48 ASCII characters. Array must be 48 hex characters (0–9, A–F, a–f).</p> <p>When a new krb-srv-key is assigned, the existing krb-srv-key is added to this table. This is a rolling list; when the list becomes full, the oldest service key is overwritten.</p> |
| * SRV-KEY-VERSION | <p>CMS server keys. Allows the Cisco BTS 10200 Softswitch to support CMSs using different server key versions.</p> <p>INTEGER: 1–MAXINT.</p> <p>Note MAXINT is the largest possible 4-byte integer: [2 to the power 32]–1 divided by 2.</p> |
| AUTO-REFRESH | <p>Specifies whether to display cached data on the screen. Valid only for the show command.</p> <p>CHAR(1): Y/N (Default = Y).</p> <p>Y—Queries the database for the most current data.</p> <p>N—Queries the database for the most current data only if the cached data is unavailable.</p> |

| | |
|--|--|
| DISPLAY | Specifies what token information to display on the screen. Valid only for the show command. VARCHAR(1024): 1–1024 (Default = all tokens are displayed). Permitted values are any valid token that can be shown for this command. Multiple tokens can be entered by separating with a comma. |
| KRB-SRV-KEY-TIMESTAMP (System generated) | Not provisionable. A system-generated time stamp with the date and time that the entry was added. INTEGER. |
| LIMIT | Specifies the number of rows to display on the screen. Valid only for the show command. INTEGER: 1–100000000 (Default = 100000000). Note The actual maximum number of rows displayed is currently lower than 100000000 due to software limitations. |
| ORDER | Specifies whether to display data on the screen in a sorted order. Valid only for the show command. VARCHAR(1024): 1–1024 (Default = all rows are displayed). Permitted values are any valid token that can be shown for this command. Multiple tokens can be entered by separating with a comma. |
| START-ROW | Specifies to begin displaying data on the screen at a specific row. Valid only for the show command. INTEGER: 1–100000000 (Default = 1). |

IPSec Policy

The IPSec Policy (ipsec-policy) table contains the global security policies to be used by IPSec.

Table Name: IPSEC-POLICY

Table Containment Area: Call Agent

Command Types

Show, add, and delete

Examples

```
show ipsec-policy;
add ipsec-policy id=mta01; src-fqdn=cms-cal.ciscolab.com; dest-fqdn=mta5.ciscolab.com;
action=ipsec;
add ipsec-policy id=mta2xy; src-ipaddr=10.10.45.89; src-ipmask=255.255.255.0;
dest-ipaddr=10.10.2.44; dest-ipmask=255.255.255.0; action=permit;
delete ipsec-policy id=mta2xy;
```

Usage Guidelines

Primary Key Token(s): id

Add Rules: Both src-fqdn and src-ipaddr cannot be specified. (Release 4.2 and Release 4.4.1)

Other Rules: src-fqdn, src-ipaddr or src-port and dest-fqdn, dest-ipaddr or dest-port must be present (Release 4.4.1).

Delete Rules: None.

Syntax Description

| | |
|--------------|--|
| * ID | <p>Primary key. Policy ID. Service provider assigns, based on network configuration. Suggested format is <device-type>NN, for example, mta01, cmts01, rks01.</p> <p>VARCHAR(8): 1–8 ASCII characters.</p> |
| * ACTION | <p>Defines whether security is applied to outbound or inbound traffic, both, or neither.</p> <p>VARCHAR(6): 1–6 ASCII characters. Permitted values are:</p> <p>Permit—Security on inbound traffic.</p> <p>Apply—Security on outbound traffic.</p> <p>IPSec—Security on both inbound and outbound traffic.</p> <p>Bypass—No security.</p> |
| AUTO-REFRESH | <p>Specifies whether to display cached data on the screen. Valid only for the show command.</p> <p>CHAR(1): Y/N (Default = Y).</p> <p>Y—Queries the database for the most current data.</p> <p>N—Queries the database for the most current data only if the cached data is unavailable.</p> |
| DEST-FQDN | <p>Fully qualified domain name for the destination network element to which this security policy applies. The destination address value must be a valid hostname as described in gethostbyname(3XNET). You cannot specify both a dest-fqdn and a dest-ipaddr at the same time.</p> <p>VARCHAR(256): 1–256 ASCII characters.</p> <p>Note The 'getprotobyname' function is a UNIX system function that refers to the Internet protocols TCP, UDP, and so forth.</p> |
| DEST-IPADDR | <p>IP address for the destination network element(s) to which this security policy applies. The destination address value must be a valid hostname as described in gethostbyname(3XNET). You cannot specify both a dest-fqdn and a dest-ipaddr at the same time.</p> <p>VARCHAR(15): 1–15 ASCII characters. Format: IPv4 Internet decimal dot notation.</p> |
| DEST-IPMASK | <p>Valid only if dest-ipaddr is specified. The IP address mask used to establish a range of IP addresses for the destination network element(s) to which this security policy applies.</p> <p>VARCHAR(15): 1–15 ASCII characters. Format: IPv4 Internet decimal dot notation.</p> |

| | |
|------------|---|
| DEST-PORT | <p>The specific port for the destination network element to which this security policy applies.</p> <p>SMALLINT: 1–65534.</p> |
| DISPLAY | <p>Specifies what token information to display on the screen. Valid only for the show command.</p> <p>VARCHAR(1024): 1–1024 (Default = all tokens are displayed). Permitted values are any valid token that can be shown for this command. Multiple tokens can be entered by separating with a comma.</p> |
| LIMIT | <p>Specifies the number of rows to display on the screen. Valid only for the show command.</p> <p>INTEGER: 1–100000000 (Default = 100000000).</p> <p>Note The actual maximum number of rows displayed is currently lower than 100000000 due to software limitations.</p> |
| ORDER | <p>Specifies whether to display data on the screen in a sorted order. Valid only for the show command.</p> <p>VARCHAR(1024): 1–1024 (Default = all rows are displayed). Permitted values are any valid token that can be shown for this command. Multiple tokens can be entered by separating with a comma.</p> |
| SRC-FQDN | <p>Fully qualified domain name for the source network element that this security policy applies to. The source fqdn must be a valid hostname as described in gethostbyname(3XNET). You cannot specify both an src-fqdn and a src-ipaddr at the same time.</p> <p>VARCHAR(256): 1–256 ASCII characters.</p> <p>Note The 'getprotobyname' function is a UNIX system function that refers to Internet protocols TCP, UDP, and so forth.</p> |
| SRC-IPADDR | <p>IP address for the source network element(s) that this security policy applies to. The source address value must be a valid hostname as described in gethostbyname(3XNET). You cannot specify both an src-fqdn and an src-ipaddr at the same time.</p> <p>VARCHAR(15): 1–15 ASCII characters. Format: IPv4 Internet decimal dot notation.</p> |
| SRC-IPMASK | <p>Valid only if src-ipaddr is specified. The IP address mask used to establish a range of IP addresses for the source network element(s) to which this security policy applies.</p> <p>VARCHAR(15): 1–15 ASCII characters. Format: IPv4 Internet decimal dot notation.</p> |
| SRC-PORT | <p>Specific port for the source network element that this security policy applies to.</p> <p>SMALLINT: 1–65534.</p> |
| START-ROW | <p>Specifies to begin displaying data on the screen at a specific row. Valid only for the show command.</p> <p>INTEGER: 1–100000000 (Default = 1).</p> |

| | |
|------------|---|
| ULP-NAME | <p>IPSec SA upper-layer protocol name that the entry is matched against. Used if the SA is created only for specific protocol traffic (for example IP traffic). The value is a string as described in <code>getprotobyname(3XNET)</code>. You cannot specify both an ulp-name and an ulp-number at the same time.</p> <p>VARCHAR(8): 1–8 ASCII characters. Permitted values are:</p> <p>IP (Default)</p> <p>TCP</p> <p>UDP</p> <p>The default value (IP) is adequate for most applications.</p> |
| ULP-NUMBER | <p>Upper-layer protocol that the entry is matched against. You cannot specify both an ulp-name and an ulp-number at the same time.</p> <p>SMALLINT: 0–255. The value is a number as described in <code>getprotobyname(3XNET)</code>.</p> |

IPSec Security Administration

The IPSec Security Administration (SA) (`ipsec-sa`) table contains the required IPSec security associations that are not associated with IKE or Kerberos key management.

Table Name: IPSEC-SA

Table Containment Area: Call Agent

Command Types

Show, add, change, and delete

Examples

```
show ipsec-sa;
add ipsec-sa id=cmts01; auth-algo=hmac-sha-1;
auth-key=2069732061206b6579206f666203234206368612e; dest=10.10.22.33; encrypt-algo=des;
encrypt-key=4bb586a120532c07; spi=85723;
change ipsec-sa id=cmts01; encrypt-algo=3des;
encrypt-key=abcdefabcdefabcdefabcdefabcdefabcdefabcdef; soft-lifetime=3600;
hard-lifetime=7200;
delete ipsec-sa id=cmts01;
```

Usage Guidelines

Primary Key Token(s): id

Add Rules: See specific restrictions in the Syntax Description.

Change Rules: See specific restrictions in the Syntax Description.

Delete Rules: None.

Other Rules:

- The auth-key is a maximum of 40 characters.
- The size of the key configured is validated to ensure that it is 32 characters if auth-algo=hmac-md5 and 40 characters if auth-algo=hmac-sha-1.
- The size of the encrypt-key configured is validated to ensure that it is 16 characters if encrypt-algo=des and 48 characters if encrypt-algo=3des.

Syntax Description

| | |
|----------------|--|
| * ID | Primary key. Service provider assigns an ID or SA identifier based on network configuration. VARCHAR(8): 1–8 ASCII characters. Suggested format is <device-type>NN, for example: mta01, cmts01, rks01. |
| * AUTH-ALGO | Specifies the authentication algorithm for an SA. VARCHAR(10): 1–10 ASCII characters. Permitted values are: HMAC-MD5 HMAC-SHA-1 |
| * AUTH-KEY | Specifies the authentication key for this SA. Length varies depending on auth-algo selected. The key must be 32 characters if HMAC-MD5 is selected and 40 characters if HMAC-SHA-1 is selected. VARCHAR(40): 1–40 ASCII characters. The key is expressed as a string of hexadecimal digits (0–9, A–F, a–f). |
| * DEST | Specifies the destination address of the SA. The source address value must be a valid host as described in gethostbyname(3XNET). VARCHAR(15): 1–15 ASCII characters. Format: IPv4 Internet decimal dot notation. Note The 'getprotobyname' function is a UNIX system function that refers to the Internet protocols TCP, UDP, and so forth. |
| * ENCRYPT-ALGO | Specifies the encryption algorithm for an SA. VARCHAR(4): 1–4 ASCII characters. Permitted values are: DES 3DES |
| * ENCRYPT-KEY | Specifies the encryption key for this SA. Length varies depending on the encrypt-algo selected. The key must be 16 characters if DES is selected and 48 characters if the 3DES is selected. VARCHAR(48): 1–48 ASCII characters. The key is expressed as a string of hexadecimal digits (0–9, A–F, a–f). |
| * SPI | Security parameters index of the SA. INTEGER: –MAXINT to MAXINT. Permitted values are any valid integer. Note MAXINT is the largest possible 4-byte integer: [2 to the power 32]–1. |

| | |
|---------------|--|
| AUTO-REFRESH | <p>Specifies whether to display cached data on the screen. Valid only for the show command.</p> <p>CHAR(1): Y/N (Default = Y).</p> <p>Y—Queries the database for the most current data.</p> <p>N—Queries the database for the most current data only if the cached data is unavailable.</p> |
| DISPLAY | <p>Specifies what token information to display on the screen. Valid only for the show command.</p> <p>VARCHAR(1024): 1–1024 (Default = all tokens are displayed). Permitted values are any valid token that can be shown for this command. Multiple tokens can be entered by separating with a comma.</p> |
| HARD-LIFETIME | <p>Specifies the number of seconds that this SA can exist. When the hard lifetime expires, the SA is deleted automatically by the system.</p> <p>INTEGER: 0–MAXINT (Default = 0).</p> <p>Note If hard-lifetime is not specified, the default value is zero, which means the SA does not expire based on how long it has been since the SA was added.</p> <p>MAXINT is the largest possible 4-byte integer: [2 to the power 32]–1.</p> |
| LIMIT | <p>Specifies the number of rows to display on the screen. Valid only for the show command.</p> <p>INTEGER: 1–100000000 (Default = 100000000).</p> <p>Note The actual maximum number of rows displayed is currently lower than 100000000 due to software limitations.</p> |
| ORDER | <p>Specifies whether to display data on the screen in a sorted order. Valid only for the show command.</p> <p>VARCHAR(1024): 1–1024 (Default = all rows are displayed). Permitted values are any valid token that can be shown for this command. Multiple tokens can be entered by separating with a comma.</p> |
| SOFT-LIFETIME | <p>Specifies the number of seconds that this SA can exist. When the soft lifetime expires, an SADB_EXPIRE message is transmitted by the system, and the SA is changed to DYING.</p> <p>INTEGER: 0–MAXINT (Default = 0).</p> <p>Note If SOFT-LIFETIME is not specified, the default value is zero, which means the SA does not expire based on how long it has been since the SA was added.</p> <p>MAXINT is the largest possible 4-byte integer: [2 to the power 32]–1.</p> |

| | |
|-----------|--|
| SRC | Specifies the source address of the SA. The source address value must be valid host as described in gethostbyname(3XNET). VARCHAR(15): 1–15 ASCII characters. Format: IPv4 Internet decimal dot notation. |
| START-ROW | Specifies to begin displaying data on the screen at a specific row. Valid only for the show command. INTEGER: 1–100000000 (Default = 1). |

Radius Profile

The Radius Profile (radius-profile) table is used in PacketCable networks that run a billing system based on event messages and to provide radius-based authentication for the Limited Call Duration (LCD) feature.

Table Name: RADIUS-PROFILE

Table Containment Area: Call Agent

Command Types

Show, add, change, and delete

Examples

```
show radius-profile id=rks1;
show radius-profile-unencr id=rks1;
add radius-profile id=rks1; tsap-addr=165.12.23.1:1851;
change radius-profile id=rks1; acc-req-retransmit=2; acc-rsp-timer=3;
delete radius-profile id=rks1;
```

Usage Guidelines

Primary Key Token(s): id
 Unique Key Token(s): tsap-addr
 Add Rules: None.
 Change Rules: None.
 Delete Rules: None.

Syntax Description

| | |
|------|--|
| * ID | Primary key. Radius profile ID. ASCII string that identifies the primary or secondary record keeping server (RKS). VARCHAR(16): 1–16 ASCII characters. |
|------|--|

| | |
|--------------------|--|
| * TSAP-ADDR | <p>Unique key. TSAP address for the radius server. Unique IP address, or IP address and port number, of the primary or secondary RKS. This value must be an IP address (not a domain name), however, a domain name is allowed if server-type=prepaid.</p> <p>VARCHAR(64): 1–64 ASCII characters.</p> <p>Note The value of tsap-addr can be updated dynamically using the following command. No system restart is required.</p> <pre>change radius-profile id=[primary RKS id secondary RKS id] ; tsap-addr=[IP address:port-number] ;</pre> |
| ACC-REQ-RETRANSMIT | <p>Specifies the number of retransmissions of unacknowledged accounting requests.</p> <p>Also specifies the number of accounting request retransmissions for event message (EM) applications. This is the number of times the Cisco BTS 10200 Softswitch attempts to retransmit an EM to a target RKS. When this limit is reached, the Cisco BTS 10200 Softswitch treats the target RKS as nonresponsive and begins transmitting to another RKS. In the unlikely event that the Cisco BTS 10200 Softswitch tries, but fails, to receive acknowledgment from both RKSs, it begins storing EM files on the currently active Call Agent.</p> <p>INTEGER: 1–4 (Default = 3).</p> <p>INTEGER: 0–5 (Default = 3) (Release 4.2)</p> |
| ACC-RSP-TIMER | <p>Specifies the number of seconds that the Cisco BTS 10200 Softswitch waits for an acknowledgment of a transmission by an external radius server before retransmitting.</p> <p>Also specifies the time the Cisco BTS 10200 Softswitch waits for a target RKS to acknowledge receipt of a transmitted EM for EM applications. When this timer expires, the Cisco BTS 10200 Softswitch retransmits the EM.</p> <p>INTEGER: 1–10 (Default = 2).</p> |
| AUTO-REFRESH | <p>Specifies whether to display cached data on the screen. Valid only for the show command.</p> <p>CHAR(1): Y/N (Default = Y).</p> <p>Y—Queries the database for the most current data.</p> <p>N—Queries the database for the most current data only if the cached data is unavailable.</p> |
| DESCRIPTION | <p>Described by the service provider.</p> <p>VARCHAR(64): 1–64 ASCII characters.</p> |
| DISPLAY | <p>Specifies what token information to display on the screen. Valid only for the show command.</p> <p>VARCHAR(1024): 1–1024 (Default = all tokens are displayed). Permitted values are any valid token that can be shown for this command. Multiple tokens can be entered by separating with a comma.</p> |
| ENCRYPTION-KEY | <p>Specifies an optional 16-byte encryption key.</p> <p>VARCHAR(16): 1–16 hex characters (0–9, A–F) (Default = all zeros (0000000000000000)).</p> |

| | |
|---|---|
| IKE-CS | <p>Specifies a list of ciphersuites supported by IKE, in priority order. This list is used to negotiate the encryption-authentication algorithm pair used by IKE.</p> <p>The list can contain only those ciphersuites using the authentication algorithms HMAC-MD5 and HMAC-SHA and the encryption algorithm ESP-3DES.</p> <p>VARCHAR(64): 1–64 ASCII characters. Permitted values are:</p> <p>3DES-MD5, 3DES-SHA1 (Default list)</p> <p>3DES-SHA1, 3DES-MD5</p> <p>3DES-MD5</p> <p>3DES-SHA1</p> |
| IKE-GROUP | <p>Internet Key Exchange (IKE) group. Specifies the available groups in which the Diffie-Helman exchange can occur.</p> <p>INTEGER: Valid values are 1 or 2 (Default = 2).</p> |
| IKE-KEY | <p>The IKE preshared key. This value is used for security on the interface between the Cisco BTS 10200 Softswitch and the RKS.</p> <p>VARCHAR(256): 1–256 ASCII characters.</p> <p>(Release 4.5) The system encrypts the value of the ike-key token and stores the encrypted value as ike-key-encr. See the ike-key-encr token for additional details.</p> |
| IKE-KEY-ENCR (System generated) (Release 4.5) | <p>The IKE preshared key in encrypted form. The system encrypts the value of the ike-key token and stores the encrypted value as ike-key-encr. It is then decrypted and displayed only when accessed by a privileged user.</p> <p>VARCHAR(256): 1–256 ASCII characters.</p> <p>To show the ike-key-encr token in encrypted form, use the following command:</p> <pre>show radius-profile;</pre> <p>To show the ike-key token in unencrypted form, use the following command:</p> <pre>show radius-profile-unencr;</pre> |
| IKE-SA-LIFETIME | <p>Sets the IKE SA expiration, in seconds. This is the hard expiration.</p> <p>INTEGER: 0–MAXINT (Default = 86400).</p> <p>Note MAXINT is the largest possible 4-byte integer, that is, [2 to the power 32]–1.</p> |

| | |
|-----------------------|--|
| IPSEC-SA-ESP-CS | <p>The IPsec SA ESP ciphersuite list in priority order. Used to negotiate an encryption-authentication algorithm pair used by IPsec. The list can contain only those ciphersuites using the authentication algorithms HMAC-MD5 and HMAC-SHA and the encryption algorithms ESP-3DES and ESP-NUL.</p> <p>VARC(64): 1–64 ASCII characters.</p> <p>3DES-MD5, 3DES-SHA1, NUL-MD5, NUL-SHA1 (Default list)</p> <p>Note This list can be modified to be a subset of this initial list using the CLI and can be reordered to specify a new priority selection. For example:</p> <ul style="list-style-type: none"> - 3DES-MD5, 3DES-SHA1, NUL-SHA1, NUL-MD5 - 3DES-SHA1, NUL-MD5, NUL-SHA1 - 3DES-MD5, NUL-MD5 - NUL-SHA1 and additional values |
| IPSEC-SA-GRACE-PERIOD | <p>The IPsec SA key expiration grace period, in seconds. This is used to calculate the soft expiration.</p> <p>INTEGER: 0–MAXINT (Default = 21600).</p> <p>Note The ipsec-sa-grace-period must be less than or equal to 25% of the provisioned value for ipsec-sa-lifetime. If not specified when provisioning a new ipsec-sa-lifetime, the ipsec-sa-grace-period defaults to 25% of the ipsec-sa-lifetime.</p> |
| IPSEC-SA-LIFETIME | <p>The IPsec SA expiration in seconds. This is the hard expiration.</p> <p>INTEGER: 0–MAXINT (Default = 86400).</p> <p>Note MAXINT is defined as the largest possible 4-byte integer, that is, [2 to the power 32]–1.</p> |
| IPSEC-ULP-NAME | <p>IPsec SA upper-layer protocol name. Used if the SA is created only for specific protocol traffic (for example, IP traffic). The value is a string as described in getprotobyname(3XNET).</p> <p>VARC(8): 1–8 ASCII characters. Permitted values are:</p> <p>IP (Default)</p> <p>TCP</p> <p>UDP</p> <p>Note The default value (IP) is adequate for most applications.</p> |
| LIMIT | <p>Specifies the number of rows to display on the screen. Valid only for the show command.</p> <p>INTEGER: 1–100000000 (Default = 100000000).</p> <p>Note The actual maximum number of rows displayed is currently lower than 100000000 due to software limitations.</p> |
| ORDER | <p>Specifies whether to display data on the screen in a sorted order. Valid only for the show command.</p> <p>VARC(1024): 1–1024 (Default = all rows are displayed). Permitted values are any valid token that can be shown for this command. Multiple tokens can be entered by separating with a comma.</p> |

| | |
|------------------------------|--|
| SERVER-TYPE (Release 4.5) | <p>Specifies whether the Radius server is for limited call duration features.</p> <p>VARCHAR(8): 1–8 ASCII characters (Default = OTHER). Permitted values are:</p> <p>PREPAID</p> <p>OTHER</p> |
| START-ROW | <p>Specifies to begin displaying data on the screen at a specific row. Valid only for the show command.</p> <p>INTEGER: 1–100000000 (Default = 1).</p> |



CHAPTER 11

Session Initiation Protocol

Revised: July 24, 2009, OL-3743-42

This chapter describes some of the Session Initiation Protocol (SIP) commands and their associated tables. For complete information regarding SIP commands, provisioning, and troubleshooting, see the *Cisco BTS 10200 Softswitch SIP Protocol Guide* and the *Cisco BTS 10200 Softswitch SIP Protocol Provisioning Guide*.



Note

In this chapter, an asterisk preceding a token name means the token is mandatory. A token without an asterisk is optional.

Authentication Realm

The Authentication Realm (auth-realm) table defines the authentication realm IDs supported by the Cisco BTS 10200 Softswitch. An auth-realm-id is assigned to subscribers using the Serving Domain Name table. All subscribers in a specific serving domain share a common auth-realm-id. This table is used primarily for Session Initiation Protocol (SIP) provisioning.

Table Name: AUTH-REALM

Table Containment Area: Call Agent

Command Types

Show, add, change, and delete

Examples

```
show auth-realm id=rcdn-cisco;  
add auth-realm id=rcdn-cisco; description=This realm id is for rcdn5 cisco.  
change auth-realm id=rcdn-cisco; description=This realm id is for all of cisco in  
Richardson.  
delete auth-realm id=rcdn-cisco;
```

Usage Guidelines

Primary Key Token(s): id

Add Rules: None.

Change Rules: None.

Delete Rules: Foreign key constraints.

| Syntax Description | | |
|--------------------|--|--|
| * ID | | Primary key. The realm ID. VARCHAR(64): 1–64 ASCII characters. |
| AUTO-REFRESH | | Specifies whether to display cached data on the screen. Valid only for the show command. CHAR(1): Y/N (Default = Y). Y—Queries the database for the most current data. N—Queries the database for the most current data only if the cached data is unavailable. |
| DESCRIPTION | | Described by the service provider. VARCHAR(64): 1–64 ASCII characters. |
| DISPLAY | | Specifies what token information to display on the screen. Valid only for the show command. VARCHAR(1024): 1–1024 (Default = all tokens are displayed). Permitted values are any valid token that can be shown for this command. Multiple tokens can be entered by separating with a comma. |
| LIMIT | | Specifies the number of rows to display on the screen. Valid only for the show command. INTEGER: 1–100000000 (Default = 100000000). Note The actual maximum number of rows displayed is currently lower than 100000000 due to software limitations. |
| ORDER | | Specifies whether to display data on the screen in a sorted order. Valid only for the show command. VARCHAR(1024): 1–1024 (Default = all rows are displayed). Permitted values are any valid token that can be shown for this command. Multiple tokens can be entered by separating with a comma. |
| START-ROW | | Specifies to begin displaying data on the screen at a specific row. Valid only for the show command. INTEGER: 1–100000000 (Default = 1). |

HTTP Feature Server

The HTTP Feature Server (http-feature-server) table manages the services supported for Session Initiation Protocol (SIP)-based IP phones. This table also identifies the TSAP address associated with the HTTP Feature Server.

Table Name: HTTP-FEATURE-SERVER

Table Containment Area: FSPTC

Command Types

Show, add, change, and delete

Examples

```
show http-feature-server id=FSHTT002;
add http-feature-server id=FSHTT002; tsap-addr-sidea=190.101.100.103:11025; type=HTTP;
change http-feature-server id=FSHTT002; type=HTTP; tsap-addr-sidea=test.cisco.com;
delete http-feature-server id=FSHTT002;
```

Usage Guidelines

Primary Key Token(s): id

Add Rules: None

Change Rules: None

Delete Rules: None

Syntax Description

| | |
|--------------|--|
| * ID | Primary key. The HTTP Feature Server id. The format of the id is FSHTTnnn where <i>nnn</i> = 000 to 999. VARCHAR(8): 1–8 ASCII characters. |
| AUTO-REFRESH | Specifies whether to display cached data on the screen. Valid only for the show command. CHAR(1): Y/N (Default = Y). Y—Queries the database for the most current data. N—Queries the database for the most current data only if the cached data is unavailable. |
| DESCRIPTION | Described by the service provider. VARCHAR(64): 1–64 ASCII characters. |
| DISPLAY | Specifies what token information to display on the screen. Valid only for the show command. VARCHAR(1024): 1–1024 (Default = all tokens are displayed). Permitted values are any valid token that can be shown for this command. Multiple tokens can be entered by separating with a comma. |

| | |
|---------------------------|--|
| LIMIT | Specifies the number of rows to display on the screen. Valid only for the show command. INTEGER: 1–100000000 (Default = 100000000). Note The actual maximum number of rows displayed is currently lower than 100000000 due to software limitations. |
| ORDER | Specifies whether to display data on the screen in a sorted order. Valid only for the show command. VARCHAR(1024): 1–1024 (Default = all rows are displayed). Permitted values are any valid token that can be shown for this command. Multiple tokens can be entered by separating with a comma. |
| START-ROW | Specifies to begin displaying data on the screen at a specific row. Valid only for the show command. INTEGER: 1–100000000 (Default = 1). |
| TSAP-ADDR-SIDEA | TSAP address of the Feature Server. |
| TSAP-ADDR (Release 4.4.1) | VARCHAR(64): 7–64 ASCII characters in formats ranging from n.n.n.n to nnn.nnn.nnn.nnn. |
| TYPE | Type of Feature Server. VARCHAR(4): 1–4 ASCII characters. Permitted value is: HTTP—HTTP Feature Server used for the SIP phone. |

Serving Domain Name

The Serving Domain Name (serving-domain-name) table defines serving domain names supported by the Cisco BTS 10200 Softswitch. This table is also used to define authentication requirements for subscribers served by the serving domain. This table is used primarily for Session Initiation Protocol (SIP) provisioning.

Table Name: SERVING-DOMAIN-NAME

Table Containment Area: Call Agent, EMS

Command Types

Show, add, change, and delete

Examples

```
show serving-domain-name;
add serving-domain-name domain-name=rcdn.cisco.com; auth-realm-id=rcdn-cisco; auth-reqd=Y;
change serving-domain-name domain-name=rcdn.cisco.com; auth-realm-id=" "; auth-reqd=N;
delete serving-domain-name domain-name=rcdn.cisco.com;
```

Usage Guidelines

Primary Key Token(s): domain-name

Foreign Key Token(s): auth-realm-id

Add Rules:

- auth-realm-id is required if auth-reqd=Y.
- auth-realm-id is null if auth-reqd=N.

Change Rules: Same as add rules.

| | | |
|---------------------------|--|--|
| Syntax Description | * DOMAIN-NAME | Primary key. The domain name supported by the Cisco BTS 10200 Softswitch. This field is case insensitive. VARCHAR(64): 1–64 ASCII characters. |
| | * AUTH-REQD (Mandatory as of Release 4.5.1) | Specifies whether SIP messages from the serving domain must be authenticated or not. CHAR(1): Y/N (Default = Y). |
| | AUTH-REALM-ID | Foreign key: Authentication Realm table. Specifies the Auth Realm ID to use if authentication is required. VARCHAR(64): 1–64 ASCII characters. Note auth-realm-id is required if auth-reqd=Y auth-realm-id is null if auth-reqd=N |
| | AUTO-REFRESH | Specifies whether to display cached data on the screen. Valid only for the show command. CHAR(1): Y/N (Default = Y). Y—Queries the database for the most current data. N—Queries the database for the most current data only if the cached data is unavailable. |
| | DESCRIPTION | Described by the service provider. VARCHAR(64): 1–64 ASCII characters. |
| | DISPLAY | Specifies what token information to display on the screen. Valid only for the show command. VARCHAR(1024): 1–1024 (Default = all tokens are displayed). Permitted values are any valid token that can be shown for this command. Multiple tokens can be entered by separating with a comma. |
| | LIMIT | Specifies the number of rows to display on the screen. Valid only for the show command. INTEGER: 1–100000000 (Default = 100000000). Note The actual maximum number of rows displayed is currently lower than 100000000 due to software limitations. |
| | ORDER | Specifies whether to display data on the screen in a sorted order. Valid only for the show command. VARCHAR(1024): 1–1024 (Default = all rows are displayed). Permitted values are any valid token that can be shown for this command. Multiple tokens can be entered by separating with a comma. |
| | START-ROW | Specifies to begin displaying data on the screen at a specific row. Valid only for the show command. INTEGER: 1–100000000 (Default = 1). |

SIP Timer Profile (Release 4.5)

The Session Initiation Protocol (SIP) Timer Profile (sip-timer-profile) table defines a SIP timer profile for a Softswitch Trunk Group Profile or a default SIP timer profile at the system level.

**Caution**

Deviation from default timer values can significantly influence system performance and reliability. Exercise great caution and consult with Cisco TAC prior to making changes.

Table Name: SIP-TIMER-PROFILE

Table Containment Area: CA, EMS

Command Types

Show, add, change, and delete

Examples

```
show sip-timer-profile;  
add sip-timer-profile id=default;  
change sip-timer-profile id=default; timer-t1-milli=4000; timer-t2-secs=5;  
timer-t4-secs=6;  
delete sip-timer-profile id=default;
```

Usage Guidelines

Primary Key Token(s): id

Add Rules: None.

Change Rules: None.

Delete Rules: Foreign key constraints.

Other Rules:

- Timer-b-secs times 1000 must be greater than timer-a-milli.
- Timer-f-secs times 1000 must be greater than timer-e-milli.
- Timer-t2-secs times 1000 must be greater than timer-t1-milli and timer-t2-secs times 1000 must be greater than timer-g-milli.
- Timer-t4-secs must be greater than timer-t2-secs.

Syntax Description

| | |
|--------------------|--|
| * ID (Release 4.5) | Primary key. Identifies the primary key of the records in this table. VARCHAR(16): 1–16 ASCII characters. |
| AUTO-REFRESH | Specifies whether to display cached data on the screen. Valid only for the show command. CHAR(1): Y/N (Default = Y). Y—Queries the database for the most current data. N—Queries the database for the most current data only if the cached data is unavailable. |

| | |
|--|---|
| DISPLAY | <p>Specifies what token information to display on the screen. Valid only for the show command.</p> <p>VARCHAR(1024): 1–1024 (Default = all tokens are displayed). Permitted values are any valid token that can be shown for this command. Multiple tokens can be entered by separating with a comma.</p> |
| INVITE-INCOMPLETE-TIMER-SECS | <p>Specifies whether to clean up user agent client (UAC) invite transactions when a provisional response of less than 180 is received, but no ringing or final response is received within a reasonable period of time.</p> <p>INTEGER: 15–600 (Default = 40).</p> |
| LIMIT | <p>Specifies the number of rows to display on the screen. Valid only for the show command.</p> <p>INTEGER: 1–100000000 (Default = 100000000).</p> <p>Note The actual maximum number of rows displayed is currently lower than 100000000 due to software limitations.</p> |
| MIN-SE (Release 4.5) | <p>Specifies the minimum number of session-expires allowed, in seconds, to be sent or received.</p> <p>INTEGER: 100–1800 (Default = 900).</p> |
| ORDER | <p>Specifies whether to display data on the screen in a sorted order. Valid only for the show command.</p> <p>VARCHAR(1024): 1–1024 (Default = all rows are displayed). Permitted values are any valid token that can be shown for this command. Multiple tokens can be entered by separating with a comma.</p> |
| SESSION-EXPIRES-DELTA-SECS (Release 4.5) | <p>SIP session timer, in seconds, for SIP auditing purposes. Specifies when to send a periodic refresh for each session to check the liveness of the session. This conveys the session interval for a SIP call.</p> <p>INTEGER: 100–7200 (Default = 1800).</p> |
| START-ROW | <p>Specifies to begin displaying data on the screen at a specific row. Valid only for the show command.</p> <p>INTEGER: 1–100000000 (Default = 1).</p> |
| TIMER-A-MILLI (Release 4.5) | <p>The SIP RFC3261 timer, in milliseconds, for the INVITE request retransmit interval, for User Datagram Protocol (UDP) only.</p> <p>INTEGER: 0, 100–5000 (Default = 0).</p> <p>Note A default value of zero means that values for those timers are computed automatically from TimerT1, TimerT2, and TimerT4.</p> |
| TIMER-B-SECS (Release 4.5) | <p>The SIP RFC3261 timer, in seconds, for INVITE transaction timeout.</p> <p>INTEGER: 0–3600 (Default = 0).</p> <p>Note A default value of zero means that values for those timers are computed automatically from TimerT1, TimerT2, and TimerT4.</p> |
| TIMER-D-SECS (Release 4.5) | <p>The SIP RFC3261 timer, in seconds, for the wait time for response retransmits.</p> <p>INTEGER: 33–65 (Default = 33).</p> |

| | |
|---------------------------------|--|
| TIMER-E-MILLI (Release 4.5) | <p>The SIP RFC3261 timer, in milliseconds, for non-INVITE request retransmit interval, UDP only.</p> <p>INTEGER: 0, 100–5000 (Default = 0).</p> <p>Note A default value of zero means that values for those timers are computed automatically from TimerT1, TimerT2, and TimerT4.</p> |
| TIMER-F-SECS (Release 4.5) | <p>The SIP RFC3261 timer, in seconds, for non-INVITE transaction timeout.</p> <p>INTEGER: 0–3600 (Default = 0).</p> <p>Note A default value of zero means that values for those timers are computed automatically from TimerT1, TimerT2, and TimerT4.</p> |
| TIMER-G-MILLI (Release 4.5) | <p>The SIP RFC3261 timer, in milliseconds, for INVITE response retransmit interval.</p> <p>INTEGER: 0, 100–5000 (Default = 0).</p> <p>Note A default value of zero means that values for those timers are computed automatically from TimerT1, TimerT2 and TimerT4.</p> |
| TIMER-H-SECS (Release 4.5) | <p>The SIP RFC3261 timer in seconds for the wait time for ACK receipt.</p> <p>INTEGER: 0–3600 (Default = 0).</p> <p>Note A default value of zero means that values for those timers are computed automatically from TimerT1, TimerT2, and TimerT4.</p> |
| TIMER-I-SECS (Release 4.5) | <p>The SIP RFC3261 timer in seconds for wait time for ACK retransmits.</p> <p>INTEGER: 0–10 (Default = 0)</p> <p>Note A default value of zero means that values for those timers are computed automatically from TimerT1, TimerT2, and TimerT4.</p> |
| TIMER-J-SECS | <p>The SIP RFC3261 timer in seconds for wait time for non-INVITE request retransmits.</p> <p>INTEGER: 0–3600 (Default = 0)</p> <p>Note NOTE: Default value of zero means that values for those timers will be computed automatically from TimerT1, TimerT2 and TimerT4.</p> |
| TIMER-T1-MILLI (Release 4.5) | <p>Specifies the SIP RFC3261 timer, in milliseconds, for RTT estimate.</p> <p>INTEGER: 100–5000 (Default = 500).</p> |
| TIMER-T2-SECS (Release 4.5) | <p>Specifies the SIP RFC3261 timer, in seconds, for the maximum retransmit interval for SIP non-INVITE requests and INVITE responses.</p> <p>INTEGER: 1–10 (Default = 4).</p> |
| TIMER-T4-SECS (Release 4.5) | <p>The SIP RFC3261 timer, in seconds, for the maximum duration a SIP message remains in the network.</p> <p>INTEGER: 1–10 (Default = 5).</p> |

SIPT ISUP Version Alias (Release 4.2)

The SIPT ISUP Version Alias (sipt-isup-ver-alias) contains the aliases to the SIP-T ISUP version names defined in the SIP-T ISUP Version Base table.

Table Name: SIPT-ISUP-VER-ALIAS

Table Containment Area: EMS, Call Agent

Command Types

Show, add, change, and delete

Examples

```
show sipt-isup-vers-alias id=Q761_HONGKONG;
add sipt-isup-ver-alias id=Q761_HONGKONG; alias=hongkong;
change sipt-isup-ver-alias id=Q761_HONGKONG; alias=HONGKONG;
delete sipt-isup-ver-alias id=Q761_HONGKONG;
```

Usage Guidelines

Primary Key Token(s): id

Foreign Key Token(s): id

Unique Key Token(s): alias

Add Rules: None.

Change Rules: None.

Delete Rules: id cannot exist in any dependency table.

Syntax Description

| | |
|-----------------------|--|
| * ID (Release 4.2) | Primary key. Foreign key: SIPT ISUP Version Base table. The SIP-T ISUP version name. VARCHAR(32): 1–32 ASCII characters. |
| * ALIAS (Release 4.2) | Unique key. The alias for the SIP-T ISUP version name. VARCHAR(32): 1–32 ASCII characters |
| AUTO-REFRESH | Specifies whether to display cached data on the screen. Valid only for the show command. CHAR(1): Y/N (Default = Y). Y—Queries the database for the most current data. N—Queries the database for the most current data only if the cached data is unavailable. |
| DISPLAY | Specifies what token information to display on the screen. Valid only for the show command. VARCHAR(1024): 1–1024 (Default = all tokens are displayed). Permitted values are any valid token that can be shown for this command. Multiple tokens can be entered by separating with a comma. |

| | |
|-----------|---|
| LIMIT | <p>Specifies the number of rows to display on the screen. Valid only for the show command.</p> <p>INTEGER: 1–100000000 (Default = 100000000).</p> <p>Note The actual maximum number of rows displayed is currently lower than 100000000 due to software limitations.</p> |
| ORDER | <p>Specifies whether to display data on the screen in a sorted order. Valid only for the show command.</p> <p>VARCHAR(1024): 1–1024 (Default = all rows are displayed). Permitted values are any valid token that can be shown for this command. Multiple tokens can be entered by separating with a comma.</p> |
| START-ROW | <p>Specifies to begin displaying data on the screen at a specific row. Valid only for the show command.</p> <p>INTEGER: 1–100000000 (Default = 1).</p> |

SIPT ISUP Version Base (Release 4.2)

The SIPT ISUP Version Base (sipt-isup-ver-base) table contains the list of all supported SIP-T ISUP versions and their base family names. The SIPT ISUP Version Base table is used to validate the ISUP version information stored in the Softswitch Trunk Group Profile table.

Table Name: SIPT-ISUP-VER-BASE

Table Containment Area: EMS

Command Types

Show

Examples

```
show sipt-isup-ver-base id=Q761-HONGKONG;
```

Usage Guidelines

Primary Key Token(s): id

Syntax Description

| | |
|------------------|---|
| ID (Release 4.2) | <p>Primary key. The SIP-T ISUP or SIP-GTD version name.</p> <p>VARCHAR(32): 1–32 ASCII characters. Permitted values are:</p> <p>GTD (Release 4.5)</p> |
| AUTO-REFRESH | <p>Specifies whether to display cached data on the screen. Valid only for the show command.</p> <p>CHAR(1): Y/N (Default = Y).</p> <p>Y—Queries the database for the most current data.</p> <p>N—Queries the database for the most current data only if the cached data is unavailable.</p> |

| | |
|--------------------|---|
| BASE (Release 4.2) | The SIP-T ISUP base or SIP-GTD version name. VARCHAR(32): 1–32 ASCII characters. Permitted values are: SIPT-GTD (Release 4.5) |
| DISPLAY | Specifies what token information to display on the screen. VARCHAR(1024): 1–1024 (Default = all tokens are displayed). Permitted values are any valid token that can be shown for this command. Multiple tokens can be entered by separating with a comma. |
| LIMIT | Specifies the number of rows to display on the screen. INTEGER: 1–100000000 (Default = 100000000). Note The actual maximum number of rows displayed is currently lower than 100000000 due to software limitations. |
| ORDER | Specifies whether to display data on the screen in a sorted order. VARCHAR(1024): 1–1024 (Default = all rows are displayed). Permitted values are any valid token that can be shown for this command. Multiple tokens can be entered by separating with a comma. |
| START-ROW | Specifies to begin displaying data on the screen at a specific row. INTEGER: 1–100000000 (Default = 1). |

Static Contact

The Static Contact (static-contact) table defines the static contact id to use when dynamic registration is not supported. This table is used primarily for Session Initiation Protocol (SIP) provisioning.

Table Name: STATIC-CONTACT

Table Containment Area: Call Agent

Command Types

Show, add, change, delete

Examples

```
show static-contact aor-id=joe@rcdn.cisco.com;
add static-contact aor-id=joe@rcdn.cisco.com; user-type=IP; static-contact-user=joe;
static-contact-host=rcdn.cisco.com;
delete static-contact aor-id=joe@rcdn.cisco.com;
```

Usage Guidelines

Primary Key Token(s): aor-id

Foreign Key Token(s): aor-id

Add Rules: None.

Change Rules: None.

Delete Rules: None.

| | | |
|--------------------|---------------------|--|
| Syntax Description | * AOR-ID | Primary key. Foreign key: AOR to Subscriber table. The address of record (AOR) ID. VARCHAR(64): 1–64 ASCII characters. |
| | AUTO-REFRESH | Specifies whether to display cached data on the screen. Valid only for the show command. CHAR(1): Y/N (Default = Y). Y—Queries the database for the most current data. N—Queries the database for the most current data only if the cached data is unavailable. |
| | DISPLAY | Specifies what token information to display on the screen. Valid only for the show command. VARCHAR(1024): 1–1024 (Default = all tokens are displayed). Permitted values are any valid token that can be shown for this command. Multiple tokens can be entered by separating with a comma. |
| | LIMIT | Specifies the number of rows to display on the screen. Valid only for the show command. INTEGER: 1–100000000 (Default = 100000000). Note The actual maximum number of rows displayed is currently lower than 100000000 due to software limitations. |
| | ORDER | Specifies whether to display data on the screen in a sorted order. Valid only for the show command. VARCHAR(1024): 1–1024 (Default = all rows are displayed). Permitted values are any valid token that can be shown for this command. Multiple tokens can be entered by separating with a comma. |
| | START-ROW | Specifies to begin displaying data on the screen at a specific row. Valid only for the show command. INTEGER: 1–100000000 (Default = 1). |
| | STATIC-CONTACT-HOST | Hostname portion of the contact id as in user@hostname. VARCHAR(32): 1–32 ASCII characters. |
| | STATIC-CONTACT-PORT | Port number if different from default SIP port number (5060). INTEGER: 1–4 numeric characters (Default = 5060). |
| | STATIC-CONTACT-USER | User portion of the contact id as in user@hostname. VARCHAR(32): 1–32 ASCII characters. |
| | USER-TYPE | Defines the type of user. VARCHAR(16): 1–16 ASCII characters. Permitted values are: IP (Default) PHONE |

User Authentication

The User Authentication (user-auth) table identifies the subscriber address of record (AOR) based on the authentication credentials supplied by the user during registration or call setup. When a SIP user attempts to register or set up a call, the Cisco BTS 10200 Softswitch challenges the SIP subscriber based on information from the Serving Domain Name table. If the Serving Domain Name Table indicates that authentication is required, the Cisco BTS 10200 Softswitch challenges the SIP user to send a user ID and password (HA1) based on the auth-realm-id. If the Cisco BTS 10200 Softswitch receives a valid user ID and password, the AOR in this table is used to identify the subscriber based on the AOR to Subscriber table.

Table Name: USER-AUTH

Table Containment Area: CA, EMS

Command Types

Show, add, change, and delete

Examples

```
show user-auth auth-user=joe; auth-realm-id=rcdn-cisco;
add user-auth auth-user=joe; auth-realm-id=rcdn-cisco; password=mhallwfmesw;
aor-id=joe@rcdn.cisco.com
change user-auth auth-user=joe;password=joe2seven;
delete user-auth auth-user=joe; auth-realm-id=rcdn-cisco;
```

Usage Guidelines

Primary Key Token(s): auth-user, auth-realm-id

Foreign Key Token(s): aor-id

Add Rules: None

Delete Rules: None

Syntax Description

| | |
|---------------|--|
| * AUTH-USER | Primary key. The authentication user name. VARCHAR(32): 1–32 ASCII characters. |
| AOR-ID | Foreign key: AOR to Subscriber table. The aor-id. VARCHAR(64): 1–64 ASCII characters. |
| AUTH-REALM-ID | Primary key. The authentication realm id. VARCHAR(64): 1–64 ASCII characters. |
| AUTO-REFRESH | Specifies whether to display cached data on the screen. Valid only for the show command. CHAR(1): Y/N (Default = Y). Y—Queries the database for the most current data. N—Queries the database for the most current data only if the cached data is unavailable. |

| | |
|-----------|---|
| DISPLAY | <p>Specifies what token information to display on the screen. Valid only for the show command.</p> <p>VARCHAR(1024): 1–1024 (Default = all tokens are displayed). Permitted values are any valid token that can be shown for this command. Multiple tokens can be entered by separating with a comma.</p> |
| HA1 | <p>Represents a Hashed Password–MD5 of USER:REALM:PASSWORD according to RFC 2617. This value is computed and automatically provisioned by the Element Management System.</p> <p>CHAR(32): 1–32 characters.</p> |
| LIMIT | <p>Specifies the number of rows to display on the screen. Valid only for the show command.</p> <p>INTEGER: 1–100000000 (Default = 100000000).</p> <p>Note The actual maximum number of rows displayed is currently lower than 100000000 due to software limitations.</p> |
| ORDER | <p>Specifies whether to display data on the screen in a sorted order. Valid only for the show command.</p> <p>VARCHAR(1024): 1–1024 (Default = all rows are displayed). Permitted values are any valid token that can be shown for this command. Multiple tokens can be entered by separating with a comma.</p> |
| PASSWORD | <p>The password for this auth-user.</p> <p>VARCHAR(64): Not stored.</p> |
| START-ROW | <p>Specifies to begin displaying data on the screen at a specific row. Valid only for the show command.</p> <p>INTEGER: 1–100000000 (Default = 1).</p> |



CHAPTER 12

Multiline Hunt Group Features

Revised: July 24, 2009, OL-3743-42

The Cisco BTS 10200 Softswitch supports multiline hunt group (MLHG) features. An MLHG is a collection of lines organized into a group with a single pilot DN (also referred to as the group DN or the main-subscriber DN). Optionally, individual DNs can be assigned to some or all of the lines in the group. Each line in an MLHG has a terminal number that identifies its position in the group. When there is an incoming call, if the first line in the MLHG is busy, the next line is hunted and so on until an idle line is found.

For a detailed feature description, use cases, examples of specific hunting scenarios, and detailed guidance on certain provisionable parameters, see the [“Multiline Hunt Group \(MLHG\)”](#) section in the *Cisco BTS 10200 Softswitch Network and Subscriber Feature Descriptions* document.

For the basic sequence of steps required to provision a MLHG, see the [MLHG provisioning procedure](#) in the *Cisco BTS 10200 Softswitch Provisioning Guide*.



Note

In this chapter, an asterisk preceding a token name means the token is mandatory. A token without an asterisk is optional.

Multiline Hunt Group

The Multiline Hunt Group (mlhg) table defines the size, type and relationships of a multiline hunt group.

Table Name: MLHG

Table Containment Area: Call Agent, FSPTC

Command Types

Show, add, change, and delete

Examples

```
show mlg id=engineering;  
add mlg id=engineering; hunt-type=ucd; main-sub-id=xyzcorp; call-agent-id=CA146;  
change mlg id=engineering; hunt-type=circular;  
delete mlg id=engineering;
```

Usage Guidelines

Primary Key Token(s): id

Foreign Key Token(s): main-sub-id, call-agent-id

Add Rules: None.

Change Rules: None.

Delete Rules: ID does not exist in any subscriber::mlhg-id.

Syntax Description

| | |
|--|--|
| * ID | Primary key. Unique identifier of a particular MLHG. Assigned by service provider. VARCHAR(16): 1–16 ASCII characters. |
| * MAIN-SUB-ID | Foreign key: Subscriber table. Main subscriber ID assigned to the group. Same as ID in Subscriber table. VARCHAR(30): 1–30 ASCII characters. |
| * CALL-AGENT-ID | Foreign key: Call Agent table. ID of the Call Agent servicing this MLHG. Same as ID in the Call Agent table. VARCHAR(8): 1–8 ASCII characters. |
| MAX-LINES (Obsolete as of Release 4.5) | Maximum number of lines in the MLHG. Up to 512 lines are supported on an MLHG. Assigned by service provider. SMALLINT: 2–512 (Default = 2). |
| AUTO-REFRESH | Specifies whether to display cached data on the screen. Valid only for the show command. CHAR(1): Y/N (Default = Y). Y—Queries the database for the most current data. N—Queries the database for the most current data only if the cached data is unavailable. |
| DISPLAY | Specifies what token information to display on the screen. Valid only for the show command. VARCHAR(1024): 1–1024 (Default = all tokens are displayed). Permitted values are any valid token that can be shown for this command. Multiple tokens can be entered by separating with a comma. |

| | |
|-----------|--|
| HUNT-TYPE | <p>Specifies the hunting process. The system searches for an idle line within the MLHG according to this provisioned value. For detailed examples of hunting scenarios, see the “Multiline Hunt Group (MLHG)” section in the <i>Cisco BTS 10200 Softswitch Network and Subscriber Feature Descriptions</i> document.</p> <p>VARCHAR(8): 1–8 ASCII characters. Permitted values are:</p> <p>REGULAR (Default)—If the pilot number is dialed, the hunt starts from the top of the list (lowest numbered terminal in the MLHG), then searches sequentially for an idle line, or until it reaches the last line on the list (highest numbered terminal in the MLHG). If the DN of a specific terminal is dialed, the call is completed to the dialed DN, if idle, otherwise the search begins at the terminal after the dialed DN, and continues down the list.</p> <p>CIRCULAR—If the pilot number is dialed, the system searches in the same way as for HUNT-TYPE=REGULAR. If the DN of a specific terminal is dialed, the call is completed to the dialed DN, if idle, otherwise the search begins at the terminal after the dialed DN, and continues down the list. CIRCULAR adds the capability to search additional terminals at the top of the list after trying the last terminal in the list. The circular hunt stops at the terminal just before the terminal of the dialed DN.</p> <p>UCD (Uniform call distribution)—Uses a pointer to assign an incoming call call to an idle line in the group.</p> <ul style="list-style-type: none"> • If the pilot number is dialed, the call is completed to the line indicated by the pointer, if idle. However, if the terminal corresponding to the pointer is busy, for example, if the user goes off-hook to make a call, the hunt starts at the next terminal in the list (after the line with the pointer) and continues with a circular hunt to find an idle line. The call is given to the idle line, then the pointer is immediately reset to the next available (idle) line. When the next call comes in, it is completed to the line indicated by the pointer, and so forth. • If the DN of a specific terminal is dialed, the call is completed to the dialed DN, if idle. If the specific terminal is not idle, the call is completed to the line indicated by the pointer, and the pointer is immediately reset to the next available (idle) line. When the next call comes in, it is completed to the line indicated by the pointer, and so forth. |
| LIMIT | <p>Specifies the number of rows to display on the screen. Valid only for the show command.</p> <p>INTEGER: 1–100000000 (Default = 100000000).</p> <p>Note The actual maximum number of rows displayed is currently lower than 100000000 due to software limitations.</p> |
| ORDER | <p>Specifies whether to display data on the screen in a sorted order. Valid only for the show command.</p> <p>VARCHAR(1024): 1–1024 (Default = all rows are displayed). Permitted values are any valid token that can be shown for this command. Multiple tokens can be entered by separating with a comma.</p> |
| START-ROW | <p>Specifies to begin displaying data on the screen at a specific row. Valid only for the show command.</p> <p>INTEGER: 1–100000000 (Default = 1).</p> |

Multiline Hunt Group Terminal

The Multiline Hunt Group Terminal (mlhg-terminal) table identifies the terminals in a multiline hunt group and the termination IDs associated with each terminal. A terminal number must be provisioned for every physical line in the MLHG.

Table Name: MLHG-TERMINAL

Table Containment Area: Call Agent

Command Types

Show, add, change, and delete

Examples

```
show mlg-terminal mlg-id=Cisco Eng; terminal=12;  
add mlg-terminal mlg-id=Cisco Eng; terminal=12; term-id=aaln/1; mgw-id=rgw242;  
change mlg-terminal mlg-id=Cisco Eng; terminal=12; term-id=aaln/1; mgw-id=rgw;  
delete mlg-terminal mlg-id=Cisco Eng; terminal=12;
```

Usage Guidelines

Primary Key Token(s): mlg-id, terminal

Foreign Key Token(s): mlg-id, mgw-id

Add Rules: term-id, mgw-id combination exists in termination::(term-id, mgw-id).

Change Rules: term-id, mgw-id combination exists in termination::(term-id, mgw-id).

Delete Rules: terminal does not exist in any mlg-pref-list(mlg-id)::rel-terminal.

| Syntax Description | |
|--------------------|--|
| * MLHG-ID | Primary key. Foreign key: Multiline Hunt Group table. Identifier for this MLHG. Same as ID in the Multiline Hunt Group table. VARCHAR(16): 1–16 ASCII characters. |
| * TERMINAL | Primary key. The number assigned to this terminal (that is, the terminal number within the MLHG). Numbers can be assigned in numeric order starting from 1, but this is not required. During a multiline hunt, the terminals are attempted in numerical order, from lowest to highest. SMALLINT: 1–512. |
| * MGW-ID | Foreign key: Media Gateway table. Media Gateway table ID. It must match an ID in the Media Gateway table. VARCHAR(32): 1–32 ASCII characters. |
| * TERM-ID | The ID from the Termination table. Use a geographical map to assign terminations to terminals. The ID must be obtained from the previous provider if the customer had one. VARCHAR(32): 1–32 ASCII characters. |
| AUTO-REFRESH | Specifies whether to display cached data on the screen. Valid only for the show command. CHAR(1): Y/N (Default = Y). Y—Queries the database for the most current data. N—Queries the database for the most current data only if the cached data is unavailable. |
| DISPLAY | Specifies what token information to display on the screen. Valid only for the show command. VARCHAR(1024): 1–1024 (Default = all tokens are displayed). Permitted values are any valid token that can be shown for this command. Multiple tokens can be entered by separating with a comma. |
| LIMIT | Specifies the number of rows to display on the screen. Valid only for the show command. INTEGER: 1–100000000 (Default = 100000000). Note The actual maximum number of rows displayed is currently lower than 100000000 due to software limitations. |
| ORDER | Specifies whether to display data on the screen in a sorted order. Valid only for the show command. VARCHAR(1024): 1–1024 (Default = all rows are displayed). Permitted values are any valid token that can be shown for this command. Multiple tokens can be entered by separating with a comma. |
| START-ROW | Specifies to begin displaying data on the screen at a specific row. Valid only for the show command. INTEGER: 1–100000000 (Default = 1). |

Multiline Hunt Group Preference List

The Multiline Hunt Group Preference List (mlhg-pref-list) table indicates the terminals to be sequentially attempted in a preferential hunt list within an MLHG. Lists are pools of terminals within the MLHG. If the called DN is busy, and if the called DN is provisioned in the Subscriber table with a mlg-pref-list-id, the call is first given to an idle member of the specified preferential hunt list (if available) before overflowing to the terminals within the whole MLHG.



Note

The system does *not* invoke the preference list (preferential hunt) if hunt-type=UCD in the MLHG table.

Table Name: MLHG-PREF-LIST

Table Containment Area: Call Agent

Command Types

Show, add, change, and delete

Examples

```
show mlg-pref-list id=admin-pool; mlg-id=Cisco Eng;
add mlg-pref-list id=admin-pool; mlg-id=Cisco Eng;
change mlg-pref-list id=admin-pool; mlg-id=Cisco Eng;
rel-terminal1=20; rel-terminal2=21;
delete mlg-pref-list id=admin-pool; mlg-id=Cisco Eng;
```

The following example illustrates how to provision an MLHG *preferential* hunt list.

The MLHG has 512 terminals (numbered 1 to 512). A preferential hunt list can be created using any of the 512 terminals. The rel-terminal token specifies the position of a terminal in the preferential hunt list and the terminal number to use to complete the call. Up to 18 terminals can be specified. Any terminal can use any value, but a value can be used only once in the same group. So, if rel-terminal1 uses value 3, rel-terminal2 can use any value but 3. If rel-terminal2 uses value 66, rel-terminal3 can use any value but 3 and 66, and so forth.



Note

For additional examples of preferential hunting scenarios, see the [“Multiline Hunt Group \(MLHG\)” section](#) in the *Cisco BTS 10200 Softswitch Network and Subscriber Feature Descriptions* document.

Usage Guidelines

Primary Key Token(s): mlg-id, id

Foreign Key Token(s): mlg-id

Add Rules:

- No more than 64 lists exist for this mlg-id.
- rel-terminal does not already exist for the mlg-id and id combination.
- rel-terminal exists in any mlg-terminal::rel-terminal based on mlg-id.

Change Rules:

- rel-terminal does not already exist for the mlg-id and id combination.
- rel-terminal exists in any mlg-terminal::rel-terminal based on mlg-id.

Delete Rules: None.

| | | |
|--------------------|---------------|--|
| Syntax Description | * MLHG-ID | Primary key. Foreign key: Multiline Hunt Group table. Identifier for this MLHG. Same as ID in Multiline Hunt Group table. VARCHAR(16): 1–16 ASCII characters. |
| | * ID | Primary key. Preferential hunt list ID. Assigned by service provider. VARCHAR(16): 1–16 ASCII characters. |
| | AUTO-REFRESH | Specifies whether to display cached data on the screen. Valid only for the show command. CHAR(1): Y/N (Default = Y). Y—Queries the database for the most current data. N—Queries the database for the most current data only if the cached data is unavailable. |
| | DISPLAY | Specifies what token information to display on the screen. Valid only for the show command. VARCHAR(1024): 1–1024 (Default = all tokens are displayed). Permitted values are any valid token that can be shown for this command. Multiple tokens can be entered by separating with a comma. |
| | LIMIT | Specifies the number of rows to display on the screen. Valid only for the show command. INTEGER: 1–100000000 (Default = 100000000). Note The actual maximum number of rows displayed is currently lower than 100000000 due to software limitations. |
| | ORDER | Specifies whether to display data on the screen in a sorted order. Valid only for the show command. VARCHAR(1024): 1–1024 (Default = all rows are displayed). Permitted values are any valid token that can be shown for this command. Enter multiple tokens by separating with a comma. |
| | REL-TERMINAL1 | Identifies the terminal (same as the terminal provisioned in the MLHG Terminal table) assigned to position 1 in this preferential hunt list. SMALLINT: 1–512. |
| | REL-TERMINAL2 | Identifies the terminal (same as the terminal provisioned in the MLHG Terminal table) assigned to position 2 in this preferential hunt list. SMALLINT: 1–512. |
| | REL-TERMINAL3 | Identifies the terminal (same as the terminal provisioned in the MLHG Terminal table) assigned to position 3 in this preferential hunt list. SMALLINT: 1–512. |
| | REL-TERMINAL4 | Identifies the terminal (same as the terminal provisioned in the MLHG Terminal table) assigned to position 4 in this preferential hunt list. SMALLINT: 1–512. |
| | REL-TERMINAL5 | Identifies the terminal (same as the terminal provisioned in the MLHG Terminal table) assigned to position 5 in this preferential hunt list. SMALLINT: 1–512. |

| | |
|----------------|---|
| REL-TERMINAL6 | Identifies the terminal (same as the terminal provisioned in the MLHG Terminal table) assigned to position 6 in this preferential hunt list. SMALLINT: 1–512. |
| REL-TERMINAL7 | Identifies the terminal (same as the terminal provisioned in the MLHG Terminal table) assigned to position 7 in this preferential hunt list. SMALLINT: 1–512. |
| REL-TERMINAL8 | Identifies the terminal (same as the terminal provisioned in the MLHG Terminal table) assigned to position 8 in this preferential hunt list. SMALLINT: 1–512. |
| REL-TERMINAL9 | Identifies the terminal (same as the terminal provisioned in the MLHG Terminal table) assigned to position 9 in this preferential hunt list. SMALLINT: 1–512. |
| REL-TERMINAL10 | Identifies the terminal (same as the terminal provisioned in the MLHG Terminal table) assigned to position 10 in this preferential hunt list. SMALLINT: 1–512. |
| REL-TERMINAL11 | Identifies the terminal (same as the terminal provisioned in the MLHG Terminal table) assigned to position 11 in this preferential hunt list. SMALLINT: 1–512. |
| REL-TERMINAL12 | Identifies the terminal (same as the terminal provisioned in the MLHG Terminal table) assigned to position 12 in this preferential hunt list. SMALLINT: 1–512. |
| REL-TERMINAL13 | Identifies the terminal (same as the terminal provisioned in the MLHG Terminal table) assigned to position 13 in this preferential hunt list. SMALLINT: 1–512. |
| REL-TERMINAL14 | Identifies the terminal (same as the terminal provisioned in the MLHG Terminal table) assigned to position 14 in this preferential hunt list. SMALLINT: 1–512. |
| REL-TERMINAL15 | Identifies the terminal (same as the terminal provisioned in the MLHG Terminal table) assigned to position 15 in this preferential hunt list. SMALLINT: 1–512. |
| REL-TERMINAL16 | Identifies the terminal (same as the terminal provisioned in the MLHG Terminal table) assigned to position 16 in this preferential hunt list. SMALLINT: 1–512. |
| REL-TERMINAL17 | Identifies the terminal (same as the terminal provisioned in the MLHG Terminal table) assigned to position 17 in this preferential hunt list. SMALLINT: 1–512. |
| REL-TERMINAL18 | Identifies the terminal (same as the terminal provisioned in the MLHG Terminal table) assigned to position 18 in this preferential hunt list. SMALLINT: 1–512. |
| START-ROW | Specifies to begin displaying data on the screen at a specific row. Valid only for the show command. INTEGER: 1–100000000 (Default = 1). |



CHAPTER 13

Centrex Features

Revised: July 24, 2009, OL-3743-42

This chapter describes Centrex features. Centrex features are normally provided by a PBX to business subscribers. The Cisco BTS 10200 Softswitch allows a service provider to provide PBX features without purchasing separate PBX equipment.



Note

In this chapter, an asterisk preceding a token name means the token is mandatory. A token without an asterisk is optional.

Call Park Subscriber Group

The Call Park Subscriber Group (cpsg) table defines the Centrex-specific call park subscriber group identification and the call park timeout timer. Call park is similar to placing a call on hold, but the call is retrieved by dialing a code, rather than by pressing a line button. With call park, anyone, anywhere can retrieve the call.

Table Name: CPSG

Table Containment Area: FSPTC

Command Types

Show, add, change, and delete

Examples

```
show cpsg id=cisco;  
add cpsg id=cisco; tcprk=100; ctxg-id=cisco;  
change cpsg id=cisco; tcprk=60;  
delete cpsg id=cisco;
```

Usage Guidelines

Primary Key Token(s): id

Foreign Key Token(s): ctxg-id

Add Rules: None.

Delete Rules: None.

Syntax Description

| | |
|-------------------------------------|---|
| * ID | Primary key. Call park subscriber group ID. VARCHAR(16): 1–16 ASCII characters. |
| * CTXG-ID | Foreign key: Centrex Group table. Valid Centrex group ID. VARCHAR(16): 1–16 ASCII characters. |
| AUTO-REFRESH | Specifies whether to display cached data on the screen. Valid only for the show command. CHAR(1): Y/N (Default = Y). Y—Queries the database for the most current data. N—Queries the database for the most current data only if the cached data is unavailable. |
| CPRK-DIGIT-MAP-STRING (Release 4.5) | Allows a service provider to enter a digit map based on the length of extension supported in the Centrex Group. For example, the following digit map provides a digit extension beginning with digit 3 and a 4-digit extension beginning with digit 4: # 3xx 4xxxx3 VARCHAR(32): 1–32 ASCII characters. |
| CPRK-FDN | Specifies the directory number (DN) to forward a parked call after three successive ring-back attempt failures. VARCHAR(26): 1–26 ASCII characters. |
| DISPLAY | Specifies what token information to display on the screen. Valid only for the show command. VARCHAR(1024): 1–1024 (Default = all tokens are displayed). Permitted values are any valid token that can be shown for this command. Multiple tokens can be entered by separating with a comma. |
| LIMIT | Specifies the number of rows to display on the screen. Valid only for the show command. INTEGER: 1–100000000 (Default = 100000000). Note The actual maximum number of rows displayed is currently lower than 100000000 due to software limitations. |
| ORDER | Specifies whether to display data on the screen in a sorted order. Valid only for the show command. VARCHAR(1024): 1–1024 (Default = all rows are displayed). Permitted values are any valid token that can be shown for this command. Multiple tokens can be entered by separating with a comma. |
| START-ROW | Specifies to begin displaying data on the screen at a specific row. Valid only for the show command. INTEGER: 1–100000000 (Default = 1). |
| TCPRK | Call park timeout timer value in seconds. VARCHAR(3): 0–360. |

Centrex Group

Both the Call Agent and POTS/Tandem/Centrex (PTC) Feature Server (FSPTC) share the Centrex Group (centrex-grp) table. A Centrex group is typically assigned to a business group. Subscribers within a Centrex group can reach each other via intercom (extension) dialing. A Centrex group is an emulation of a PBX by a Class 5 switch. This table defines Centrex groups and their associated Call Agents. The FSPTC provides Centrex-group functionality. The properties assigned to the main-subscriber-id are applicable to the whole Centrex group.



Note

Provisioning Speed Call (dial) for Centrex

Provision Centrex speed calling using the Custom Dial Plan (CDP) table and setting NOD=speed-call, where NOD is nature of dial.

Table Name: CENTREX-GRP

Table Containment Area: Call Agent, FSPTC

Command Types

Show, add, change, and delete

Examples

```
show centrex-grp id=engineering;
add centrex-grp id=engineering; cdp-id=business; main-sub-id=26000sub2@cisco.com;
call-agent-id=CA146;
change centrex-grp id=engineering; main-sub-id=26211sub1@cisco.com; call-agent-id=CA146;
delete centrex-grp id=engineering;
```

Usage Guidelines

Primary Key Token(s): id

Foreign Key Token(s): cdp-id, call-agent-id, main-sub-id

Add Rules: None.

Change Rules: None.

Delete Rules:

- ID does not exist in ext2subscriber::ctxg-id.
- ID does not exist in any subscriber::ctxg-id.

Delete Procedure:

1. delete custom-dial-plan::cdp-id; digit-string=*
2. delete custom-dial-plan-profile::cdp-id.
3. delete subscriber where subscriber::ctxg-id=id; (see delete subscriber).
4. delete centrex-grp::id.

Syntax Description

| | |
|-------------------|--|
| * ID | Primary key. Centrex group identification. VARCHAR(16): 1–16 ASCII characters. |
| * CDP-ID | Foreign key: Custom Dial Plan Profile table. Must match ID in the Custom Dial Plan Profile table. VARCHAR(16): 1–16 ASCII characters. |
| * CALL-AGENT-ID | Foreign key: Call Agent table. Identifies the Call Agent that the group belongs to. VARCHAR(8): 1–8 ASCII characters. |
| AUTO-REFRESH | Specifies whether to display cached data on the screen. Valid only for the show command. CHAR(1): Y/N (Default = Y). Y—Queries the database for the most current data. N—Queries the database for the most current data only if the cached data is unavailable. |
| BOTH-SFG-COUNT | Specifies the number of simultaneous incoming/outgoing calls that are allowed in addition to the in-sfg-count and out-sfg-count. SMALLINT: 0–100. |
| CAT-SCREENING | Customer access treatment (CAT). Each CAT in a specific location in the string identifies a feature. The subscriber can access the feature if cat-screening allows. CHAR(1): Y/N (Default = Y). Y—CAT is turned on. N—CAT is turned off. |
| CPRK-FDN | Unsuccessful timed recall forward to extension. When a parked call times out, the call is forwarded to the extension specified in this column. VARCHAR(26): 1–26 ASCII characters. |
| DISPLAY | Specifies what token information to display on the screen. Valid only for the show command. VARCHAR(1024): 1–1024 (Default = all tokens are displayed). Permitted values are any valid token that can be shown for this command. Multiple tokens can be entered by separating with a comma. |
| IN-SFG-COUNT | Specifies the number of simultaneous incoming calls allowed for this Centrex group. SMALLINT: 0–100. |
| INTERNAL-CND-ONLY | This flag applies to calling number delivery (CND) and Caller ID with name (CNAM) features only. CHAR(1): Y/N (Default = Y). Y—CND/CNAM is applied only to intercom calls. N—CND/CNAM is applied to all calls. |

| | |
|---------------|---|
| LIMIT | <p>Specifies the number of rows to display on the screen. Valid only for the show command.</p> <p>INTEGER: 1–100000000 (Default = 100000000).</p> <p>Note The actual maximum number of rows displayed is currently lower than 100000000 due to software limitations.</p> |
| MAIN-SUB-ID | <p>Foreign key: Subscriber table. Main subscriber ID.</p> <p>VARCHAR(30): 1–30 ASCII characters.</p> |
| ORDER | <p>Specifies whether to display data on the screen in a sorted order. Valid only for the show command.</p> <p>VARCHAR(1024): 1–1024 (Default = all rows are displayed). Permitted values are any valid token that can be shown for this command. Multiple tokens can be entered by separating with a comma.</p> |
| OUT-SFG-COUNT | <p>Specifies the number of simultaneous outgoing calls allowed for this Centrex group.</p> <p>SMALLINT: 0–100.</p> |
| SDT-TYPE | <p>Specifies the second dial tone type.</p> <p>VARCHAR(8): 1–8 ASCII characters. Permitted values are:</p> <p>DL—Dial tone.</p> <p>SL—Stutter dial tone.</p> <p>CF—Confirmation tone.</p> <p>NA—Not applicable.</p> |
| SFG-CONTROL | <p>Specifies whether to apply a simulated facility group (SFG) control.</p> <p>CHAR(1): Y/N (Default = Y).</p> <p>Y—Apply SFG control.</p> <p>N—Do not apply SFG control.</p> |
| START-ROW | <p>Specifies to begin displaying data on the screen at a specific row. Valid only for the show command.</p> <p>INTEGER: 1–100000000 (Default = 1).</p> |

Custom Dial Plan

The Custom Dial Plan (custom-dial-plan) table translates Centrex calls. If the result of a custom dial plan (CDP) is a POTS access code, call processing uses the POTS Dial Plan table to translate the digits dialed after the POTS access code. Speed call codes are provisioned in this table as nod=speed-call and fname=SC1D (or SC2D). Screening does not apply to speed dialing.

Table Name: CUSTOM-DIAL-PLAN

Table Containment Area: FSPTC

Command Types

Show, add, change, and delete

Examples

```
show custom-dial-plan id=cisco plan; digit-string=4xx;
add custom-dial-plan id=cisco plan; digit-string=9; nod=pots-access;
cat-string=1111111111;
change custom-dial-plan id=cisco plan; digit-string=4xx; nod=vsc; fname=CFUA;
delete custom-dial-plan id=cisco plan; digit-string=*72;
```

Usage Guidelines

Primary Key Token(s): id, digit-string

Foreign Key Token(s): id, fname

Add Rules: None.

Change Rules: None.

Delete Rules: None.

Related Commands

| | |
|----------------|---|
| * ID | Primary key. Foreign key: Custom Dial Plan Profile table. Must match ID in the Custom Dial Plan Profile table. VARCHAR(16): 1–16 ASCII characters. |
| * DIGIT-STRING | Primary key. Digit string to be translated in this custom dial plan. VARCHAR(7): 1–7 digit string. Access codes can be 1–5 digits. Extensions can be 1–7 digits. |
| * NOD | Nature of the dial—the type of digits dialed. If nod=speed-call, then fname must be either SC1D or SC2D. If nod=vsc, then an fname must be specified. If nod=attendant-access, pots-access, or extension, then fname is not required. VARCHAR(16): 1–16 ASCII characters. Permitted values are: VSC—Vertical service code. ATTENDANT-ACCESS—Attendant access. POTS-ACCESS—PSTN access code. EXTENSION—Extension dialing. SPEED-CALL—One- or two-digit speed calling. |

| | |
|--------------|---|
| AUTO-REFRESH | <p>Specifies whether to display cached data on the screen. Valid only for the show command.</p> <p>CHAR(1): Y/N (Default = Y).</p> <p>Y—Queries the database for the most current data.</p> <p>N—Queries the database for the most current data only if the cached data is unavailable.</p> |
| CAT-STRING | <p>Specifies customer access treatment (CAT) code screening.</p> <p>VARCHAR(16): 1–16 ASCII characters.</p> <p>You can specify only 0s (zeros) or 1s (ones).</p> <p>CAT codes are associated with the feature access codes of a Centrex group. A bitmap of 16 possible CAT code values is required for each feature access code. Each bit position is marked as Allowed/Disallowed. A CAT code value between 1–16 is assigned to a subscriber. The CAT code value assigned to a subscriber is used to index the CAT code bit map assigned to the feature access code. The feature access code is allowed or disallowed based on the value of the corresponding bit value.</p> |
| DISPLAY | <p>Specifies what token information to display on the screen. Valid only for the show command.</p> <p>VARCHAR(1024): 1–1024 (Default = all tokens are displayed). Permitted values are any valid token that can be shown for this command. Multiple tokens can be entered by separating with a comma.</p> |
| FNAME | <p>Feature name. Mandatory if nod = vsc; null for all others. Foreign key: Feature table. See the Subscriber Feature Data table for more information.</p> <p>VARCHAR(6): 1–6 ASCII characters. See Appendix C, “Vertical Service Codes” for permitted values.</p> |
| LIMIT | <p>Specifies the number of rows to display on the screen. Valid only for the show command.</p> <p>INTEGER: 1–100000000 (Default = 100000000).</p> <p>Note The actual maximum number of rows displayed is currently lower than 100000000 due to software limitations.</p> |
| ORDER | <p>Specifies whether to display data on the screen in a sorted order. Valid only for the show command.</p> <p>VARCHAR(1024): 1–1024 (Default = all rows are displayed). Permitted values are any valid token that can be shown for this command. Multiple tokens can be entered by separating with a comma.</p> |
| START-ROW | <p>Specifies to begin displaying data on the screen at a specific row. Valid only for the show command.</p> <p>INTEGER: 1–100000000 (Default = 1).</p> |

Custom Dial Plan Profile

The Custom Dial Plan Profile (custom-dial-plan-profile) table defines custom dial plan IDs (CDP IDs) assigned to Centrex groups.

Table Name: CUSTOM-DIAL-PLAN-PROFILE (EMS ONLY)

Table Containment Area: FSPTC

Command Types

Show, add, change, and delete

Examples

```
show custom-dial-plan-profile id=cisco plan;
add custom-dial-plan-profile id=cisco plan;
change custom-dial-plan-profile id=cisco plan; description=main dialing plan for cisco;
delete custom-dial-plan-profile id=cisco plan;
```

Usage Guidelines

Primary Key Token(s): id

Add Rules: None.

Change Rules: None.

Delete Rules: ID does not exist in any custom-dial-plan::id.

Syntax Description

| | |
|---------------------------------|--|
| * ID | Primary key. Custom dial plan profile ID. VARCHAR(16): 1–16 ASCII characters. |
| AUTO-REFRESH | Specifies whether to display cached data on the screen. Valid only for the show command. CHAR(1): Y/N (Default = Y). Y—Queries the database for the most current data. N—Queries the database for the most current data only if the cached data is unavailable. |
| DESCRIPTION (EMS-only field) | Described by the service provider. VARCHAR(64): 1–64 ASCII characters. |
| DISPLAY | Specifies what token information to display on the screen. Valid only for the show command. VARCHAR(1024): 1–1024 (Default = all tokens are displayed). Permitted values are any valid token that can be shown for this command. Multiple tokens can be entered by separating with a comma. |
| LIMIT | Specifies the number of rows to display on the screen. Valid only for the show command. INTEGER: 1–100000000 (Default = 100000000). Note The actual maximum number of rows displayed is currently lower than 100000000 due to software limitations. |

| | |
|-----------|--|
| ORDER | Specifies whether to display data on the screen in a sorted order. Valid only for the show command. VARCHAR(1024): 1–1024 (Default = all rows are displayed). Permitted values are any valid token that can be shown for this command. Multiple tokens can be entered by separating with a comma. |
| START-ROW | Specifies to begin displaying data on the screen at a specific row. Valid only for the show command. INTEGER: 1–100000000 (Default = 1). |

Ext2Subscriber

The EXT2SUBSCRIBER table has to be manually defined for each subscriber in the CENTREX group including main_sub.



Note

If this table is not created manually then the dial-plan defined in the CDP (customer dial-plan) for the centrex will not work.

Table Name: EXT2SUBSCRIBER

Table Containment Area: FSPTC

Command Types

Show, add, change, and delete

Examples

```
show ext2subscriber ctxg-id=engineering; ext=1234;
add ext2subscriber ctxg-id=engineering; ext=1234;
change ext2subscriber ctxg-id=engineering; ext=1234; sub-id=wilmerwabash;
delete ext2subscriber ctxg-id=engineering; ext=1234;
```

Usage Guidelines

Primary Key Token(s): ctxg-id, ext

Foreign Key Token(s): ctxg-id, cpsg-id, sub-id

Add Rules: None.

Change Rules: None.

Delete Rules: None.

Syntax Description

| | |
|-----------|---|
| * CTXG-ID | Primary key. Foreign key: Centrex Group table. Centrex group ID. VARCHAR(16): 1–16 ASCII characters. |
| * EXT | Primary key. Extension number. VARCHAR(7): 1–7 digits. 0 is a valid extension. |

| | |
|--------------|---|
| ASSIGNED | <p>Indicates if extension is assigned.</p> <p>CHAR(1): Y/N (Default = Y).</p> <p>Y—Assigned</p> <p>N—Unassigned (Not supported)</p> |
| ATTENDANT | <p>Specifies whether subscriber is an attendant.</p> <p>CHAR(1): Y/N (Default = N).</p> <p>N—Subscriber is not an attendant.</p> <p>Y—Subscriber is an attendant.</p> |
| AUTO-REFRESH | <p>Specifies whether to display cached data on the screen. Valid only for the show command.</p> <p>CHAR(1): Y/N (Default = Y).</p> <p>Y—Queries the database for the most current data.</p> <p>N—Queries the database for the most current data only if the cached data is unavailable.</p> |
| CAT-CODE | <p>Mandatory if cat-screening=y in centrex-grp::ctxg-id. Customer access treatment (CAT) code assigned to the Centrex subscriber.</p> <p>SMALLINT: 1–16.</p> |
| CPSG-ID | <p>Foreign key: Call Park Subscriber table. Call park subscriber group identification.</p> <p>VARCHAR(16): 1–16 ASCII characters.</p> |
| CTX-RESTRICT | <p>Specifies if there are any Centrex restrictions.</p> <p>VARCHAR(4). Permitted values are:</p> <p>NONE (Default)—No restriction on the line.</p> <p>FULL—Fully restricted line. Cannot make or receive DOD/DID calls. DID calls cannot be transferred to a fully restricted line.</p> <p>SEMI—Similar to fully restricted line but can receive transferred DID calls.</p> |
| DISPLAY | <p>Specifies what token information to display on the screen. Valid only for the show command.</p> <p>VARCHAR(1024): 1–1024 (Default = all tokens are displayed). Permitted values are any valid token that can be shown for this command. Multiple tokens can be entered by separating with a comma.</p> |
| LIMIT | <p>Specifies the number of rows to display on the screen. Valid only for the show command.</p> <p>INTEGER: 1–100000000 (Default = 100000000).</p> <p>Note The actual maximum number of rows displayed is currently lower than 100000000 due to software limitations.</p> |
| ORDER | <p>Specifies whether to display data on the screen in a sorted order. Valid only for the show command.</p> <p>VARCHAR(1024): 1–1024 (Default = all rows are displayed). Permitted values are any valid token that can be shown for this command. Multiple tokens can be entered by separating with a comma.</p> |

| | |
|-----------|---|
| START-ROW | Specifies to begin displaying data on the screen at a specific row. Valid only for the show command. INTEGER: 1–100000000 (Default = 1). |
| SUB-ID | Foreign key: Subscriber table. Subscriber ID from the Subscriber table. VARCHAR(30): 1–30 ASCII characters. |



CHAPTER 14

Local Toll-Free Service Provisioning

Revised: July 24, 2009, OL-3743-42

This chapter describes the Local Toll-Free Service Provisioning commands and their associated tables.



Note

In this chapter, an asterisk preceding a token name means the token is mandatory. A token without an asterisk is optional.

Automatic Numbering Identification White Black List

The Automatic Number Identification (ANI) White Black List (ani-wb-list) table performs ANI screening on 800 calls. The Customer Group specifies if the list is to be used as a White List or a Black List. A White Black List specifies whether calls are allowed to connect (white) or not allowed to connect (black).

Table Name: ANI-WB-LIST

Table Containment Area: FSAIN

Command Types

Show, add, and delete

Examples

```
show ani-wb-list cust-grp-id=cisco; digit-string=469-255-0000;  
add ani-wb-list cust-grp-id=cisco; digit-string=469-255-0000;  
delete ani-wb-list cust-grp-id=cisco; digit-string=469-255-0000;
```

Usage Guidelines

Primary Key Token(s): cust-grp-id, digit-string

Foreign Key Token(s): cust-grp-id

Add Rules: None.

Delete Rules: None.

| | | |
|--------------------|----------------|--|
| Syntax Description | * CUST-GRP-ID | Primary key. Foreign key: Customer Group table. ID of the customer group to use in determining how to apply this list. VARCHAR(16): 1–16 ASCII characters. |
| | * DIGIT-STRING | Primary key. The 10-digit phone number of the calling party. VARCHAR(14): 1–14 numeric characters in the format NDC-EC-DN. Note Hyphens are required. |
| | AUTO-REFRESH | Specifies whether to display cached data on the screen. Valid only for the show command. CHAR(1): Y/N (Default = Y). Y—Queries the database for the most current data. N—Queries the database for the most current data only if the cached data is unavailable. |
| | DISPLAY | Specifies what token information to display on the screen. Valid only for the show command. VARCHAR(1024): 1–1024 (Default = all tokens are displayed). Permitted values are any valid token that can be shown for this command. Multiple tokens can be entered by separating with a comma. |
| | LIMIT | Specifies the number of rows to display on the screen. Valid only for the show command. INTEGER: 1–100000000 (Default = 100000000). Note The actual maximum number of rows displayed is currently lower than 100000000 due to software limitations. |
| | ORDER | Specifies whether to display data on the screen in a sorted order. Valid only for the show command. VARCHAR(1024): 1–1024 (Default = all rows are displayed). Permitted values are any valid token that can be shown for this command. Multiple tokens can be entered by separating with a comma. |
| | START-ROW | Specifies to begin displaying data on the screen at a specific row. Valid only for the show command. INTEGER: 1–100000000 (Default = 1). |
| | | |

Customer Group

The Customer Group (cust-grp) table defines the cust-grp-id and how automatic number identification (ANI) call forwarding and call restrictions are applied.

Table Name: CUST-GRP

Table Containment Area: FSAIN

Command Types

Show, add, change, and delete

Examples

```
show cust-grp id=cisco;
add cust-grp id=cisco; dnis-pattern=8002424444
change cust-grp id=cisco; ani-wb-list=white;
delete cust-grp id=cisco;
```

Usage Guidelines

Primary Key Token(s): id

Foreign Key Token(s): route-guide-id

Add Rules: None.

Change Rules: None.

Delete Rules:

- ID does not exist in any dn2cust-grp::cust-grp-id.
- ID does not exist in any ani-wb-list::cust-grp-id.
- ID does not exist in any ii-restrict-list::cust-grp-id.

Syntax Description

| | |
|-------------|--|
| * ID | Primary key. A unique identifier for this customer group. Assigned by service provider. Required if any policy routing is needed. It is used to look up specific customer information for screening, routing, or DNIS information, if it exists. VARCHAR(16): 1–16 ASCII characters. |
| ANI-WB-LIST | Indicates if White Black List ANI screening is required. Defines how the list is used to screen the calling number. CHAR(5): 1–5 characters. Permitted values are: NONE (Default)—No ANI screening is performed. WHITE—Use as a White List. BLACK—Use as a Black List. |

| | |
|--------------------------------|---|
| AUTO-REFRESH | <p>Specifies whether to display cached data on the screen. Valid only for the show command.</p> <p>CHAR(1): Y/N (Default = Y).</p> <p>Y—Queries the database for the most current data.</p> <p>N—Queries the database for the most current data only if the cached data is unavailable.</p> |
| COLLECT-PIN (Not used) | <p>800 service with PIN service.</p> <p>CHAR(1): Y/N (Default = N).</p> |
| DISPLAY | <p>Specifies what token information to display on the screen. Valid only for the show command.</p> <p>VARCHAR(1024): 1–1024 (Default = all tokens are displayed). Permitted values are any valid token that can be shown for this command. Multiple tokens can be entered by separating with a comma.</p> |
| DNIS-PATTERN | <p>Identifies a dialed number identification service (DNIS) pattern. The DNIS pattern allows more than one 8XX/9XX number to be forwarded to a single line and identifies the called number.</p> <p>VARCHAR(32): 1–32 ASCII characters.</p> |
| II-RESTRICT-LIST | <p>Indicates if White Black List originating line information (OLI) screening is required.</p> <p>CHAR(5): 1–5 characters. Permitted values are:</p> <p>NONE (Default)—No screening is performed.</p> <p>BLACK—Call is blocked for the OLI digits contained in the II Restrict List table.</p> <p>WHITE—Call is allowed for the OLI digits contained in the II Restrict List table.</p> |
| LIMIT | <p>Specifies the number of rows to display on the screen. Valid only for the show command.</p> <p>INTEGER: 1–100000000 (Default = 100000000).</p> <p>Note The actual maximum number of rows displayed is currently lower than 100000000 due to software limitations.</p> |
| NUM-PIN-DIGITS (Not used) | <p>Number of PIN digits to collect.</p> <p>SMALLINT: 2–12.</p> |
| ORDER | <p>Specifies whether to display data on the screen in a sorted order. Valid only for the show command.</p> <p>VARCHAR(1024): 1–1024 (Default = all rows are displayed). Permitted values are any valid token that can be shown for this command. Multiple tokens can be entered by separating with a comma.</p> |
| OVERFLOW-CARRIER (Not used) | <p>Carrier to use for overflow calls.</p> <p>CHAR(4): 4 numeric characters.</p> |
| OVERFLOW-POTS (Not used) | <p>The call is routed to the overflow POTS number if all trunk groups are busy.</p> <p>VARCHAR(10): 1–10 ASCII characters.</p> |

| | |
|----------------|---|
| ROUTE-GUIDE-ID | Foreign key: Route Guide table. Route guide ID is required if policy-based routing is to be performed. VARCHAR(16): 1–16 ASCII characters. |
| START-ROW | Specifies to begin displaying data on the screen at a specific row. Valid only for the show command. INTEGER: 1–100000000 (Default = 1). |

DN2 Customer Group

The DN2 Customer Group (dn2cust-grp) table provides translation of inbound/outbound 8XX (toll free) numbers to a local number and designated carrier.

Table Name: DN2CUST-GRP

Table Containment Area: FSAIN

Command Types Show, add, change, and delete

Examples

```
show dn2cust-grp digit-string=800-234-5678;
add dn2cust-grp digit-string=800-234-5678; translated-dn=972-671-2355; carrier-id=1234;
change dn2cust-grp digit-string=800-234-5678; carrier-id=1235;
delete dn2cust-grp digit-string=800-234-5678;
```

Usage Guidelines

Primary Key Token(s): digit-string
Foreign Key Token(s): carrier-id, cust-grp-id
Add Rules: None.
Change Rules: None.
Delete Rules: None.

| | | |
|--------------------|----------------|--|
| Syntax Description | * DIGIT-STRING | Primary key. Dialed digits string. VARCHAR(14): 1–14 ASCII characters in the format 8xxNxxxxxx. |
| | AUTO-REFRESH | Specifies whether to display cached data on the screen. Valid only for the show command. CHAR(1): Y/N (Default = Y). Y—Queries the database for the most current data. N—Queries the database for the most current data only if the cached data is unavailable. |
| | CARRIER-ID | Foreign key: Carrier table. Specifies which carrier to use to route the call by the ID assigned to the carrier in the Carrier table. The 4-digit Carrier Identification Code (CIC) 101xxxx. CHAR(4): 4 numeric digits: 0000–9999. |

| | |
|---------------|--|
| CUST-GRP-ID | Foreign key: Customer Group table. Customer group ID. Required if any policy routing is needed. Same ID assigned to this customer group in the Customer Group table. It is used to look up specific customer information for screening, routing, or DNIS information, if it exists. VARCHAR(16): 1–16 ASCII characters. |
| DISPLAY | Specifies what token information to display on the screen. Valid only for the show command. VARCHAR(1024): 1–1024 (Default = all tokens are displayed). Permitted values are any valid token that can be shown for this command. Multiple tokens can be entered by separating with a comma. |
| LIMIT | Specifies the number of rows to display on the screen. Valid only for the show command. INTEGER: 1–100000000 (Default = 100000000). Note The actual maximum number of rows displayed is currently lower than 100000000 due to software limitations. |
| ORDER | Specifies whether to display data on the screen in a sorted order. Valid only for the show command. VARCHAR(1024): 1–1024 (Default = all rows are displayed). Permitted values are any valid token that can be shown for this command. Multiple tokens can be entered by separating with a comma. |
| START-ROW | Specifies to begin displaying data on the screen at a specific row. Valid only for the show command. INTEGER: 1–100000000 (Default = 1). |
| TRANSLATED-DN | Specifies the translated DN to use for call completion. VARCHAR(14): 1–14 ASCII characters. |

II Restrict List

The II Restrict List (II-restrict-list) table restricts certain types of originating line services for a given group. The use of the list is determined by provisioning in the Customer Group table. This is a Black List (restrict) only. It cannot be a White List.

Table Name: II-RESTRICT-LIST

Table Containment Area: FSAIN

Command Types

Show, add, and delete

Examples

```
show ii-restrict-list ii=20; cust-grp-id=cisco;
add ii-restrict-list ii=20; cust-grp-id=cisco;
delete ii-restrict-list ii=20; cust-grp-id=cisco;
```


Usage Guidelines

Primary Key Token(s): cust-grp-id, ii
 Foreign Key Token(s): cust-grp-id
 Add Rules: None.
 Delete Rules: None.

Syntax Description

| | |
|---------------|--|
| * II | Primary key. Originating line information (OLI) assigned to subscriber in the Subscriber Profile table or received in the IAM message. SMALLINT: 0–99. |
| * CUST-GRP-ID | Mandatory if any policy routing is required. Primary key. Foreign key: Customer Group table. Customer group ID. ID assigned to this customer group in the Customer Group table. It is used to look up specific customer information for screening, routing, or DNIS information, if it exists. CHAR(16): 1–16 characters. |
| AUTO-REFRESH | Specifies whether to display cached data on the screen. Valid only for the show command. CHAR(1): Y/N (Default = Y). Y—Queries the database for the most current data. N—Queries the database for the most current data only if the cached data is unavailable. |
| DISPLAY | Specifies what token information to display on the screen. Valid only for the show command. VARCHAR(1024): 1–1024 (Default = all tokens are displayed). Permitted values are any valid token that can be shown for this command. Multiple tokens can be entered by separating with a comma. |
| LIMIT | Specifies the number of rows to display on the screen. Valid only for the show command. INTEGER: 1–100000000 (Default = 100000000). Note The actual maximum number of rows displayed is currently lower than 100000000 due to software limitations. |
| ORDER | Specifies whether to display data on the screen in a sorted order. Valid only for the show command. VARCHAR(1024): 1–1024 (Default = all rows are displayed). Permitted values are any valid token that can be shown for this command. Multiple tokens can be entered by separating with a comma. |
| START-ROW | Specifies to begin displaying data on the screen at a specific row. Valid only for the show command. INTEGER: 1–100000000 (Default = 1). |

Routing Features

See [Chapter 3, “Routing Provisioning”](#) for detailed information.

Policy-NXX

See the [“Policy NXX”](#) section on page 3-47 for details.

Policy-ODR

See the [“Policy Origin Dependent Routing”](#) section on page 3-48 for details.

Policy-OLI

See the [“Policy Originating Line Information”](#) section on page 3-50 for details.

Policy-Percent

See the [“Policy Percent”](#) section on page 3-52 for details.

Policy-POP

See the [“Policy Point of Presence”](#) section on page 3-55 for details.

Policy-Prefix

See the [“Policy Prefix”](#) section on page 3-57 for details.

Policy-Region

See the [“Policy Region”](#) section on page 3-61 for details.

Policy-TOD

See the [“Policy Time of Day”](#) section on page 3-63 for details.

Region-Profile

See the [“Region Profile”](#) section on page 3-71 for details.

Route-Guide

See the [“Route Guide” section on page 3-79](#) for details.



CHAPTER 15

Split Numbering Plan Area Provisioning

Revised: July 24, 2009, OL-3743-42

The Split Numbering Plan Area (split-npa) table is used when the Call Agent is affected by a split Numbering Plan Area (NPA). A split-NPA occurs when an NXX of NPA-NXX moves from one NPA to another. In the following example, all directory numbers (DNs) under 214-671 move to the new NPA:

```
old nxx = 214-671
new nxx = 972-671
```



Note

In this chapter, an asterisk preceding a token name means the token is mandatory. A token without an asterisk is optional.

Table Name: SPLIT-NPA

Table Containment Area: Call Agent

Command Types

Show, add, change, and delete

Examples

```
show split-npa old-npa=214;
add split-npa old-npa=214-671; new-npa=972-671; start-date=2003-08-01;
end-date=2004-01-31;
change split-npa old-npa=214-671; dup-records=y;
delete split-npa old-npa=214-671;
```

Usage Guidelines

Primary Key Token(s): old-npa

Unique Key Token(s): new-npa

Add Rules:

- start-date is before end-date.
- old(nxx) = new(nxx).

Change Rules:

- start-date is before end-date.
- if update-ani and start-date \leq today's date \leq end-date.
- if cleanup, end-date must be less than or equal to today's date.

Delete Rules: None.

Syntax Description

| | |
|--------------|--|
| * OLD-NPA | Primary key. Old NPA before split. VARCHAR(6): 1–6 ASCII characters in the format NPA-NXX. |
| * NEW-NPA | Unique key. New NPA after split. VARCHAR(6): 1–6 ASCII characters in the format NPA-NXX. |
| * START-DATE | Start date of the permissive dialing period. DATE: in the format yyyy-mm-dd, where: yyyy—year mm—01 to 12 (month) dd—01 to 31 (day) |
| * END-DATE | End date of the permissive dialing period. DATE: in the format yyyy-mm-dd, where: yyyy—year mm—01 to 12 (month) dd—01 to 31 (day) |
| AUTO-REFRESH | Specifies whether to display cached data on the screen. Valid only for the show command. CHAR(1): Y/N (Default = Y). Y—Queries the database for the most current data. N—Queries the database for the most current data only if the cached data is unavailable. |
| DISPLAY | Specifies what token information to display on the screen. Valid only for the show command. VARCHAR(1024): 1–1024 (Default = all tokens are displayed). Permitted values are any valid token that can be shown for this command. Multiple tokens can be entered by separating with a comma. |

| | |
|--|--|
| LIMIT | <p>Specifies the number of rows to display on the screen. Valid only for the show command.</p> <p>INTEGER: 1–100000000 (Default = 100000000).</p> <p>Note The actual maximum number of rows displayed is currently lower than 100000000 due to software limitations.</p> |
| ORDER | <p>Specifies whether to display data on the screen in a sorted order. Valid only for the show command.</p> <p>VARCHAR(1024): 1–1024 (Default = all rows are displayed). Permitted values are any valid token that can be shown for this command. Multiple tokens can be entered by separating with a comma.</p> |
| START-ROW | <p>Specifies to begin displaying data on the screen at a specific row. Valid only for the show command.</p> <p>INTEGER: 1–100000000 (Default = 1).</p> |
| DUP-RECORDS (EMS-only token) | <p>Duplicate records. When set, dial-plan, office-code, ported-office-code tables are updated with the new NPA-NXX.</p> <p>CHAR(1): Y/N (Default = N).</p> |
| DUP-RECORDS- STATUS (EMS-only token) (System generated) | <p>Used internally by the EMS to keep track of the record duplication status. When a split-NPA record is provisioned, the dup-records-status is initialized to pending.</p> <p>VARCHAR(11): 1–11 ASCII characters. Permitted values are:</p> <p>Pending (Default)—Records duplication pending.</p> <p>In-progress—Records duplication in progress.</p> <p>Completed—Records duplication completed.</p> |
| UPDATE-ANI (EMS-only token) | <p>Update automatic number identification (ANI) records. When set, subscriber directory numbers (DNs) are updated to the new NPA in the subscriber record.</p> <p>CHAR(1): Y/N (Default = N).</p> |
| UPDATE-ANI- STATUS (EMS-only token) (System generated) | <p>Used internally by EMS to keep track of the ANI update status. When a split-NPA record is provisioned, the update-ani-status is initialized to pending.</p> <p>VARCHAR(11): 1–11 ASCII characters. Permitted values are:</p> <p>Pending (Default)—ANI update pending.</p> <p>In-progress—ANI update in progress.</p> <p>Completed—ANI update completed.</p> |
| CLEANUP (EMS-only token) | <p>Cleanup. When set, records pointing to the old NPA are removed.</p> <p>CHAR(1): Y/N (Default = N).</p> |
| CLEANUP-STATUS (EMS-only token) (System generated) | <p>Used internally by EMS to keep track of the cleanup status. When a split-NPA record is provisioned, the cleanup-status is initialized to pending.</p> <p>VARCHAR(11): 1–11 ASCII characters. Permitted values are:</p> <p>Pending (Default)—Cleanup pending.</p> <p>In-progress—Cleanup in progress.</p> <p>Completed—Cleanup completed.</p> |



CHAPTER 16

Electronic Surveillance Server

Revised: July 24, 2009, OL-3743-42

The Electronic Surveillance Server (ess) table holds the information related to the Delivery Function (DF) server and is populated at system installation.

Table Name: ESS

Table Containment Area: EMS, Call Agent, and FSPTC

Command Types

Show, add, change, and delete

Examples

```
show ess cdc-df-address=191.12.301.211; cdc-df-port=1813;  
add ess cdc-df-address=191.12.301.211; cdc-df-port=1813; encryption-key=0000000000000000;  
protocol-version=I03;  
change ess cdc-df-address=191.12.301.211; cdc-df-port=1813;  
acc-req-retransmit=4;acc-rsp-timeout=3;  
delete ess cdc-df-address=191.12.301.211; cdc-df-port=1813;
```

Usage Guidelines

Primary Key Token(s): cdc-df-address, cdc-df-port

Add Rules: None.

Change Rules: None.

Delete Rules: None.

IPSec Rules:

- ipsec-sa-lifetime must be greater than or equal to 0.
- ipsec-sa-grace-period must be greater than or equal to 0.
- ipsec-sa-grace-period must less than or equal to 25% of ipsec-sa-lifetime.
- ike-group: the list must contain 1, but other possible lists are: <1>, or <1, 2>.
- ike-sa-lifetime must be greater than or equal to 0.
- ike-key-encr must be stored in an encrypted format.

**Note**

An asterisk preceding a token name means the token is mandatory. A token without an asterisk is optional.

Syntax Description

| | |
|--------------------|--|
| * CDC-DF-ADDRESS | Primary key. Identifies the DNS or IP address of the DF server to send the call data and call content. VARCHAR(64): 1–64 ASCII characters. |
| * PROTOCOL-VERSION | Specifies the PacketCable event message (EM) version. VARCHAR(8): 1–8 ASCII characters. Permitted values are: I02—Encodes the EM headers with 60 bytes. I03—(Default) EM-I03 and up. Encodes EM headers with 76 bytes. |
| ACC-REQ-RETRANSMIT | Specifies the number of retransmissions of unacknowledged accounting requests. INTEGER: 1–4 (Default = 3). |
| ACC-RSP-TIMEOUT | Time (in seconds) to retransmit the radius message. The value must be an integer. INTEGER: Default = 2. |
| AUTO-REFRESH | Specifies whether to display cached data on the screen. Valid only for the show command. CHAR(1): Y/N (Default = Y). Y—Queries the database for the most current data. N—Queries the database for the most current data only if the cached data is unavailable. |
| CDC-DF-PORT | Primary key. Identifies the port number of the DF server to send the call data packets. INTEGER: 0–65535 (Default = 1813). |
| DESCRIPTION | Described by the service provider. VARCHAR(64): 1–64 ASCII characters. |
| DISPLAY | Specifies what token information to display on the screen. Valid only for the show command. VARCHAR(1024): 1–1024 (Default = all tokens are displayed). Permitted values are any valid token that can be shown for this command. Multiple tokens can be entered by separating with a comma. |
| ENCRYPTION-KEY | MD5 Encryption Key for the radius interface between the Cisco BTS 10200 Softswitch and the DF server. VARCHAR(16): 1–16 ASCII characters (Default = 0000000000000000). |

| | |
|------------------------|--|
| IKE-CS | <p>Specifies a list of ciphersuites supported by IKE, in priority order. This list is used to negotiate the encryption-authentication algorithm pair used by IKE.</p> <p>The list can contain only those ciphersuites using the authentication algorithms HMAC-MD5 and HMAC-SHA and the encryption algorithm ESP-3DES.</p> <p>VARCHAR(64): 1–64 ASCII characters. Permitted values are:</p> <p>3DES-MD5, 3DES-SHA1 (Default list)</p> <p>3DES-SHA1, 3DES-MD5</p> <p>3DES-MD5</p> <p>3DES-SHA1</p> |
| IKE-GROUP | <p>Identifies the available groups in which the Diffie-Helman exchange can occur.</p> <p>INTEGER: Valid values are 1 and 2 (Default = 2).</p> |
| IKE-KEY | <p>The IKE preshared key. An ike-key value must be provisioned for a trunking gateway, and is optional for other gateways.</p> <p>VARCHAR(512): 1–512 ASCII characters.</p> |
| IKE-KEY-ENCR | <p>The IKE preshared key in encrypted form (system generated). The system encrypts the value of the IKE-KEY token and stores the encrypted value as IKE-KEY-ENCR. It is then decrypted and displayed only when accessed by a privileged user.</p> <p>VARCHAR(256): 1–256 ASCII characters.</p> <p>To show the ike-key-encr token in encrypted form, use the following command:</p> <p>show radius-profile;</p> <p>To show the ike-key token in unencrypted form, use the following command:</p> <p>show radius-profile-unencr;</p> |
| IKE-SA-LIFETIME | <p>Specifies the IKE SA expiration, in seconds.</p> <p>INTEGER: 0–MAXINT (Default = 86400).</p> <p>Note MAXINT is defined as the largest possible 4-byte integer, that is, [2 to the power 32]–1.</p> |
| IPSEC-CMS-CONTROL-PORT | <p>IPSec SA outbound control port. Used if the SA is created for a particular outbound port for this device class.</p> <p>SMALLINT: 0–65534 (Default = 0).</p> |

| | |
|-----------------------|---|
| IPSEC-SA-ESP-CS | <p>The IPsec SA ESP ciphersuite list in priority order. Used to negotiate an encryption-authentication algorithm pair used by IPsec. The list can contain only those ciphersuites using the authentication algorithms HMAC-MD5 and HMAC-SHA and the encryption algorithms ESP-3DES and ESP-NUL.</p> <p>VARCHAR(64): 1–64 ASCII characters.</p> <p>3DES-MD5, 3DES-SHA1, NULL-MD5, NULL-SHA1 (Default list)</p> <p>Note This list can be modified to be a subset of this initial list using the CLI and can be reordered to specify a new priority selection. For example:</p> <ul style="list-style-type: none"> - 3DES-MD5, 3DES-SHA1, NULL-SHA1, NULL-MD5 - 3DES-SHA1, NULL-MD5, NULL-SHA1 - 3DES-MD5, NULL-MD5 - NULL-SHA1 and additional values |
| IPSEC-SA-GRACE-PERIOD | <p>Sets the IPsec SA key expiration grace period, in seconds. This is used to calculate the soft expiration.</p> <p>The ipsec-sa-grace-period must be less than the ipsec-sa-lifetime.</p> <p>INTEGER: 0–MAXINT (Default = 3600).</p> <p>Note MAXINT is defined as the largest possible 4-byte integer, that is, [2 to the power 32]–1.</p> <p>Note The value of ipsec-sa-grace-period must be less than or equal to 25% of the provisioned value for ipsec-sa-lifetime. If not specified when provisioning a new ipsec-sa-lifetime, the ipsec-sa-grace-period defaults to 25% of the ipsec-sa-lifetime.</p> |
| IPSEC-SA-LIFETIME | <p>Sets the IPsec SA expiration, in seconds. This is the hard expiration.</p> <p>INTEGER: 0–MAXINT (Default = 86400).</p> <p>Note MAXINT is defined as the largest possible 4-byte integer, that is, [2 to the power 32]–1.</p> |
| IPSEC-ULP-NAME | <p>Specifies a single IPsec SA upper-layer protocol. Use this token if the SA should be created only for specific protocol traffic for this device class.</p> <p>VARCHAR(8): 1–8 ASCII characters. The value is a string as described in getprotobyname(3XNET). Permitted values are:</p> <p>IP (Default)</p> <p>TCP</p> <p>UDP</p> |
| LIMIT | <p>Specifies the number of rows to display on the screen. Valid only for the show command.</p> <p>INTEGER: 1–100000000 (Default = 100000000).</p> <p>Note The actual maximum number of rows displayed is currently lower than 100000000 due to software limitations.</p> |

| | |
|---------------------|--|
| ORDER | <p>Specifies whether to display data on the screen in a sorted order. Valid only for the show command.</p> <p>VARCHAR(1024): 1–1024 (Default = all rows are displayed). Permitted values are any valid token that can be shown for this command. Multiple tokens can be entered by separating with a comma.</p> |
| START-ROW | <p>Specifies to begin displaying data on the screen at a specific row. Valid only for the show command.</p> <p>INTEGER: 1–100000000 (Default = 1).</p> |
| USE-PACKETCABLE-IAP | <p>Specifies whether to use IAP for PacketCable. Set this flag to N if the Cisco BTS 10200 Softswitch does not need to search for a PacketCable CALEA enabled IAP for CALEA Call Content (SII only). This flag is typically set to N in a network with no available PacketCable-compliant Intercept Access Points (IAPs).</p> <p>CHAR(1): Y/N (Default = N).</p> <p>Y—PacketCable IAPs are searched for call content.</p> <p>N—PacketCable IAPs are not searched for call content. The Cisco BTS 10200 Softswitch assumes the DF server knows where to send the wiretap request using SDP information.</p> |



PART 1

Administration, Diagnostic, Maintenance
and Operational Commands



CHAPTER 1

Administration, Diagnostic, and Maintenance Commands

Revised: July 24, 2009, OL-3743-42

This chapter describes the Administration, Diagnostic, and Maintenance (ADM) commands. With the exception of the Status Update Processor command, status and control commands do not have their own tables. They use the tokens in the applicable tables from the Call Processing chapters in this document. Tokens used in addition to the tokens from the tables in the Call Processing chapters are noted where applicable in this document.



Note

In this chapter, an asterisk preceding a token name means the token is mandatory. A token without an asterisk is optional.

Command Responses

See the *Cisco BTS 10200 Softswitch Operations and Maintenance Guide* and the *Cisco BTS 10200 Softswitch Troubleshooting Guide* for command response information,

Generic Status and Control Commands

Generic status and control commands apply to all media gateways, subscribers, trunks, trunk groups and in one specific case, system. Some sample responses, replies, and failure reasons are also listed in this section. For a complete list, see the *Cisco BTS 10200 Softswitch Operations Manual*.

Administration and Maintenance

Administration and Maintenance commands consist of commands that control or show the status of a component. The following commands are specific to, and listed under, the applicable type. Sample responses, replies, and failure reasons are also listed in this section. For a complete list, see the *Cisco BTS 10200 Softswitch Operations Manual*.

Address of Record to Subscriber Status and Control Commands

This section describes the status and control commands for the Address of Record (AOR) to Subscriber (aor2sub) table.



Caution

These commands are no longer supported in Release 4.4.1. Use the **change aor2sub** command to control an aor2sub id, and the **show aor2sub** to check the status.

Control Command

An aor2sub id must be put in service to terminate a call to a Session Initiation Protocol (SIP) subscriber.

Command Types

Control

Examples

```
control aor2sub aor-id=4692551114@prica45.ipclab.cisco.com; target-state=oos
control aor2sub aor-id=4692551114@prica45.ipclab.cisco.com; target-state=ins
```

Status Command

The status command determines the status of the dynamic contact for the particular AOR. This shows if the AOR (SIP phone subscriber) has a registered contact or not. Calls cannot be terminated to SIP subscribers if the AOR does not have a registered contact (such as an expired or freed contact).

Command Types

Status

Examples

```
status sip-reg-contact AOR-ID=4692552222@prica45.ipclab.cisco.com
```

Reply example:

```
AOR ID ->
USER ->
HOST ->
PORT -> 0
USER TYPE ->
EXPIRES ->
EXPIRETIME ->
STATUS -> FREED CONTACT

Reply : Success:
AOR ID -> 4692552222@prica45.ipclab.cisco.com
USER -> 4692552222
HOST -> 64.101.150.141
PORT -> 5062
USER TYPE -> USER_IP_TYPE
EXPIRES -> 1800
EXPIRETIME -> Wed Jun 4 11:08:33 2003

STATUS -> EXPIRED CONTACT
```

```

Reply : Success:

status sip-reg-contact AOR_ID=4692552222@prica45.ipclab.cisco.com

AOR ID -> 4692552222@prica45.ipclab.cisco.com
USER -> 4692552222
HOST -> 64.101.150.141
PORT -> 5060
USER TYPE -> USER_IP_TYPE
EXPIRES -> 3600
EXPIRETIME -> Wed Jun 4 11:37:44 2003

STATUS -> REGISTERED CONTACT

Reply : Success:

```

Aggregation Status Command

This section describes the status command for an aggregation (aggr) router. Aggregation routers are used in cable and network-based call signaling (NCS) markets. In cable markets, they are used as cable modem termination systems (CMTSs). In NCS markets, they are used as edge routers.

Command Types

Status

Examples

```

status aggr id=CMTS1

Reply Example:

Reply: Success:

AGGR ID -> CMTS1
OPER STATE -> AGGR IN Service
RESULT -> ADM configure result in success
REASON -> ADM executed successful

```

Usage Guidelines

The following list provides the AGGR operational-state values and possible responses for the command:

1. IN SERVICE
 - a. Means the TCP connection to the AGGR is up.
 - b. CLI output: AGGR IN SERVICE.
2. CONNECTING
 - a. Means the TCP connection to the AGGR is being set up.
 - b. CLI output: AGGR CONNECTING.
3. INITIALIZING
 - a. Identifies the initial state of the AGGR before a Call Agent (CA) attempts to connect to it.
 - b. CLI output: AGGR INITIALIZING (this is a transitional state, which a user may rarely see).
4. OUT OF SERVICE

- a. Means the AGGR is out of service.
- b. CLI output: AGGR OUT OF SERVICE.

Syntax Description

The following token may be used with the status command:

- WAIT (Release 4.5)—Specifies a waiting period so that previously issued provisioning commands (for example, an add command) can complete before a status, control, or equip command executes. CHAR(1): Y/N (Default = N).
 - Y—System checks whether there are any pending provisioning requests in the transaction queue issued before the status, control or equip command. The provisioning commands are allowed to execute before the status, control, or equip command is executed.
 - N—System does not check whether there are any pending provisioning requests in the transaction queue issued before the status, control or equip command. All commands execute according to their order in the transaction queue.

Destination Point Code Status Command

This section describes the status command for destination point codes (DPCs).

Command Types

Status

Examples

```
status dpc id=dpc1;
```

Syntax Description

The following token may be used with the destination point code status command:

- WAIT (Release 4.5)—Specifies a waiting period so that previously issued provisioning commands (for example, an add command) can complete before a status, control, or equip command executes. CHAR(1): Y/N (Default = N).
 - Y—System checks whether there are any pending provisioning requests in the transaction queue issued before the status, control or equip command. The provisioning commands are allowed to execute before the status, control, or equip command is executed.
 - N—System does not check whether there are any pending provisioning requests in the transaction queue issued before the status, control or equip command. All commands execute according to their order in the transaction queue.

H.323 Gateway Status and Control Command

This section describes the status and control commands for H.323 gateways.

Command Types

Status and control

Examples

```
status h323-gw id=CHINA-1;
```

Reply Example:

Reply : Success:

```
ADMIN_STATE -> ADMIN_INS
H3A PROCESS NUMBER -> 30
H3A PROCESS NAME -> H3A1
ENDPOINT ID ->
ACTIVE CALLS -> 0
RAS STATE -> CCH323_RAS_STATE_GRQ
RAS PORT -> 35881
IP ADDRESS -> 10.89.224.125
REGISTERED GATEKEEPER ID ->
PRIMARY GATEKEEPER ID ->
PRIMARY GATEKEEPER PORT -> 0
PRIMARY GATEKEEPER IP ->
H323 VERSION -> 4
TIME TO LIVE -> 0
NUM ALT GATEKEEPERS -> 0
ALT GATEKEEPER PERMANENT -> TRUE
THRESHOLD_ENABLED -> FALSE
OUT_OF_RESOURCES -> FALSE
ALT GATEKEEPER LIST ->
```

```
control h323-gw id=CHINA_1; target-state=INS;
```

Reply Example:

Reply : Failure:

```
INITIAL STATE -> ADMIN_INS
REQUEST STATE -> ADMIN_INS
RESULT STATE -> ADMIN_INS
FAIL REASON -> ADM entity in desired state
REASON -> ADM is in request state
RESULT -> ADM configure result in warning
H323GW ID -> CHINA_1
```

Syntax Description

The following token may be used with the H.323 status and control commands:

- **WAIT** (Release 4.5)—Specifies a waiting period so that previously issued provisioning commands (for example, an add command) can complete before a status, control, or equip command executes. **CHAR(1):** Y/N (Default = N).
 - **Y**—System checks whether there are any pending provisioning requests in the transaction queue issued before the status, control or equip command. The provisioning commands are allowed to execute before the status, control, or equip command is executed.
 - **N**—System does not check whether there are any pending provisioning requests in the transaction queue issued before the status, control or equip command. All commands execute according to their order in the transaction queue.

Media Gateway Status and Control Commands

This section describes the status and control commands for media gateways.

Command Types Status and control

Examples

```
status mgw id=c5400_197;

Reply Example:

Reply : Success:

MGW ID -> c5400_197
RESULT -> ADM configure result in success
REASON -> ADM executed successful
ADMIN STATE -> ADMIN_INS
OPER STATE -> Media gateway in working status
```

Table 1-1 lists the administrative states the system can return.

Table 1-1 Returnable Administrative States

| State | Definition |
|---------------------|------------------------------------|
| ADMIN-INS | In Service. |
| ADMIN-OOS | Out of Service. |
| ADMIN-MAINT | Maintenance Mode. |
| ADMIN-OOS-PENDING | Transitioning to Out of Service. |
| ADMIN-MAINT-PENDING | Transitioning to Maintenance Mode. |

The following command shows how to control a media gateway in service. Modes can be either forced or graceful. Forced tears down all calls immediately; graceful allows calls in progress to complete before teardown.

```
control mgw id=c5400_162; mode=forced; target-state=INS;
```

```
Reply Example:

Reply : Success: CLI change successful

MGW ID -> c5400_162
INITIAL STATE -> ADMIN_OOS
REQUEST STATE -> ADMIN_INS
RESULT STATE -> ADMIN_INS
FAIL REASON -> ADM found no failure
REASON -> ADM executed successful
RESULT -> ADM configure result in success
```

Syntax Description The following token may be used with the media gateway status command:

- THROTTLE—Internal token used only by programs. CHAR(1): Y / N (Default = N).



Caution

Setting this token to Y results in “Reply : Success” as the output. All other output is suppressed.

- Y—Throttle output and suppress the results for internal programs to use.
- N—Do not throttle output and display results as normal.

The following token may be used with the media gateway status and control commands:

- **WAIT (Release 4.5)**—Specifies a waiting period so that previously issued provisioning commands (for example, an add command) can complete before a status, control, or equip command executes. CHAR(1): Y/N (Default = N).
 - **Y**—System checks whether there are any pending provisioning requests in the transaction queue issued before the status, control or equip command. The provisioning commands are allowed to execute before the status, control, or equip command is executed.
 - **N**—System does not check whether there are any pending provisioning requests in the transaction queue issued before the status, control or equip command. All commands execute according to their order in the transaction queue.

Signaling Gateway Get and Set Trace Commands

This section details the set-trace and get-trace commands for the Signaling Gateway table. The get-trace command retrieves trace information for the Signaling Gateway table. The set-trace command sets what trace information to log for the Signaling Gateway table.

Command Types

get-trace and set-trace

Examples

```
get-trace sg id=sg1;
set-trace sg id=sg1;
```

Syntax Description

The following tokens are used with the get-trace and set-trace commands:

- **ID**—The Signaling Gateway id. VARCHAR(16): 1-16 ASCII characters. Mandatory.
- **PLATFORM ID**—Platform ID (must be a valid Call Agent or Feature Server ID). VARCHAR(16): 1-16 ASCII characters. Optional.

The following tokens may be used with the set-trace command:

- **TRACE-DPC-STATE**—DBM only. The DPC trace state. CHAR(1): Y/N (Default = N). Optional.
- **TRACE-ERR**—DBM only. The trace error. CHAR(1): Y/N (Default = N). Optional.
- **TRACE-ERRIND**—DBM only. The trace error indicator. CHAR(1): Y/N (Default = N). Optional.
- **TRACE-SG-STATE**—DBM only. The signaling gateway trace state. CHAR(1): Y/N (Default = N). Optional.

Signaling Gateway Process Status, Get-Trace and Set Trace Commands

This section details the status, set-trace, and get-trace commands for the Signaling Gateway Process table.

Status Command

The SGP status command returns the state of the SGP.

Command Types

Status

Examples

```
status sgp id=sgp1;
```

Syntax Description

The following token may be used with the status command:

- **WAIT** (Release 4.5)—Specifies a waiting period so that previously issued provisioning commands (for example, an add command) can complete before a status, control, or equip command executes. CHAR(1): Y/N (Default = N).
 - **Y**—System checks whether there are any pending provisioning requests in the transaction queue issued before the status, control or equip command. The provisioning commands are allowed to execute before the status, control, or equip command is executed.
 - **N**—System does not check whether there are any pending provisioning requests in the transaction queue issued before the status, control or equip command. All commands execute according to their order in the transaction queue.

Get Trace and Set Trace Commands

The get-trace command retrieves trace information for the Signaling Gateway Process table. The set-trace command sets what trace information to log for the Signaling Gateway Process table.

Command Types

Get-trace and set-trace

Examples

```
get-trace sgp id=sgp1;  
set-trace sgp id=sgp1; trace-err=Y;
```

Syntax Description

The following tokens may be used with the get-trace and set-trace commands:

- **ID**—Unique signaling gateway process identifier. VARCHAR(16): 1–16 ASCII characters. Mandatory.
- **SG-ID**—Unique signaling gateway identifier. VARCHAR(16): Y/N (Default = N). Mandatory.
- **TRACE-SCTP**—CHAR(1): Y/N (Default = N).
- **TRACE-PAK**—CHAR(1): Y/N (Default = N).
- **TRACE-HB**—CHAR(1): Y/N (Default = N).
- **TRACE-ERR**—The SGP trace error. CHAR(1): Y/N (Default = N).
- **TRACE-ERRIND**—The SGP trace error indicator. CHAR(1): Y/N (Default = N).

Session Initiation Protocol Registration Status

The Session Initiation Protocol Registration Check command checks the AOR status of a SIP subscriber.

Command Types Status

Examples `status sip-reg-contact;`

Signaling System 7 Trace Command

The Signaling System 7 (SS7) trace command performs a trace of a CIC for a specific trunk.

Command Types Start and Stop

Examples `start ss7-trace cic=1-2; tgn-id=1; file-prefix=tgn-1;`
`stop ss7-trace tgn-id=1; file-name=tgn-1_20030826110057;`

Upon successful completion of this command a trace file name is returned. Trace file name has the format <file-prefix>-<time stamp>. Traces files are stored in /opt/OptiCall/CA146/mdltrace directory.

Traces can be started by specifying the time duration for which they can be active. By default all traces are active for 10 minutes.

Upon successful completion of this command a trace file name is returned. The trace file name format is <file-prefix>_<time stamp>. Trace report files are stored in /opt/OptiCall/CA146/mdltrace directory. Trace files must be converted using the mtv.sh script:

```
cd /opt/OptiCall/CA146/bin ./mtv.sh <trace-file-name>_<timestamp>.btr
```

See the *Cisco BTS 10200 Softswitch Operations and Maintenance Guide* for more information on using the mtv.sh script.

Status Update Processor Command

The Status Update Processor (SUP) Configuration (sup-config) table stores configurable values used by the SUP process to poll various components on the CA/FS. Each value is used to modify the SUP so that the collection of statuses is least intrusive depending on the size of the Softswitch (number of media gateways, trunk groups, and terminations). Most of the values are used for performance tuning.


Note

This table is initially provisioned with default values at installation. During upgrades the values in these tables are not maintained.

Table Name: SUP-CONFIG

Table Containment Area: OAMP

Command Types Show and change

Examples

```
show sup-config
```

```
change sup-config type= refresh-rate; value=600
```

Usage Guidelines

Primary Key Token(s): type

Change Rules: None

Syntax Description

The following tokens may be used for the status update processor command:

- **WAIT** (Release 4.5)—Specifies a waiting period so that previously issued provisioning commands (for example, an add command) can complete before a status, control, or equip command executes. CHAR(1): Y/N (Default = N).
 - **Y**—System checks whether there are any pending provisioning requests in the transaction queue issued before the status, control or equip command. The provisioning commands are allowed to execute before the status, control, or equip command is executed.
 - **N**—System does not check whether there are any pending provisioning requests in the transaction queue issued before the status, control or equip command. All commands execute according to their order in the transaction queue.
- **TYPE**—Identifies the configurable property of the SUP process to change or show. VARCHAR: 1–64 ASCII characters. Mandatory. Permitted values are:
 - **REFRESH-RATE**—Specifies the interval in seconds between each collection period in seconds. The value must be greater than 30 seconds.
 - **PRIORITY**—Specifies the inner priority of the Collection Thread. The value can range from 1 to 10 and the default value is 5. Modifying this value has a minor effect in changing the CPU utilization of the SUP.
 - **SUBTERM-MGW-BLOCK**—Specifies the block of subterms within a gateway to retrieve and update at a time. Default value is 5 subterm blocks at a time.
 - **SUBTERM-BLOCK-PAUSE**—Specifies the time in milliseconds to pause between each subterm block from each subterm-mgw-block retrieved. The default value is 9000 milliseconds (9 seconds).
 - **SUBTERM-STATUS-PAUSE**—Specifies the time in milliseconds to pause between each bulk subterm status command. The default value is 0 milliseconds.
 - **TRUNKTERM-TG-BLOCK**—Specifies the block of trunk terms within a trunk group to retrieve and update at a time. Default value is 5 trunk term blocks at a time.
 - **TRUNKTERM-BLOCK-PAUSE**—Specifies the time in milliseconds to pause between each trunk term block for each trunkterm-tg-block retrieved. The default value is 9000 milliseconds (9 seconds).
 - **TRUNKTERM-STATUS-PAUSE**—Specifies the time in milliseconds to pause between each bulk trunk term status command. The default value is 0 milliseconds.
 - **TRUNKTERM-RANGE-BLOCK**—Specifies the range of CICs to retrieve on each bulk trunk term status. The default value is 1000 CICs per query.
 - **TRUNKTERM-RANGE-PAUSE**—Specifies the time in milliseconds to pause between each block of the trunkterm-range-block retrieved. The default value is 20000 milliseconds (20 seconds).

- **VALUE**—Identifies the values of the configurable property specified in the **TYPE** token.
VARCHAR: 1–64 ASCII characters. Optional.

Stream Control Transmission Protocol Association Control and Status Commands

This section details the status and control commands for the Stream Control Transmission Protocol (SCTP) Association table. Use the control command to control an SCTP out of service. The status command checks the status of an SCTP association.

Command Types Control and status

Examples

```
control sctp-assoc id=sctpassoc1; target-state=OOS
status sctp-assoc id=sctpassoc1;
```

Syntax Description The following tokens may be used with the SCTP status and control commands:

- **WAIT** (Release 4.5)—Specifies a waiting period so that previously issued provisioning commands (for example, an add command) can complete before a status, control, or equip command executes.
CHAR(1): Y/N (Default = N).
 - **Y**—System checks whether there are any pending provisioning requests in the transaction queue issued before the status, control or equip command. The provisioning commands are allowed to execute before the status, control, or equip command is executed.
 - **N**—System does not check whether there are any pending provisioning requests in the transaction queue issued before the status, control or equip command. All commands execute according to their order in the transaction queue.
- **MODE**—Specifies the control mode. **VARCHAR(6)**: 1–6 ASCII characters. The only permitted value is **FORCED**.
 - **Forced**—immediately tears down all calls.

Trunk Group Status and Control Commands

This section describes the status and control commands for trunk groups.

Command Types Status and control

Examples The following command shows how to display the status of one trunk group id:

```
status trunk-grp id=2;
```

Reply Example:

```

RESULT -> ADM configure result in success
REASON -> ADM executed successful
ADMIN STATE -> ADMIN_INS
OPER STATE -> Trunk group in-service
TGN ID -> 2

```

Table 1-2 lists the administrative states the system can return.

Table 1-2 Returnable Administrative States

| State | Definition |
|---------------------|------------------------------------|
| ADMIN-INS | In Service. |
| ADMIN-OOS | Out of Service. |
| ADMIN-MAINT | Maintenance Mode. |
| ADMIN-OOS-Pending | Transitioning to Out of Service. |
| ADMIN-MAINT-Pending | Transitioning to Maintenance Mode. |
| ACL | Congestion is at level 1. |
| ACL | Congestion is at level 2. |
| ACL | Congestion is at level 3. |
| TFC | Congestion is at level 1. |
| TFC | Congestion is at level 2. |
| TFC | Congestion is at level 3. |

See the *Cisco BTS 10200 Softswitch Operations and Maintenance Guide* for returnable operating states.

Examples

The following command shows how to control one trunk group id:

```
control trunk-grp tgn-id=2; mode=forced; target-state=INS;
```

Reply Example:

```

Reply : Success: CLI change successful

INITIAL STATE -> ADMIN_OOS
REQUEST STATE -> ADMIN_INS
RESULT STATE -> ADMIN_INS
FAIL REASON -> ADM found no failure
REASON -> ADM executed successful
RESULT -> ADM configure result in success
TGN ID -> 2

```



Caution

To control an ISDN trunk in-service, the media gateway must be in-service.

Usage Guidelines

The administrative target-state MAINT is for ISDN trunk groups only.

Syntax Description

The following token may be used with the trunk group commands:

- THROTTLE—Internal token used only by programs. CHAR(1): Y / N (Default = N).

**Caution**

Setting this token to Y results in “Reply : Success” as the output. All other output is suppressed.

- Y—Throttle output and suppress the results for internal programs to use.
- N—Do not throttle output and display results as normal.

The following tokens may be used with the trunk group status and control commands:

- WAIT (Release 4.5)—Specifies a waiting period so that previously issued provisioning commands (for example, an add command) can complete before a status, control, or equip command executes. CHAR(1): Y/N (Default = N).
 - Y—System checks whether there are any pending provisioning requests in the transaction queue issued before the status, control or equip command. The provisioning commands are allowed to execute before the status, control, or equip command is executed.
 - N—System does not check whether there are any pending provisioning requests in the transaction queue issued before the status, control or equip command. All commands execute according to their order in the transaction queue.
- MODE—Valid for the control command. Specifies whether shutdown is graceful or forced. VARCHAR(8): 1–8 ASCII characters. Permitted values are:
 - GRACEFUL—Allow applicable processes and components to complete all activity before shutting down.
 - FORCED—All applicable processes and components terminate immediately, including calls.

Subscriber Termination Commands

This section describes the status and control commands for subscriber terminations. Either a range of subscribers can be specified (using *@mgw-id for the ID parameter), or a single subscriber can be specified (for example: sub-ctx1@Cisco.com).

Status Command

This section describes the subscriber termination status command.

Command Types

Status

Examples

The following command shows how to display the status for one subscriber termination:

```
status subscriber-termination id=ubr204_1;
```

Reply Example:

```
RESULT -> ADM configure result in success
REASON -> ADM executed successful
ADMIN STATE -> ADMIN_INS
OPER STATE -> Termination is idle
SUBSCRIBER ID -> ubr204_1
FAULT REASON -> No fault reason available
```

Table 1-3 lists the administrative states the system can return.

Table 1-3 Returnable Administrative States

| State | Definition |
|---------------------|------------------------------------|
| ADMIN-UEQP | Unequipped. |
| ADMIN-INS | In Service. |
| ADMIN-OOS | Out of Service. |
| ADMIN-MAINT | Maintenance Mode. |
| ADMIN-OOS-Pending | Transitioning to Out of Service. |
| ADMIN-MAINT-Pending | Transitioning to Maintenance Mode. |

Show the status for all subscriber terminations on a particular gateway using the following command:

```
status subscriber-termination id=@ubr235;
```

Reply Example:

```
SUBSCRIBER DN -> ubr235_1
ADMIN STATE -> ADMIN_UEQP
OPER STATE -> Termination is unequipped
REASON -> ADM executed successful
RESULT -> ADM configure result in success
FAULT REASON -> No fault reason available
```

```
SUBSCRIBER DN -> ubr235_2
ADMIN STATE -> ADMIN_UEQP
OPER STATE -> Termination is unequipped
REASON -> ADM executed successful
RESULT -> ADM configure result in success
FAULT REASON -> No fault reason available
```

Reply : Success:

Syntax Description

The following token may be used with the subscriber termination status command:

- THROTTLE—Internal token used only by programs. CHAR(1): Y / N (Default = N).



Caution

Setting this token to Y results in “Reply : Success” as the output. All other output is suppressed.

- Y—Throttle output and suppress the results for internal programs to use.
- N—Do not throttle output and display results as normal.

The following tokens may be used with the subscriber termination status command:

- WAIT (Release 4.5)—Specifies a waiting period so that previously issued provisioning commands (for example, an add command) can complete before a status, control, or equip command executes. CHAR(1): Y/N (Default = N).
 - Y—System checks whether there are any pending provisioning requests in the transaction queue issued before the status, control or equip command. The provisioning commands are allowed to execute before the status, control, or equip command is executed.

- N—System does not check whether there are any pending provisioning requests in the transaction queue issued before the status, control or equip command. All commands execute according to their order in the transaction queue.
- OPER-STATE—Operating state. Expands the range of useful information returned by the status subscriber-termination command. Permitted values are:
 - FA—Faulty
 - NF—Not faulty
 - IDLE—Termination idle
 - LBLK—Trunk local blocked
 - RBLK—Trunk remote blocked
 - ACTIVE—Termination active
 - DOWN—Termination down
 - TERM-FA—Termination fault
 - TEMP-DOWN—Termination temporarily down
 - UNREACH—Termination unreachable
 - INT-MAINT—Termination internal maintenance
 - UEQP—Termination unequipped
 - ALL—All states, same as executing command without oper-state token



Note The values for the oper-state token are not the same as the operational status responses returned for the command.

The following command example returns only those subscriber terminations that are FA (if any):

```
status subscriber-termination id=*@ubr235; oper-state=FA;
```

- SOURCE—Source. The source token specifies whether to query the Call Agent or the EMS for status information. It is an optional token. Permitted values are:
 - EMS (Default)—Query the local EMS database for most current status.
 - AGENT—Query the remote Call Agent database for most current status.

The following command example returns the current status of the Call Agent:

```
status subscriber-termination id=*@ubr235; source=AGENT;
```

Control Command

This section describes how to control subscriber-terminations on a particular gateway. To control a subscriber termination to the unequipped or equipped state, use the equip or unequip commands.

Command Types

Control

Examples

```
control subscriber-termination id=*@c3810_167; mode=forced; target-state=INS;
```

Reply Example:

```
Reply : Success: CLI change successful

ID -> c3810_167
REQUEST STATE -> ADMIN_INS
RESULT STATE -> ADMIN_INS
FAIL REASON -> ADM found no failure
REASON -> ADM executed successful
RESULT -> ADM configure result in success
```

Control all subscriber-terminations on a particular gateway using the following command:

```
control subscriber-termination id=*@ubr235; mode=forced; target-state=MAINT
```

Reply Example:

```
Reply : Success: CLI change successful

ID -> ubr235
REASON -> ADM executed successful
RESULT -> ADM configure result in success
REQUEST STATE -> ADMIN_MAINT
RESULT STATE -> ADMIN_MAINT
FAIL REASON -> ADM found no failure
```

Syntax Description

The following tokens may be used with the subscriber termination control command:

- **WAIT (Release 4.5)**—Specifies a waiting period so that previously issued provisioning commands (for example, an add command) can complete before a status, control, or equip command executes.
CHAR(1): Y/N (Default = N).
 - **Y**—System checks whether there are any pending provisioning requests in the transaction queue issued before the status, control or equip command. The provisioning commands are allowed to execute before the status, control, or equip command is executed.
 - **N**—System does not check whether there are any pending provisioning requests in the transaction queue issued before the status, control or equip command. All commands execute according to their order in the transaction queue.

Equip Command

The equip command changes the administrative state of terminations that are in the UEQP state to OOS state. It ignores the terminations in the states INS, MAINT, or OOS.

Use the equip command or the control trunk-grp command to change the termination state for a subscriber to an ISDN trunk. The control trunk-grp command changes all trunks in the specified trunk group to the specified state. For trunk types other than ISDN, use the equip command to set the subscriber termination state. Thereafter, to change the termination state, use the control command.

A subscriber termination state must set to unequipped before it can be deleted.

You cannot use the control command to change a termination state to UEQP. Furthermore, you cannot use the control command to change the state of any subscriber termination that is already in the UEQP state.

For example, consider a case in which 24 CICs in a trunk group are in the following initial states:

- CICs 1–10 in OOS state

- CICs 11–15 in UEQP state
- CICs 16–24 in MAINT state

For this case, issuing the control, equip, or unequip commands would affect the initial state of the CICs as follows:

- If a control command is used with target-state = ins, the final states of all the CICs are:
 - CICs 1–10 in INS state
 - CICs 11–15 in UEQP state
 - CICs 16–24 in INS state
- If an equip command is applied to the CICs in the initial states, the final states of all the CICs are:
 - CICs 1–10 in OOS state
 - CICs 11–15 in OOS state
 - CICs 16–24 in MAINT state
- If an unequip command is applied to the CICs in the initial states, the final states of the CICs are:
 - CICs 1–10 in UEQP state
 - CICs 11–15 in UEQP state
 - CICs 16–24 in MAINT state

Command Types

Equip

Examples

```
equip subscriber-termination id=97_8@ipclab.cisco.com;
```

Reply Example:

```
Reply : Success: CLI change successful
```

```
ID -> Subscriber ID -> 97_8@ipclab.cisco.com
REASON -> ADM executed successful
RESULT -> ADM configure result in success
FAIL REASON -> ADM found no failure
```

Syntax Description

The following token may be used with the equip command:

- **WAIT** (Release 4.5)—Specifies a waiting period so that previously issued provisioning commands (for example, an add command) can complete before a status, control, or equip command executes. CHAR(1): Y/N (Default = N).
 - **Y**—System checks whether there are any pending provisioning requests in the transaction queue issued before the status, control or equip command. The provisioning commands are allowed to execute before the status, control, or equip command is executed.
 - **N**—System does not check whether there are any pending provisioning requests in the transaction queue issued before the status, control or equip command. All commands execute according to their order in the transaction queue.

Unequip Command

The `unequip` command changes the administrative state of subscriber terminations that are in OOS state into UEQP state. It ignores the terminations in the states: INS, MAINT, or UEQP.

Command Types

Unequip

Examples

```
unequip subscriber-termination id=97_8@ipclab.cisco.com;
```

Reply Example:

```
Reply : Success: CLI change successful
```

```
ID -> Subscriber ID -> 97_8@ipclab.cisco.com
REASON -> ADM executed successful
RESULT -> ADM configure result in success
FAIL REASON -> ADM found no failure
FAIL REASON -> ADM found no failure
```

Subsystem Status and Control Commands

This section describes the status and control commands for the Subsystem table. Use the status command to display the state of a subsystem. Use the control command to control a subsystem out of service in forced mode.

Command Types

Status and control

Examples

```
status subsystem id=SSN1;
control subsystem id=SSN1; OPC-ID=dallas-pc; target-state=OOS; mode=FORCED;
```

Syntax Description

The following token may be used with the subsystem status and control commands:

- **WAIT** (Release 4.5)—Specifies a waiting period so that previously issued provisioning commands (for example, an add command) can complete before a status, control, or equip command executes. **CHAR(1): Y/N** (Default = N).
 - **Y**—System checks whether there are any pending provisioning requests in the transaction queue issued before the status, control or equip command. The provisioning commands are allowed to execute before the status, control, or equip command is executed.
 - **N**—System does not check whether there are any pending provisioning requests in the transaction queue issued before the status, control or equip command. All commands execute according to their order in the transaction queue.

Subsystem Group Status and Control Commands (Release 4.5)

This section describes the status and control commands for the Subsystem Group table. Use the status command to display the state of a subsystem group. Use the control command to control a subsystem out of service in forced mode.

Command Types

Status and control

Examples

```
status subsystem-grp id=CNAM
```

The following command controls one system-OPC combination out of service:

```
control subsystem-grp id=SSN1; OPC-ID=dallas-pc; target-state=OOS; mode=FORCED;
```



Note

If you have controlled one system in a group OOS, and the group is controlled OOS then back to INS, all subsystems (including the one system originally controlled OOS) are returned to INS.

The following command controls all subsystem-OPC combinations out-of-service. If a subsystem-OPC combination is taken out-of-service individually, the state of the subsystem group is in-service while individual members of the group are out-of-service.

```
control subsystem-grp id=CNAM; mode=forced; target_state=UOS;
```

Syntax Description

The following token may be used with the subsystem group status and control commands:

- WAIT (Release 4.5)—Specifies a waiting period so that previously issued provisioning commands (for example, an add command) can complete before a status, control, or equip command executes. CHAR(1): Y/N (Default = N).
 - Y—System checks whether there are any pending provisioning requests in the transaction queue issued before the status, control or equip command. The provisioning commands are allowed to execute before the status, control, or equip command is executed.
 - N—System does not check whether there are any pending provisioning requests in the transaction queue issued before the status, control or equip command. All commands execute according to their order in the transaction queue.

Trunk Termination Status and Control Commands

This section describes the status and control commands for trunk terminations. Either a range (for example, cic=1–24;) or a single value (for example, cic=1;) for the CIC parameter can be specified for the status and control of trunk terminations.

Status Command

This command can be executed for one CIC (for example, cic=1;), a range of CICs (for example, cic=1–12;) or for all CICs (cic=all;).

Command Types

Status

Examples

```
status trunk-termination tgn-id=2; cic=8;
```

Reply Example:

Reply : Success:

```
RESULT -> ADM configure result in success
REASON -> ADM executed successful
TGN ID -> 2
CIC -> 8
TERM ADMIN STATE -> ADMIN_INS
TERM OPER STATE -> Termination is idle
TERM REASON -> No fault reason available
TRUNK STATIC STATE -> ACTV
TRUNK DYNAMIC STATE -> TRNS
TRUNK REASON -> NON_FAULTY
```

The following command returns only those trunk terminations that are in administrative state OOS (if any), and operating state IDLE (if any):

```
status trunk-termination tgn-id=12; cic=1-1000; admin-state=OOS; oper-state=idle
```

[Table 1-4](#) lists the administrative states the system can return for the *term admin state* response.

Table 1-4 Returnable Administrative States

| State | Definition |
|---------------------|------------------------------------|
| ADMIN-UNEQP | Unequipped. |
| ADMIN-INS | In Service. |
| ADMIN-OOS | Out of Service. |
| ADMIN-MAINT | Maintenance Mode. |
| ADMIN-OOS-Pending | Transitioning to Out of Service. |
| ADMIN-MAINT-Pending | Transitioning to Maintenance Mode. |
| ADMIN-NULL | Resource does not exist. |

Syntax Description

The following tokens may be used with the trunk termination status command:

- Administrative State (admin-state). Permitted values are:
 - UEQP: Unequipped; resource is not commissioned. Resource not registered.
 - OOS: Termination was manually controlled out of service.
 - INS: Termination was manually controlled in service, but operationally may be available or unavailable.
 - OOS-PENDING: Termination was manually controlled out of service with mode graceful, termination is still involved in a call.
 - MAINT: Termination in maintenance mode, can run diagnostic commands.
 - MAINT-PENDING: Termination was manually controlled to MAINT state, but termination is still involved in call.

- ALL: Return all possible states.
- WAIT (Release 4.5)—Specifies a waiting period so that previously issued provisioning commands (for example, an add command) can complete before a status, control, or equip command executes. Permitted values are:
 - Y—System checks whether there are any pending provisioning requests in the transaction queue issued before the status, control or equip command. The provisioning commands are allowed to execute before the status, control, or equip command is executed.
 - N (Default)—System does not check whether there are any pending provisioning requests in the transaction queue issued before the status, control or equip command. All commands execute according to their order in the transaction queue.

The following token may be used with the trunk termination status command:

- THROTTLE—Internal token used only by programs. CHAR(1): Y / N (Default = N).



Caution

Setting this token to Y results in “Reply : Success” as the output. All other output is suppressed.

- Y—Throttle output and suppress the results for internal programs to use.
- N—Do not throttle output and display results as normal.
- Operating State (oper-state). Valid values are:
 - FA—Includes FAULTY, UNREACH, TEMP-DOWN, and DOWN.
 - FAULTY—The MGCP endpoint returned a permanent error code.
 - UNREACH—The MGCP endpoint was declared as not reachable. This indicates gateway connectivity problems.
 - TEMP-DOWN—The MGCP endpoint is temporarily down.
 - DOWN—MGCP endpoint is down because GW termination has sent RSIP-down message.
 - NF—Includes INT-MAINT, IDLE, BUSY, and ACTIVE.
 - INT-MAINT—Internal error recovery is in progress.
 - IDLE—Termination is not involved in a call, but is available.
 - BUSY—Termination is involved in transient call.
 - ACTIVE—Termination is involved in stable call.
 - UEQP—Termination is not equipped.
 - ALL—Returns all possible operational states.

The following command example returns only those trunk terminations that are FA (if any):

```
status trunk-termination tgn-id=12; cic=ALL; oper-state=FA;
```

- Static State (static-state). Valid values are:
 - UEQP—Unequipped resource is not commissioned. Resource is not registered.
 - LBLK—Termination is locally blocked: either manually taken OOS/MAINT (block reason can be MANUAL-OOS, MAINT-OOS), or automatically went out of service (see block-reason: TERM-FAULT, SIG-FAULT).
 - RBLK—Termination is remotely blocked (blocked by remote side).
 - ACTV—Available.

- All—Returns all possible static states.

The following command example returns only those terminations that are locally blocked (if any):

```
status trunk-termination tgn-id=101; cic=1-24; static-state=lblk;l
```

- Dynamic State (dynamic-state). Valid values are:
 - IBSY—Trunk-termination is involved in an incoming active call.
 - OBSY—Trunk-termination is involved in an outgoing active call.
 - TRNS—Transient maintenance state (sent maintenance signaling message and waiting for response).
 - IDLE—Termination is not involved in a call.
 - IBSY-TRNS—Termination is involved in a transient call (for example, waiting to send first backward signaling message, such as ACM/ALERTING).
 - OBSY-TRNS—Termination is involved in a transient call (for example, waiting to receive first backward signaling message, such as ACM/ALERTING).
 - ALL—All possible dynamic states.

The following command example returns only those terminations that are idle (if any):

```
status trunk-termination tgn-id=101; cic=1-24; dynamic-state=idle;
```

- Off-normal State (off-normal). Valid values are:
 - Yes—Return all terminations in off-normal state.
 - No—Return all terminations in normal state.

The following command example returns only those terminations in an off-normal state (if any):

```
status trunk-termination tgn-id=101; cic=1-24; off-normal=yes;
```

A termination is in an off-normal state when it is *not* in one of the state combinations shown in [Table 1-5](#).

- Source (source)—specifies whether to query the Call Agent or the EMS, for status information. It is an optional token. Valid values are:
 - EMS (Default)—Query the local EMS database for the most current status.
 - AGENT—Query the remote Call Agent database for the most current status.

The following command example returns the current status of the Call Agent:

```
status trunk-termination tgn-id=101; cic=1-24; source=AGENT;
```

Table 1-5 Valid Normal Trunk Termination States

| State/Token | ADMIN-STATE | OPER-STATE | STATIC-STATE | DYNAMIC-STATE |
|-----------------|-------------|------------|--------------|---------------|
| UNEQP | UNEQP | ANY | UEQP | IDLE |
| MANUALLY OOS | OOS | ANY | LBLK | IDLE |
| MANUALLY MAIN | MAINT | IDLE | LBLK | IDLE |
| IDLE | INS | IDLE | ACTV | IDLE |
| ACTIVE INCOMING | INS | IDLE | ACTV | IDLE |
| ACTIVE OUTGOING | INS | ACTIVE | ACTV | OBSY |

Table 1-5 Valid Normal Trunk Termination States (continued)

| State/Token | ADMIN-STATE | OPER-STATE | STATIC-STATE | DYNAMIC-STATE |
|--------------------|-------------|------------|--------------|---------------|
| TRANSIENT INCOMING | INS | ACTIVE | ACTV | IBY-TRNS |
| TRANSIENT OUTGOING | INS | BUSY | ACTV | OBSY-TRNS |

The following command example (**status tt**) returns current status in a tabular format.

```
status tt tgn-id=994; cic=all
```

Reply Example (column headings will not appear on screen):

| TGN ID | CIC | ADMIN STATE | OPER STATE | STATIC STATE | DYNAMIC STATE | REASON |
|--------|-----|-------------|------------------|--------------|---------------|------------|
| 994 | 1 | ADMIN_INS | TERM_ACTIVE_IDLE | ACTV | IDLE | NON_FAULTY |
| 994 | 2 | ADMIN_INS | TERM_ACTIVE_IDLE | ACTV | IDLE | NON_FAULTY |
| 994 | 3 | ADMIN_INS | TERM_ACTIVE_IDLE | ACTV | IDLE | NON_FAULTY |
| 994 | 4 | ADMIN_INS | TERM_ACTIVE_IDLE | ACTV | IDLE | NON_FAULTY |
| 994 | 5 | ADMIN_INS | TERM_ACTIVE_IDLE | ACTV | IDLE | NON_FAULTY |
| 994 | 6 | ADMIN_INS | TERM_ACTIVE_IDLE | ACTV | IDLE | NON_FAULTY |
| 994 | 7 | ADMIN_INS | TERM_ACTIVE_IDLE | ACTV | IDLE | NON_FAULTY |
| 994 | 8 | ADMIN_INS | TERM_ACTIVE_IDLE | ACTV | IDLE | NON_FAULTY |
| 994 | 9 | ADMIN_INS | TERM_ACTIVE_IDLE | ACTV | IDLE | NON_FAULTY |
| 994 | 10 | ADMIN_INS | TERM_ACTIVE_IDLE | ACTV | IDLE | NON_FAULTY |
| 994 | 11 | ADMIN_INS | TERM_ACTIVE_IDLE | ACTV | IDLE | NON_FAULTY |
| 994 | 12 | ADMIN_INS | TERM_ACTIVE_IDLE | ACTV | IDLE | NON_FAULTY |
| 994 | 13 | ADMIN_INS | TERM_ACTIVE_IDLE | ACTV | IDLE | NON_FAULTY |
| 994 | 14 | ADMIN_INS | TERM_ACTIVE_IDLE | ACTV | IDLE | NON_FAULTY |
| 994 | 15 | ADMIN_INS | TERM_ACTIVE_IDLE | ACTV | IDLE | NON_FAULTY |
| 994 | 16 | ADMIN_INS | TERM_ACTIVE_IDLE | ACTV | IDLE | NON_FAULTY |
| 994 | 17 | ADMIN_INS | TERM_ACTIVE_IDLE | ACTV | IDLE | NON_FAULTY |
| 994 | 18 | ADMIN_INS | TERM_ACTIVE_IDLE | ACTV | IDLE | NON_FAULTY |
| 994 | 19 | ADMIN_INS | TERM_ACTIVE_IDLE | ACTV | IDLE | NON_FAULTY |
| 994 | 20 | ADMIN_INS | TERM_ACTIVE_IDLE | ACTV | IDLE | NON_FAULTY |
| 994 | 21 | ADMIN_INS | TERM_ACTIVE_IDLE | ACTV | IDLE | NON_FAULTY |
| 994 | 22 | ADMIN_INS | TERM_ACTIVE_IDLE | ACTV | IDLE | NON_FAULTY |
| 994 | 23 | ADMIN_INS | TERM_ACTIVE_IDLE | ACTV | IDLE | NON_FAULTY |
| 994 | 24 | ADMIN_INS | TERM_ACTIVE_IDLE | ACTV | IDLE | NON_FAULTY |

Reply : Success:

Control Command

This section describes how to control a trunk termination.

Command Types

Control

Examples

The following command controls one trunk termination into OOS.

```
control trunk-termination tgn-id=22; cic=1; target-state=OOS; mode=forced;
```

Reply Example:

Reply : Success: CLI change successful

```
TGN ID -> 22
REASON -> ADM executed successful
RESULT -> ADM configure result in success
CIC START -> 1
CIC END -> 1
FAIL REASON -> ADM found no failure
REQUEST STATE -> ADMIN_OOS
RESULT STATE -> ADMIN_OOS
```

The following command controls all trunk terminations for a particular CIC or group of CICs to OOS:

```
control trunk-termination tgn-id=17; cic=1-23; target-state=oos; mode=forced;
```

Reply Example:

```
Reply: Request was successful.
REPLY=CONFIGURATION COMMAND EXECUTED ISDN-TRUNK-GROUP -> 17
INIT STATE -> ADMIN-OOS
FINAL STATE -> ADMIN-OOS
```

Syntax Description

The following token may be used with the trunk termination control command:

- **WAIT** (Release 4.5)—Specifies a waiting period so that previously issued provisioning commands (for example, an add command) can complete before a status, control, or equip command executes. **CHAR(1):** Y/N (Default = N).
 - **Y**—System checks whether there are any pending provisioning requests in the transaction queue issued before the status, control or equip command. The provisioning commands are allowed to execute before the status, control, or equip command is executed.
 - **N**—System does not check whether there are any pending provisioning requests in the transaction queue issued before the status, control or equip command. All commands execute according to their order in the transaction queue.

Reset Command

This command clears all manual and blocked states as well as any active/transient calls on a trunk termination, with the exception of SS7 trunk terminations. It brings a trunk into INS mode.

Required Parameters:

- **tgn-id:** The trunk group ID to be reset (a number).
- **CIC:** Circuit Identification Code (CIC) to be reset. All, a range, or only one CIC can be reset.

Examples

The following command resets a single CIC:

```
reset trunk-termination tgn-id=22; cic=1
```

Reply Example:

Reply : Success:


```
TGN ID -> 13
REASON -> ADM executed successful
RESULT -> ADM configure result in success
CIC START -> 1
CIC END -> 24
FAIL REASON -> ADM found no failure
```

The following command resets a range of CICs:

```
reset trunk-termination tgn-id=13; cic=1-6;
```

Reply Example:

```
Reply: Request was successful.
REPLY=CONFIGURATION COMMAND EXECUTED -> reset trunk-termination
```

The following command resets all CICs:

```
reset trunk-termination tgn-id=13; cic=all;
```

Reply Example:

```
Reply: Request was successful.
REPLY=CONFIGURATION COMMAND EXECUTED -> reset trunk-termination
```

Equip Command

The equip command changes the administrative state of terminations that are in the UEQP state to OOS state. It ignores the terminations in the states: INS, MAINT, or OOS.

Use the equip command or the control trunk-grp command to change the termination state for a subscriber to an ISDN trunk. The control trunk-grp command changes all trunks in the specified trunk group to the specified state. For trunk types other than ISDN, use the equip command to set the subscriber termination state. Thereafter, to change the termination state, use the control command.

A subscriber termination state must set to unequipped before it can be deleted.

You cannot use the control command to change a termination state to UEQP. Furthermore, you cannot use the control command to change the state of any subscriber termination that is already in the UEQP state.

For example, consider a case in which 24 CICs in a trunk group are in the following initial states:

- CICs 1–10 in OOS state
- CICs 11–15 in UEQP state
- CICs 16–24 in MAINT state

For this case, issuing the control, equip, or unequip commands would affect the initial state of the CICs as follows:

- If a control command is used with target-state = ins, the final states of all the CICs are:
 - CICs 1–10 in INS state
 - CICs 11–15 in UEQP state
 - CICs 16–24 in INS state
- If an equip command is applied to the CICs in the initial states, the final states of all the CICs are:
 - CICs 1–10 in OOS state

- CICs 11–15 in OOS state
- CICs 16–24 in MAINT state
- If an unequip command is applied to the CICs in the initial states, the final states of the CICs are:
 - CICs 1–10 in UEQP state
 - CICs 11–15 in UEQP state
 - CICs 16–24 in MAINT state

Command Types

Equip

Examples

Use the following command to change the termination administrative state to EQP:

```
equip trunk-termination tgn-id=13; cic=all;
```

Reply Example:

```
Reply : Success: CLI change successful
```

```
TGN ID -> 13
REASON -> ADM executed successful
RESULT -> ADM configure result in success
CIC START -> 1
CIC END -> 24
FAIL REASON -> ADM found no failure
```

Syntax Description

The following token may be used with the trunk termination equip command:

- WAIT (Release 4.5)—Specifies a waiting period so that previously issued provisioning commands (for example, an add command) can complete before a status, control, or equip command executes. CHAR(1): Y/N (Default = N).
 - Y—System checks whether there are any pending provisioning requests in the transaction queue issued before the status, control or equip command. The provisioning commands are allowed to execute before the status, control, or equip command is executed.
 - N—System does not check whether there are any pending provisioning requests in the transaction queue issued before the status, control or equip command. All commands execute according to their order in the transaction queue.

Unequip Command

The unequip command changes the administrative state of terminations that are in OOS state into UEQP state. It ignores the terminations in the states: INS, MAINT, or UEQP.

Command Types

Unequip

Examples

```
unequip trunk-termination tgn-id=13; cic=all;
```

Reply Example:

```
Reply : Success: CLI change successful

TGN ID -> 13
REASON -> ADM executed successful
RESULT -> ADM configure result in success
CIC START -> 1
CIC END -> 24
```

Diagnostic Tests

This section describes diagnostic tests that can be performed on media gateways, subscriber terminations, and trunk terminations. SS7 COT, CVM, and CQM tests must be performed while in service. All other tests require the MAINT state for testing.

Use the following command example to force a media gateway into the MAINT state:

```
control mgw id=c2421.65; mode=forced; target-state=maint;
```

Reply Example:

```
Reply : Success: CLI change successful

MGW ID -> c2421.65
INITIAL STATE -> ADMIN_INS
REQUEST STATE -> ADMIN_MAINT
RESULT STATE -> ADMIN_MAINT
FAIL REASON -> ADM found no failure
REASON -> ADM executed successful
RESULT -> ADM configure result in success
```

Media Gateway Tests

This section describes the tests that can be performed on media gateways. The gateway must be in the MAINT state.

Test Menu

This section describes how to display the Test Menu.

Command Types

diag

Examples

```
diag mgw;
```

Reply Example:

```
Reply: Diagnostic MGW Menu.
===
(1) MGW Network Connectivity Test
(2) MGW MGCP Connectivity Test
(3) ALL
```

**Note**

Test #1 tests if there is a path to the device (ping).
 Test #2 tests if MGCP has access to the device.
 Test #3 performs tests 1 and 2.

Tests

This section describes how to perform a specific test.

Command Types

diag

Examples

```
diag mgw id=ubr-03; test=1;
```

Reply Example:

```
MEDIA GATEWAY LINE DIAGNOSTIC TEST EXECUTED -> diag mgw
ID -> ubr-03
TEST-TYPE -> ADM-MGW-NETW-CONNECTIVITY-TEST
TEST-DURATION -> 0
RESULT -> TEST-SUCCESS
REASON -> PASSED
Reply: Diagnostic command executed.
```

```
diag mgw id=ubr-03; test=2;
```

Reply Example:

```
MEDIA GATEWAY LINE DIAGNOSTIC TEST EXECUTED -> diag mgw
ID -> ubr-03
TEST-TYPE -> ADM-MGW-MGCP-CONNECTIVITY-TEST
TEST-DURATION -> 0
RESULT -> TEST-SUCCESS
REASON -> PASSED
Reply: Diagnostic command executed.
```

```
diag mgw id=ubr-03; test=3;
```

Reply Example:

```
MEDIA GATEWAY LINE DIAGNOSTIC TEST EXECUTED -> diag mgw
ID -> ubr-03
TEST-TYPE -> ADM-MGW-NETW-CONNECTIVITY-TEST
TEST-DURATION -> 11
RESULT -> TEST-SUCCESS
REASON -> PASSED
```

```
MEDIA GATEWAY LINE DIAGNOSTIC TEST EXECUTED -> diag mgw
ID -> ubr-03
TEST-TYPE -> ADM-MGW-MGCP-CONNECTIVITY-TEST
TEST-DURATION -> 0
RESULT -> TEST-SUCCESS
REASON -> PASSED
Reply: Diagnostic command executed.
```

Subscriber Termination Tests

This section describes the tests that can be performed on subscriber terminations. All terminations must be in the MAINT state.

Test Menu

This section describes how to display the Test Menu.

Command Types

diag

Examples

```
diag subscriber-termination;
```

Reply Example:

```
Reply: Diagnostic Subscriber Menu.
===
(1) Subscriber MGCP Connectivity Test
(2) Subscriber Termination Connection Test
(3) Subscriber Termination Ring Test
(4) ALL
```



Note

Test #1 tests if MGCP has access to the termination.
 Test #2 tests if there is a path to the device (ping).
 Test #3 tests if the Subscriber can be rung. The Ring parameter must be specified in seconds for this test. The default is 5 seconds.
 Test #4 performs tests 1 through 3.

Tests

This section describes how to perform a specific test.

Command Types

diag

Examples

```
diag subscriber-termination id=sub2-ctx2; test=1;
```

Reply Example:

```
SUBSCRIBER LINE DIAGNOSTIC TEST EXECUTED -> diag subscriber-termination
ID -> sub2-ctx2
TEST-TYPE -> ADM-MGW-MGCP-CONNECTIVITY-TEST
TEST-DURATION -> 10
RESULT -> TEST-SUCCESS
REASON -> PASSED: Reason: AUEP-NACK received with RespCode = 510
Reply: Diagnostic command executed.
```

```
diag subscriber-termination id=sub-ubr3-1@cisco.com; test=2;
```

Reply Example:

```
SUBSCRIBER LINE DIAGNOSTIC TEST EXECUTED -> diag subscriber-termination
ID -> sub-ubr3-1@Cisco.com
TEST-TYPE -> ADM-TERM-CONNECTION-TEST
TEST-DURATION -> 55
RESULT -> TEST-SUCCESS
REASON -> PASS successfully.
Reply: Diagnostic command executed.
```

```
diag subscriber-termination id=sub-ubr3-1@cisco.com; test=3; ring-duration=10;
```

Reply Example:

```
SUBSCRIBER LINE DIAGNOSTIC TEST EXECUTED -> diag subscriber-termination
ID -> sub-ubr3-1@Cisco.com
TEST-TYPE -> ADM-TERM-RING-TEST
TEST-DURATION -> 9989
RESULT -> TEST-SUCCESS
REASON -> PASSED
Reply: Diagnostic command executed.
```

```
diag subscriber-termination id=sub-ubr3-1@cisco.com; test=3; ring-duration=10;
```

.



Note

RING-DURATION—Specifies the ring duration in seconds. INTEGER(2): 1–40 (Default = 10). (Release 4.5.1)

Ring-duration values are 0–999 (Default = 5). Maximum ring time is 30 seconds regardless of whether the duration is set higher than or equal to 31 .

Reply Example:

```
SUBSCRIBER LINE DIAGNOSTIC TEST EXECUTED -> diag subscriber-termination
ID -> sub-ubr3-1@Cisco.com
TEST-TYPE -> ADM-TERM-RING-TEST
TEST-DURATION -> 9896
RESULT -> TEST-SUCCESS
REASON -> PASSED
Reply: Diagnostic command executed.
```

Trunk Termination Tests

This section describes diagnostic tests that can be performed on trunk terminations. All must be in the MAINT state for testing. Trunk termination tests are done by trunk type.

SS7 Trunk Termination Tests

This section describes the tests that can be performed on SS7 trunk terminations.

Test Menu

This section describes how to display the Test Menu.

**Note**

Set COT, CVM, and CQM on the terminating gateway or switch to perform these tests. The terminating gateway or switch must be INS. Otherwise, the test or tests will fail. COT must also be set in the SS7 trunk-grp-profile to run COT test.

Examples

```
diag ss7-trunk-termination tgn-ID=50079; cic=1
```

Reply Example:

Reply: Diagnostic SS7 Trunk Group Menu.

===

- (1) SS7 MGCP Connectivity Test
- (2) SS7 Termination Connection Test
- (3) SS7 COT Test
- (4) SS7 CQM Test
- (5) SS7 CVT Test
- (6) SS7 CIC Audit
- (7) ALL

**Note**

Test #1 tests if MGCP has access to the SS7 trunk termination.

Test #2 tests if there is a path to the device (ping).

Test #3 tests the integrity of the SS7 Bearer Path.

Test #4 queries the SS7 circuit (or group of circuits) status. A range of CICs can be specified (to a maximum of twenty four). Both remote and local trunk states are displayed in the results.

Test #5 tests to ensure that each end of the circuit has sufficient and consistent information for using the circuit in call connections. CLLI names are included.

Test #6 performs CIC audit.

Test #6 performs tests 1 through 6.

CQM Responses

Table 1-6 lists the responses that can be returned for the CQM test.

Table 1-6 CQM Responses

| Response | Description |
|----------------------|--|
| CS_TRANSIENT | Transient |
| CS_UNEQUIPPED | Unequipped |
| CS_IC_BUSY | Incoming Busy |
| CS_IC_BUSY_LOCBLOC | Incoming Busy and Locally Maintenance Blocked |
| CS_IC_BUSY_REMBLOC | Incoming Busy and Remotely Maintenance Blocked |
| CS_IC_BUSY_BOTH_BLOC | Incoming Busy and Remotely and Locally Maintenance Blocked |
| CS_OG_BUSY | Outgoing Busy |
| CS_OG_BUSY_LOCBLOC | Outgoing Busy and Locally Maintenance Blocked |
| CS_OG_BUSY_REMBLOC | Outgoing Busy and Remotely Maintenance Blocked |

Table 1-6 CQM Responses (continued)

| Response | Description |
|-------------------------|--|
| CS_OG_BUSY_BOTH_BLOC | Outgoing Busy and Remotely and Locally Maintenance Blocked |
| CS_IDLE | Idle |
| CS_IDLE_LOCBLOC | Idle and Locally Maintenance Blocked |
| CS_IDLE_REMBLOC | Idle and Remotely maintenance blocked |
| CS_IDLE_BOTH_BLOC | Idle and Remotely and Locally Maintenance Blocked |
| CS_HW_LOCBLOC | Locally Hardware Blocked |
| CS_HW_LOCBLOC_LOCBLOC | Locally Hardware and Locally Maintenance Blocked |
| CS_HW_LOCBLOC_REMBLOC | Locally Hardware and Remotely Maintenance Blocked |
| CS_HW_LOCBLOC_BOTHBLOC | Locally Hardware and Remotely and Locally Maintenance Blocked |
| CS_HW_REMBLOC | Remotely Hardware Blocked |
| CS_HW_REMBLOC_LOCBLOC | Remotely Hardware and Locally Maintenance Blocked |
| CS_HW_REMBLOC_REMBLOC | Remotely Hardware and Remotely Maintenance Blocked |
| CS_HW_REMBLOC_BOTHBLOC | Remotely Hardware and Remotely and Locally Maintenance Blocked |
| CS_HW_BOTHBLOC | Remotely and Locally Hardware Blocked |
| CS_HW_BOTHBLOC_LOCBLOC | Remotely and Locally Hardware and Locally Maintenance Blocked |
| CS_HW_BOTHBLOC_REMBLOC | Remotely and Locally Hardware and Remotely Maintenance Blocked |
| CS_HW_BOTHBLOC_BOTHBLOC | Remotely and Locally Hardware and Remotely and Locally Maintenance Blocked |

Tests

This section describes how to perform specific tests.

Command Types

Diag

Examples

```
diag ss7-trunk-termination tgn-id=103; cic=13; test=1;
```

Reply Example:

```
TRUNK DIAGNOSTIC TEST EXECUTED -> diag trunk
TG-NUM -> 103
CIC -> 13
```



```
TEST-TYPE -> ADM-MGW-MGCP-CONNECTIVITY-TEST
TEST-DURATION -> 0
RESULT -> TEST-SUCCESS
REASON -> PASSED: Reason: AUEP-NACK received with RespCode = 510
Reply: Diagnostic command executed.
```

```
diag ss7-trunk-termination tgn-id=103; cic=13; test=2;
```

Reply Example:

```
TRUNK DIAGNOSTIC TEST EXECUTED -> diag trunk
TG-NUM -> 103
CIC -> 13
TEST-TYPE -> ADM-TERM-CONNECTION-TEST
TEST-DURATION -> 33
RESULT -> TEST-SUCCESS
REASON -> PASS successfully.
Reply: Diagnostic command executed.
```

```
diag ss7-trunk-termination tgn-id=103; cic=14; test=3;
```

Reply Example:

```
TRUNK DIAGNOSTIC TEST EXECUTED -> diag trunk
TG-NUM -> 103
CIC -> 14
TEST-TYPE -> ADM-SS7-COT-TEST
TEST-DURATION -> 0
RESULT -> TEST-FAILURE
REASON -> ADM-MAINT-STATE-REQUIRED
Reply: Diagnostic command executed.
```

```
diag ss7-trunk-termination tgn-id=2;cic=1-24;test=4
```

Reply Example:

Reply : Success:

```
TGN ID -> 2
START CIC -> 1
END CIC -> 24
TEST TYPE -> ADM running SS7 circuit query message test
TEST DURATION -> 0
RESULT -> ADM ran test successsfully
REASON -> CQM test pass
CIC COUNT -> 24
CIC STATES ->
```

| Remote State | Local State |
|-------------------|-------------|
| CIC 1 -> CS_IDLE | ACTV IDLE |
| CIC 2 -> CS_IDLE | ACTV IDLE |
| CIC 3 -> CS_IDLE | ACTV IDLE |
| CIC 4 -> CS_IDLE | ACTV IDLE |
| CIC 5 -> CS_IDLE | ACTV IDLE |
| CIC 6 -> CS_IDLE | ACTV IDLE |
| CIC 7 -> CS_IDLE | ACTV IDLE |
| CIC 8 -> CS_IDLE | ACTV IDLE |
| CIC 9 -> CS_IDLE | ACTV IDLE |
| CIC 10 -> CS_IDLE | ACTV IDLE |
| CIC 11 -> CS_IDLE | ACTV IDLE |

```

CIC 12 -> CS_IDLE   ACTV   IDLE
CIC 13 -> CS_IDLE   ACTV   IDLE
CIC 14 -> CS_IDLE   ACTV   IDLE
CIC 15 -> CS_IDLE   ACTV   IDLE
CIC 16 -> CS_IDLE   ACTV   IDLE
CIC 17 -> CS_IDLE   ACTV   IDLE
CIC 18 -> CS_IDLE   ACTV   IDLE
CIC 19 -> CS_IDLE   ACTV   IDLE
CIC 20 -> CS_IDLE   ACTV   IDLE
CIC 21 -> CS_IDLE   ACTV   IDLE
CIC 22 -> CS_IDLE   ACTV   IDLE
CIC 23 -> CS_IDLE   ACTV   IDLE
CIC 24 -> CS_IDLE   ACTV   IDLE

```

```
diag ss7-trunk-termination tgn-id=2;cic=1;test=5;
```

Reply Example:

Reply : Success:

```

TGN ID -> 2
START CIC -> 1
END CIC -> 1
TEST TYPE -> ADM running SS7 circuit validation test
TEST DURATION -> 0
RESULT -> ADM ran test successfully
REASON -> CVT test pass
CLLI -> DALLTXRCDN5

```

ISDN Trunk Termination Tests

This section describes the tests that can be performed on ISDN trunk terminations.

Test Menu

This section describes how to display the Test Menu.

Examples

```
diag isdn-trunk-termination tgn-id=17; cic=1;
```

Reply Example:

```

Reply: Diagnostic ISDN Trunk Group Menu.
===
(1) ISDN MGCP Connectivity Test
(2) ISDN Termination Connection Test
(3) ALL

```



Note

Test #1 tests if MGCP has access to the ISDN termination.
 Test #2 tests if there is a path to the device (ping).
 Test #3 performs tests 1 and 2.

Tests

This section describes how to perform a specific test.

Command Types

Diag

Examples

```
diag isdn-trunk-termination test=1; tgn-id=17; cic=1;
```

Reply Example:

```
TRUNK DIAGNOSTIC TEST EXECUTED -> diag trunk
TG-NUM -> 17
CIC -> 1
TEST-TYPE -> ADM-MGW-MGCP-CONNECTIVITY-TEST
TEST-DURATION -> 0
RESULT -> TEST-SUCCESS
REASON -> PASSED: Reason: AUEP-NACK received with RespCode = 510
Reply: Diagnostic command executed.
```

```
diag isdn-trunk-termination test=2; tgn-id=17; cic=1;
```

Reply Example:

```
TRUNK DIAGNOSTIC TEST EXECUTED -> diag trunk
TG-NUM -> 17
CIC -> 1
TEST-TYPE -> ADM-TERM-CONNECTION-TEST
TEST-DURATION -> 0
RESULT -> TEST-SUCCESS
REASON -> PASSED: Reason: AUEP-NACK received with RespCode = 510
Reply: Diagnostic command executed.
```

CAS Trunk Termination Tests

This section describes the tests that can be performed on CAS trunk terminations.

Test Menu

This section describes how to display the Test Menu.

Examples

```
diag cas-trunk-termination; tgn-id=64; cic=1;
```

Reply Example:

```
Reply: Diagnostic CAS Trunk Group Menu.
===
(1) CAS MGCP Connectivity Test
(2) CAS Termination Connection Test
(3) ALL
```



Note

Test #1 tests if MGCP has access to the CAS termination.
 Test #2 tests if there is a path to the device (ping).
 Test #3 performs tests 1 and 2.

Tests

This section describes how to perform a specific test.

Command Types

Diag

Examples

```
diag cas-trunk-termination tgn-id=64;cic=1;test=1;
```

Reply Example:

```
TRUNK DIAGNOSTIC TEST EXECUTED -> diag trunk
TG-NUM -> 64
CIC -> 1
TEST-TYPE -> ADM-MGW-MGCP-CONNECTIVITY-TEST
TEST-DURATION -> 0
RESULT -> TEST-SUCCESS
REASON -> PASSED: Reason: AUEP-NACK received with RespCode = 510
Reply: Diagnostic command executed.
```

```
diag cas-trunk-termination tgn-id=64;cic=1;test=2;
```

Reply Example:

```
TRUNK DIAGNOSTIC TEST EXECUTED -> diag trunk
TG-NUM -> 64
CIC -> 1
TEST-TYPE -> ADM-TERM-CONNECTION-TEST
TEST-DURATION -> 32
RESULT -> TEST-SUCCESS
REASON -> PASS successfully.
Reply: Diagnostic command executed.
```

```
diag cas-trunk-termination tgn-id=64;cic=1;test=3;
```

Reply Example:

```
TRUNK DIAGNOSTIC TEST EXECUTED -> diag trunk
TG-NUM -> 64
CIC -> 1
TEST-TYPE -> ADM-MGW-MGCP-CONNECTIVITY-TEST
TEST-DURATION -> 11
RESULT -> TEST-SUCCESS
REASON -> PASSED: Reason: AUEP-NACK received with RespCode = 510
```

```
TRUNK DIAGNOSTIC TEST EXECUTED -> diag trunk
TG-NUM -> 64
CIC -> 1
TEST-TYPE -> ADM-TERM-CONNECTION-TEST
TEST-DURATION -> 32
RESULT -> TEST-SUCCESS
REASON -> PASS successfully.
Reply: Diagnostic command executed.
```

Announcement Trunk Termination Tests

This section describes the tests that can be performed on Announcement trunk terminations.

Test Menu

This section describes how to display the Test Menu.

Examples

```
diag annnc-trunk-termination; tgn-id=13; cic=1
```

Reply Example:

```
Reply: Diagnostic ANC Trunk Group Menu.
===
(1) ANC MGCP Connectivity Test
(2) ANC Termination Connection Test
(3) ALL
```



Note

Test #1 tests if MGCP has access to the ANC termination.
Test #2 tests if there is a path to the device (ping).
Test #3 performs tests 1 and 2.

Tests

This section describes how to perform a specific test.

Command Types

Diag

Examples

```
diag annnc-trunk-termination; test=1; tgn-id=13; cic=1;
```

Reply Example:

```
TRUNK DIAGNOSTIC TEST EXECUTED -> diag trunk
TG-NUM -> 13
CIC -> 1
TEST-TYPE -> ADM-MGW-MGCP-CONNECTIVITY-TEST
TEST-DURATION -> 0
RESULT -> TEST-SUCCESS
REASON -> PASSED: Reason: AUEP-NACK received with RespCode = 510
Reply: Diagnostic command executed.
```

```
diag annnc-trunk-termination; test=2; tgn-id=13; cic=1
```

Reply Example:

```
TRUNK DIAGNOSTIC TEST EXECUTED -> diag trunk
TG-NUM -> 13
CIC -> 1
TEST-TYPE -> ADM-TERM-CONNECTION-TEST
TEST-DURATION -> 33
RESULT -> TEST-SUCCESS
REASON -> PASS successfully.
Reply: Diagnostic command executed.
```

```
diag annnc-trunk-termination; test=3; tgn-id=13; cic=1;
```

Reply Example:

```
TRUNK DIAGNOSTIC TEST EXECUTED -> diag trunk
TG-NUM -> 13
CIC -> 1
TEST-TYPE -> ADM-MGW-MGCP-CONNECTIVITY-TEST
TEST-DURATION -> 11
RESULT -> TEST-SUCCESS
REASON -> PASSED: Reason: AUEP-NACK received with RespCode = 510
```

```
TRUNK DIAGNOSTIC TEST EXECUTED -> diag trunk
TG-NUM -> 13
CIC -> 1
TEST-TYPE -> ADM-TERM-CONNECTION-TEST
TEST-DURATION -> 33
RESULT -> TEST-SUCCESS
REASON -> PASS successfully.
Reply: Diagnostic command executed.
```

Hardware Monitoring

The Hardware Monitor (HMN) subsystem monitors the CPUs, memory consumption, disk, and disk control utilization and returns information and alarms as appropriate.

Command Types

Show, change, control, report, and status



Caution

Show and change and control are obsolete as of Release 4.4.0.

Examples

```
show node node=CA146; service=ssh (Obsoleted as of Release 4.4.0)
change node node=CA146; service=ftp; enable=Y (Obsoleted as of Release 4.4.0)_
```



Caution

Altering node settings after the delivery of a Cisco BTS 10200 Softswitch can create security issues in your network.



Caution

```
control node node=CA146; action=HALT; (Obsoleted as of Release 4.4.0)
```

Modifying nodes are low-level maintenance activities.



Note

After halting a Cisco BTS 10200 Softswitch node, local console access or a power cycle may be required to restart the node.

```
report node node=CA146
status node node=CA146;cpu=y;memory=y;
```

Examples

```
report node node=priems123;
report node;
status node node=priems123;cpu=y;memory=y;
status node;
```

**Note**

The hostname is the only permitted value for the node token.

Usage Guidelines


Primary Key Token(s): None


If the report and status commands are entered with no tokens then the commands are executed on the active EMS.

**Note**

In the Syntax Description, an asterisk preceding a token name means the token is mandatory. A token without an asterisk is optional.

Syntax Description

| | |
|---|---|
| * NODE | The logical host name of the target node in the Cisco BTS 10200 Softswitch. This replaces manually telneting to the box. Use only the hostname (priemsxxx) not the application name (for example, CA146). |
| <div>  Caution For security purposes, Telnet is no longer supported as of Release 4.4.0/1. </div> | |
| STRING: Hostname in the format: priemsxxx. | |
| ACTION | Valid only for the control command. The <i>action</i> indicates the type of activity to perform. Both parameters are required. STRING: <i>REBOOT</i> , or <i>HALT</i> , are the only valid actions for this token. |
| CPU | Valid only for the status and report commands. Specifies whether to generate a report of CPU utilization. STRING: Y/N (Default = Y). |
| ENABLE (Obsolete as of Release 4.4.0) | Valid only for the change command. Specifies whether to turn a service on (Y), or off (N). STRING: Y/N (Default = Y). |
| MEMORY | Valid only for the status and report commands. Specifies whether to generate a report of memory utilization. STRING: Y/N (Default = Y). |
| NETWORK | Valid only for the status and report commands. Specifies whether to generate a report of network utilization. STRING: Y/N (Default = Y). |

| | |
|---|--|
| PROCESS | Valid only for the status and report commands. Specifies whether to generate a report of process utilization. STRING: Y/N (Default = Y). |
| SERVICE (Obsolete as of Release 4.4.0) | Valid only for the show and change commands. Specifies the standard UNIX service. STRING: any valid UNIX service. Permitted values are: ftp—File Transfer Protocol telnet—Text-based terminal service |
|  | |
| Caution | For security purposes, Telnet is no longer supported as of Release 4.4.0/1. |
| | echo—Application space service to verify a remote host discard—Solaris testing facility day—Solaris testing facility time—Solaris testing facility chargen—Solaris testing facility smtp—Solaris mail service finger—UNIX user ID service sunrpc—Solaris Remote Procedure Call service exec—Remote execution service login—BSD remote login service shell—BSD remote shell service printer—Solaris printer services uucp—UNIX-to-UNIX copy service nfs—Network File System service lockd—Remote file locking facility x11—X Window graphical services dtscp—Solaris management services font_service—Solaris character set service http—Hyper-Text Transfer Protocol service Note These values must be entered in lowercase. |

System Health

The System Health Report (system-health) (SHR) allows a service provider to retrieve the status of various processes within the Cisco BTS 10200 Softswitch.

Command Types Report

Examples

Use the following command example to run a SHR immediately.

```
report system-health period=720;
```

Syntax Description

| | |
|--------|---|
| PERIOD | The amount of time to collect back to in hours. INTEGER: 1–720 (Default = 24). |
|--------|---|

The SHR command can be used in conjunction with the command scheduler. Using the command scheduler, the SHR runs at periodic intervals collecting the last 24 hours (configurable) worth of data. Upon initial installation and startup, there is an SHR command already scheduled to execute at midnight every 24 hours.

To schedule multiple SHR command(s) at different times, the command scheduler add command can be issued multiple times:

```
add scheduled-command verb=report; noun=system-health; <recurrence=DAILY>; <start-time=...>;  
<keys=period>; <values=...>
```

Use the following command to remove any scheduled SHR command(s):

```
delete scheduled-command id=NNN
```

To obtain an id, view the list of scheduled commands using the show scheduled command:

```
show scheduled-command verb=report; noun=system-health
```

To reschedule an SHR command at another time, change the recurrence, or change the collection period, use the change command:

```
change scheduled-command id=NNN; <recurrence=DAILY>; <start-time=...>; <keys=period>;  
<values=...>
```




CHAPTER 2

Alarms and Events

Revised: July 24, 2009, OL-3743-42

This chapter describes Cisco BTS 10200 Softswitch alarms and events. This chapter is divided into three parts:

- Alarm or Event Log Command—The Log command is valid for both alarms and events.
- Alarms—Valid alarm commands.
- Events—Valid event commands.



Note

In this chapter, an asterisk preceding a token name means the token is mandatory. A token without an asterisk is optional.

Alarm or Event Log Command

This command is valid for both alarms and events. The Alarm Log command requests a summary report of alarms by severity, type, and start/stop times from the Alarm Log (alarm-log) table. Alarms are events with severities of minor, major, or critical. Substituting Event for Alarm returns a summary report of events by severity, type, and start/stop times from the Event Log (event-log) table.

Table Name: ALARM-LOG or EVENT-LOG

Table Containment Area: OAMP

Command Types

Show

Examples

```
show alarm-log
show event-log
```

Usage Guidelines

Primary Key Token(s): id

Change Rules: None.

| | | |
|--------------------|-----------------------|--|
| Syntax Description | ID (System generated) | <p>Primary key. A unique integer value that identifies the specific event or alarm in the log.</p> <p>INTEGER: 12-digit number.</p> |
| | TYPE | <p>Type of event to show in the alarm summary. Only one type is selectable at a time.</p> <p>VARCHAR(12): 1–12 ASCII characters. Permitted values are:</p> <p>AUDIT (Audit events)—Events dealing with audit. This includes the starting and stopping of an audit, depending on how the audit was defined.</p> <p>BILLING (Billing data alarms)—This includes the generation, collection, and retrieval of billing call events.</p> <p>CALLP (Call processing alarms)—Alarm types dealing with the processing of actual call data.</p> <p>CONFIG (Configuration alarms)—Alarm types dealing with the provisioning aspects of the system. Includes all activity such as system devices and facility management.</p> <p>DATABASE (Database alarms)—Alarm types dealing with database activity. Includes table download, reading, and writing.</p> <p>MAINTENANCE (Maintenance alarms)—Alarm types dealing with fault handling and diagnostic areas. Includes test facilities and the health of hardware and software components.</p> <p>OSS (Operating system services)—Alarm types dealing with the Cisco BTS 10200 Softswitch external interfaces that are on the northbound side of the system. This does not include southbound components in the system.</p> <p>SECURITY (Security alarms)—Alarm types dealing with access to the system through both human interfaces and machine interfaces.</p> <p>SIGNALING (Signaling alarms)—Alarm types dealing with protocol stacks such as MGCP and TDM interfaces like SS7.</p> <p>STATISTICS (Statistical alarms)—Alarm types dealing with the accumulation, collection, and reporting of measurements in the system. This includes traffic and performance data.</p> <p>SYSTEM (System events)—Events dealing with the system. This includes events dealing with low-level process activities, such as the IDX table reads and IPC messaging.</p> |
| | ALARM-STATUS | <p>Status of an alarm.</p> <p>VARCHAR(12): 1–12 ASCII characters. Permitted values are:</p> <p>ON</p> <p>OFF</p> <p>ACKNOWLEDGED</p> <p>IGNORED</p> |

| | |
|--------------|---|
| AUTO-REFRESH | <p>Specifies whether to display cached data on the screen. Valid only for the show command.</p> <p>CHAR(1): Y/N (Default = Y).</p> <p>Y—Queries the database for the most current data.</p> <p>N—Queries the database for the most current data only if the cached data is unavailable.</p> |
| DISPLAY | <p>Specifies what token information to display on the screen. Valid only for the show command.</p> <p>VARCHAR(51200): 1–51200 (Default = all tokens are displayed). Permitted values are any valid token that can be shown for this command. Multiple tokens can be entered by separating with a comma.</p> |
| END-TIME | <p>Ending time for alarm summary. Enter all 19 ASCII characters as shown.</p> <p>DATE: YYYY-MM-DD HH:MM:SS.</p> |
| LIMIT | <p>Specifies the number of rows to display on the screen. Valid only for the show command.</p> <p>INTEGER: 1–100000000 (Default = 100000000).</p> <p>Note The actual maximum number of rows displayed is currently lower than 100000000 due to software limitations.</p> |
| NUMBER | <p>Numerical identifier of the event to clear or query.</p> <p>NUMERIC: 1–150.</p> <p>NUMERIC: 1–500 (Release 4.5).</p> |
| ORDER | <p>Specifies whether to display data on the screen in a sorted order. Valid only for the show command.</p> <p>VARCHAR(51200): 1–51200 (Default = all rows are displayed). Permitted values are any valid token that can be shown for this command. Multiple tokens can be entered by separating with a comma.</p> |
| ORIGIN | <p>Process that originated the alarm, for example: pmg, mga, and so forth.</p> <p>VARCHAR(12): 1–12 ASCII characters.</p> |

| | |
|------------|---|
| SEVERITY | <p>Level of alarm or event to show in the summary.</p> <p>VARCHAR(8): 1–8 ASCII characters. Permitted values are:</p> <p>INFO (Information level)—Provides only added data to the general processing of an event report. Selecting Info turns on Info and all the levels above it (Warn, Minor, Major, and Critical).</p> <p>WARNING (Warning level)—Indicates that some potential service degradation is occurring as a result of internal or external processing. At this level, processing is able to continue. Turns on Warn and all the levels above it (Minor, Major, and Critical).</p> <p>MINOR (Minor level)—Indicates that some loss of capacity or availability has occurred. An example is the loss of an Ethernet link or a software outage. Selecting Minor turns on Minor and all the levels above it (Minor, Major, and Critical).</p> <p>MAJOR (Major level)—Indicates a loss of capacity or availability. It refers to a larger loss than Minor or an escalation of some earlier alarm. Selecting Major turns on Major and Critical.</p> <p>CRITICAL (Critical level)—Indicates a catastrophic condition in the system that requires operator attention and potential supervision over the situation. This can be an outage or complete loss of service somewhere in the system. Selecting Critical turns on Critical only.</p> |
| START-ROW | <p>Specifies to begin displaying data on the screen at a specific row. Valid only for the show command.</p> <p>INTEGER: 1–100000000 (Default = 1).</p> |
| START-TIME | <p>Starting time for alarm summary. Enter all 19 ASCII characters as shown. Start-time must occur before end-time. Alarm events are available for the current and previous calendar days only. Level indicates the minimum level to show in the report summary.</p> <p>DATE: YYYY-MM-DD HH:MM:SS.</p> |

Alarm or Event Report Properties

The Report Properties (report-properties) command (formerly Alarm-logsize or Event-logsize) specifies the maximum number of alarm or event entries permitted (up to 30,000) in the Report Properties (report-properties) table. It also specifies the minimum event severity level to be stored in the Event Log.

Table Name: REPORT-PROPERTIES

Table Containment Area: OAMP

Command Types

Show and change

Examples**Note**

```
show report-properties;
```

The show command, without any tokens, returns all alarm-logsize, event-logsize, and event-level data.

```
change report-properties type=alarm-logsize; value=1234
```

```
change report-properties type=event-logsize; value=5000
```

Usage Guidelines

Primary Key Token(s): None.

Change Rules: None.

Syntax Description

| | |
|--------------|--|
| TYPE | Optional for show; mandatory for change. Primary key. Type of alarm or event. VARCHAR(12): 1–12 ASCII characters. Permitted values are: ALARM-LOGSIZE EVENT-LOGSIZE EVENT-LEVEL |
| VALUE | Optional for show; mandatory for change. Property value. Do not enter commas. VARCHAR(12): 1–12 ASCII characters. For type=alarm-logsize or event-logsize, valid values are 1–30000. For type=event-level, valid values are INFO, WARNING, MINOR, MAJOR, CRITICAL (or the minimum level of events stored in the log). |
| AUTO-REFRESH | Specifies whether to display cached data on the screen. Valid only for the show command. CHAR(1): Y/N (Default = Y). Y—Queries the database for the most current data. N—Queries the database for the most current data only if the cached data is unavailable. |
| DISPLAY | Specifies what token information to display on the screen. Valid only for the show command. VARCHAR(51200): 1–51200 (Default = all tokens are displayed). Permitted values are any valid token that can be shown for this command. Multiple tokens can be entered by separating with a comma. |
| LIMIT | Specifies the number of rows to display on the screen. Valid only for the show command. INTEGER: 1–100000000 (Default = 100000000). Note The actual maximum number of rows displayed is currently lower than 100000000 due to software limitations. |
| ORDER | Specifies whether to display data on the screen in a sorted order. Valid only for the show command. VARCHAR(51200): 1–51200 (Default = all rows are displayed). Permitted values are any valid token that can be shown for this command. Multiple tokens can be entered by separating with a comma. |
| START-ROW | Specifies to begin displaying data on the screen at a specific row. Valid only for the show command. INTEGER: 1–100000000 (Default = 1). |

Alarms

Alarms are a subset of events and indicate a problem with the system.

Alarm

The Alarm (alarm) command shows, clears, and acknowledges specific alarms on specific nodes.

Table Name: ALARM

Table Containment Area: OAMP

Command Types

Show, ack, and clear

Examples

```
show alarm;
clear alarm id=123;
ack alarm id=123;
```

Usage Guidelines

Primary Key Token(s): id

Change Rules: None.

Syntax Description

| | |
|-----------------------|--|
| ID (System generated) | Primary key. A unique integer value that identifies the specific alarm in the log. INTEGER: 12-digit number. |
| AUTO-REFRESH | Specifies whether to display cached data on the screen. Valid only for the show command. CHAR(1): Y/N (Default = Y). Y—Queries the database for the most current data. N—Queries the database for the most current data only if the cached data is unavailable. |
| DISPLAY | Specifies what token information to display on the screen. Valid only for the show command. VARCHAR(51200): 1–51200 (Default = all tokens are displayed). Permitted values are any valid token that can be shown for this command. Multiple tokens can be entered by separating with a comma. |
| END-TIME | Ending time for alarm summary. Enter all 19 ASCII characters as shown. DATE: YYYY-MM-DD HH:MM:SS. |
| LIMIT | Specifies the number of rows to display on the screen. Valid only for the show command. INTEGER: 1–100000000 (Default = 100000000). Note The actual maximum number of rows displayed is currently lower than 100000000 due to software limitations. |

| | |
|------------|--|
| NUMBER | Numerical identifier of the alarm to clear or query. INTEGER: 1–200. |
| ORDER | Specifies whether to display data on the screen in a sorted order. Valid only for the show command. VARCHAR(51200): 1–51200 (Default = all rows are displayed). Permitted values are any valid token that can be shown for this command. Multiple tokens can be entered by separating with a comma. |
| START-ROW | Specifies to begin displaying data on the screen at a specific row. Valid only for the show command. INTEGER: 1–100000000 (Default = 1). |
| START-TIME | Starting time for alarm summary. Enter all 19 ASCII characters as shown. Start-time must occur before end-time. Alarm events are available for the current and previous calendar days only. Level indicates the minimum level to show in the report summary. DATE: YYYY-MM-DD HH:MM:SS. |

Alarm Report

The Alarm Report (alarm-report) command provides the ability to subscribe or unsubscribe to each level and type of alarm report.

Table Containment Area: OAMP

Command Types

Subscribe and unsubscribe



Note

When you subscribe to alarms or events, they take over the screen as they happen, which can interrupt other commands.

Examples

```
subscribe alarm-report severity=major; type=callp,config;
unsubscribe alarm-report severity=major,critical; type=all;
```

Usage Guidelines

Primary Key Token(s): None.

| | |
|---------------------------|--|
| Syntax Description | <p>SEVERITY Specifies the minimum severity of an alarm report to subscribe to or unsubscribe from.</p> <p>VARCHAR(8): 1–8 ASCII characters. Permitted values are:</p> <p>MINOR (Minor severity)—Indicates that some loss of capacity or availability occurred. An example is the loss of an Ethernet link or a software outage. Selecting Minor turns on Minor and all the levels above it (Minor, Major, and Critical).</p> <p>MAJOR (Major severity)—Indicates a loss of capacity or availability. This is a larger loss than Minor or an escalation of an earlier alarm. Selecting Major turns on Major and Critical.</p> <p>CRITICAL (Critical severity)—Indicates a catastrophic condition in the system that requires operator attention and potential supervision over the situation. This can be an outage or a complete loss of service somewhere in the system. Selecting Critical only turns on Critical.</p> <p>ALL—Turns on all severities.</p> |
| | <p>TYPE Type of alarm report to subscribe to or unsubscribe from.</p> <p>VARCHAR(12): 1–12 ASCII characters. Permitted values are:</p> <p>AUDIT (Audit events)—Events dealing with audit. This includes the starting and stopping of an audit, depending on how the audit was defined.</p> <p>BILLING (Billing alarms)—Alarms dealing with bill data. This includes the generation, collection, and retrieval of billing call events.</p> <p>CALLP (Call processing alarms)—Alarm types dealing with the processing of actual call data.</p> <p>CONFIG (Configuration alarms)—Alarm types dealing with the provisioning aspects of the system. Includes all activity such as system devices and facility management.</p> <p>DATABASE (Database alarms)—Alarm types dealing with database activity. Includes table download, reading, and writing.</p> <p>MAINTENANCE (Maintenance alarms)—Alarm types dealing with fault handling and diagnostic areas. Includes test facilities and the health of hardware and software components.</p> <p>OSS (Operating System Services)—Alarm types dealing with the Cisco BTS 10200 Softswitch external interfaces that are on the northbound side of the system. This does not include southbound components in the system.</p> <p>SECURITY (Security alarms)—Alarm types dealing with access to the system through both human interfaces and machine interfaces.</p> <p>SIGNALING (Signaling alarms)—Alarm types dealing with protocol stacks such as MGCP and TDM interfaces such as SS7.</p> <p>STATISTICS (Statistical alarms)—Alarm types dealing with the accumulation, collection, and reporting of measurements in the system. This includes traffic and performance data.</p> <p>SYSTEM (System events)—Events dealing with the system. This includes events dealing with low-level process activities, such as the IDX table reads and IPC messaging.</p> <p>ALL—Turns on all of the above.</p> |

Events

Cisco BTS 10200 Softswitch events are indications that something has happened with the system.

Event Provisioning

The Event Provisioning (event-prov) command uses the Report Parameters (reportparameters) table to provision threshold and throttling values for any event that can be issued by the system.

Table Name: REPORTPARAMETERS

Table Containment Area: OAMP

Command Types

Show and change

Examples

```
show event-prov type=callp; number=20;
```



Note The show command also displays the descriptive string and the data labels for the specified data words.

```
change event-prov type=callp; number=20; threshold=95; throttle=1;
```

Usage Guidelines

Primary Key Token(s): type, number

Change Rules: None.

Other Rules: Type and number are the only valid tokens for this command. The limit, start-row, display, order, threshold and throttle tokens cannot be used with the show event-prov command—returns the error message “invalid key(s) found.”

Syntax Description

| | |
|--------------|---|
| NUMBER | Primary key. Unique instance within the event category. NUMERIC: 1–200. |
| TYPE | Primary key. Event category. VARCHAR(12): 1–12 ASCII characters. Permitted values are: CALLP (Call processing events)—Events dealing with the processing of actual call data. CONFIG (Configuration events)—Events dealing with the provisioning aspects of the system. Includes all activity such as system devices and facility management. DATABASE (Database events)—Events dealing with database activity. Includes table download, reading, and writing. MAINTENANCE (Maintenance events)—Events dealing with fault handling and diagnostic areas. Includes test facilities and the health of hardware and software components. OSS (Operating System Services events)—Events dealing with the Cisco BTS 10200 Softswitch external interfaces that are on the northbound side of the system. This does not include southbound components in the system. SECURITY (Security events)—Events dealing with access to the system through both human interfaces and machine interfaces. SIGNALING (Signaling events)—Events dealing with protocol stacks such as MGCP and TDM interfaces like SS7. STATISTICS (Statistical events)—Events dealing with the accumulation, collection, and reporting of measurements in the system. This includes traffic and performance data. BILLING (Billing events)—Events dealing with billing data. This includes the generation, collection, and retrieval of billing call events. AUDIT (Audit events)—Events dealing with audit. This includes the starting and stopping of an audit, depending on how the audit was defined. SYSTEM (System events)—Events dealing with the system. This includes events dealing with low-level process activities, such as the IDX table reads and IPC messaging. |
| AUTO-REFRESH | Specifies whether to display cached data on the screen. Valid only for the show command. CHAR(1): Y/N (Default = Y). Y—Queries the database for the most current data. N—Queries the database for the most current data only if the cached data is unavailable. |
| DISPLAY | Specifies what token information to display on the screen. Valid only for the show command. VARCHAR(51200): 1–51200 (Default = all tokens are displayed). Permitted values are any valid token that can be shown for this command. Multiple tokens can be entered by separating with a comma. |

| | |
|-----------|---|
| LIMIT | <p>Specifies the number of rows to display on the screen. Valid only for the show command.</p> <p>INTEGER: 1–100000000 (Default = 100000000).</p> <p>Note The actual maximum number of rows displayed is currently lower than 100000000 due to software limitations.</p> |
| ORDER | <p>Specifies whether to display data on the screen in a sorted order. Valid only for the show command.</p> <p>VARCHAR(51200): 1–51200 (Default = all rows are displayed). Permitted values are any valid token that can be shown for this command. Multiple tokens can be entered by separating with a comma.</p> |
| START-ROW | <p>Specifies to begin displaying data on the screen at a specific row. Valid only for the show command.</p> <p>INTEGER: 1–100000000 (Default = 1).</p> |
| THRESHOLD | <p>Mandatory for change. Specifies the maximum number of events, (as identified by its type and number) to be reported for a 30-minute interval. Specifying the value zero establishes no threshold; therefore, every event of the specified type and number would be reported during the 30-minute interval. Specifying the default value of 100 would enable the Cisco BTS 10200 Softswitch to report the first 100 events of the specified type and number during the 30-minute interval but no more until the beginning of the next interval. If both the threshold and throttle parameters are specified, the throttle parameter is applied before the threshold parameter is considered.</p> <p>NUMERIC: 0–100 (Default = 100).</p> |
| THROTTLE | <p>Mandatory for change. Reporting reduction factor. For any throttle value, <i>n</i>, the system issues only one report for every <i>n</i> event for the specified event. When setting both throttle and threshold, the throttle value is applied before the threshold values.</p> <p>NUMERIC: 0–100 (Default = 0). A throttle set to zero means no throttling.</p> |

Event Report

The Event Report (event-report) command provides the ability to view events in a near real-time format by subscribing or unsubscribing to each level and type of event report.

Table Containment Area: OAMP

Command Types

Subscribe and unsubscribe

Examples



Note

```
subscribe event-report severity=info; type=callp;
```

When you subscribe to alarms or events, they take over the screen as they happen, which can interrupt other commands.

```
unsubscribe event-report severity=info, warn; type=callp;
```

Usage Guidelines

Primary Key Token(s): None.

Syntax Description

| | |
|-----------------|--|
| SEVERITY | <p>Specifies the minimum severity of event report to be subscribed to or unsubscribed from.</p> <p>VARCHAR(8): 1–8 ASCII characters. Permitted values are:</p> <p>INFO (Information severity)—Provides only added data to the general processing of an event report. Selecting Info turns on Info and all the levels above it (Warn, Minor, Major, and Critical).</p> <p>WARNING (Warning severity)—Indicates that some potential service degradation is occurring as a result of internal or external processing. At this level, processing is able to continue. Turns on Warn and all the levels above it (Minor, Major, and Critical).</p> <p>MINOR (Minor severity)—Indicates some loss of capacity or availability has occurred. An example is the loss of an Ethernet link or a software outage. Selecting Minor turns on Minor and all the levels above it (Major and Critical).</p> <p>MAJOR (Major severity)—Indicates a loss of capacity or availability. It refers to a larger loss than Minor or an escalation of some earlier alarm. Selecting Major turns on Major and Critical.</p> <p>CRITICAL (Critical severity)—A catastrophic condition in the system that requires operator attention and potential supervision over the situation. This can be an outage or complete loss of service somewhere in the system. Selecting Critical turns on Critical only.</p> <p>ALL—Turns on all severities.</p> |
|-----------------|--|

| | |
|------|---|
| TYPE | <p>Type of event report to be subscribed to or unsubscribed from.</p> <p>VARCHAR(12): 1–12 ASCII characters. Permitted values are:</p> <p>CALLP (Call processing events)—Events dealing with the processing of actual call data.</p> <p>CONFIG (Configuration events)—Events dealing with the provisioning aspects of the system. Includes all activity such as system devices and facility management.</p> <p>DATABASE (Database events)—Events dealing with database activity. Includes table download, reading, and writing.</p> <p>MAINTENANCE (Maintenance events)—Events dealing with fault handling and diagnostic areas. Includes test facilities and the health of hardware and software components.</p> <p>OSS (Operating System Services events)—Events dealing with the Cisco BTS 10200 Softswitch external interfaces that are on the northbound side of the system. This does not include southbound components in the system.</p> <p>SECURITY (Security events)—Events dealing with access to the system through both human interfaces and machine interfaces.</p> <p>SIGNALING (Signaling events)—Events dealing with protocols stacks such as MGCP and TDM interfaces like SS7.</p> <p>STATISTICS (Statistical events)—Events dealing with the accumulation, collection, and reporting of measurements in the system. This includes traffic and performance data.</p> <p>BILLING (Billing data events)—This includes the generation, collection and retrieval of billing call events.</p> <p>AUDIT (Audit events)—Events dealing with audit. This includes the starting and stopping of an audit, depending on how the audit was defined.</p> <p>SYSTEM (System events)—Events dealing with the system. This includes events dealing with low-level process activities, such as the IDX table reads and IPC messaging.</p> <p>ALL—Report all events.</p> |
|------|---|



CHAPTER 3

Audit

Revised: July 24, 2009, OL-3743-42

This chapter describes the types of audit commands available. Note that most audit commands are time intensive. Completion time depends upon the number of entries in the table or database—for example, systems with 50,000+ subscribers may take over 7 hours to do a complete database audit.

Audit Circuit Identification Code

The Audit Circuit Identification Code (CIC) command allows executing a General Remote CIC audit at a scheduled time.

Command Types

Audit

Examples



Note

```
audit all-ss7-cics
```

When entered manually, this command initiates a General Remote CIC audit of the entire system on demand. This command does not provide per-trunk results—its primary use is to be automatically scheduled by the command-scheduled CLI capability. This command does not wait for a general remote CIC audit to be completed before responding. The response occurs as soon as the audit starts. An INFO event is logged when this audit starts and completes. Any unexpected results from this audit are written as WARNings in the alarm log.

Audit Database

The Audit Database command allows users to audit every entry in every table that can be provisioned, or by number of rows in every table.

Command Types Audit

Examples

```
audit database;
audit database type=row-count;
audit database platform-state=ems;
```

Usage Guidelines Primary Key Token(s): None.

| | | |
|--------------------|----------------|--|
| Syntax Description | TYPE | Type of audit. VARCHAR(10): 1–10 ASCII characters. Permitted values are: FULL (Default)—Audits the entire table. ROW-COUNT—Audits the table by row count. |
| | PLATFORM-STATE | State of an active or standby system shared memory database; use to audit an active or standby system shared memory database. VARCHAR(7): 1–7 ASCII characters. Permitted values are: ACTIVE (Default)—System is active (currently running). STANDBY—System is in standby mode. EMS—Audits the active EMS to the standby EMS. Note If platform-state=EMS; the system does a full audit even if type=row-count; |

Audit Table Name

The Audit Table Name command is more specific than the Audit Database command in that it audits only the entries in a particular table (whereas table-name (feature) is any provisionable table). You can audit a particular table from the active side or the standby side. The audit can be made more specific by specifying any valid token and its value for that particular table to narrow the search.

Command Types Audit

Examples

```
audit trunk platform-state=active;  
audit trunk platform-state=active; tgn-id=42;  
audit subscriber id=jer%;
```


Note

The last example shows how to use the percent sign (%) to specify a search range. This example returns any subscriber entries that have an ID field that begins with *jer*.

Usage Guidelines

Primary Key Token(s): None.

There is only one token: PLATFORM-STATE.

| | | |
|---------------------------|----------------|---|
| Syntax Description | PLATFORM-STATE | State of an active or standby system shared memory database; use to audit an active or standby system shared memory database. |
| | | VARCHAR(7): 1–7 ASCII characters. Permitted values are: |
| | | ACTIVE (Default)—System is active (currently running). |
| | | STANDBY—System is in standby mode. |

| Audit Table Name |
|------------------|
|------------------|



CHAPTER 4

Billing

Revised: July 24, 2009, OL-3743-42

This chapter describes the call detail block (CDB) billing tables, commands, and tokens that the Cisco BTS 10200 Softswitch uses for billing data transfer. These tables, commands, and tokens do not apply to event message (EM) billing.



Caution

Manual manipulation of billing files can cause Billing to fail. Contact Cisco for assistance before manually manipulating any billing file, including clean up.



Note

In this chapter, an asterisk preceding a token name means the token is mandatory. A token without an asterisk is optional.

Billing Account Address

The Billing Account Address (billing-acct-addr) table provisions addresses and polling intervals for billing data transfer. It also provisions the user authorized to transfer the data. Only one billing account address can be set per Cisco BTS 10200 Softswitch.



Note

New Cisco BTS 10200 Softswitches are delivered without a billing account address set.

Table Name: BILLING-ACCT-ADDR

Table Containment Area: OAMP

Command Types

Show and change

Examples


```
show billing-acct-addr;  
change billing-acct-addr; billing-server-addr=billing-server.cisco.com;billing-file-  
prefix=cisco001; billing-server-directory=/export/billing/ftp/inbound; user-name=cisco001;  
password=test; polling-interval=12;
```

Usage Guidelines

Primary Key Token(s): None.

Change Rules: None.

Syntax Description

| | |
|--|--|
| BILLING-DIRECTORY | Specifies the BDMS directory where the billing files are located. VARCHAR(64): 1–64 ASCII characters. |
| AUTO-REFRESH | Specifies whether to display cached data on the screen. Valid only for the show command. CHAR(1): Y/N (Default = Y). Y—Queries the database for the most current data. N—Queries the database for the most current data only if the cached data is unavailable. |
| BILLING-FILE-PREFIX | Prefix of the filename of a billing-data file at a local office. VARCHAR(10): 1–10 (Default = bil) ASCII characters. VARCHAR(20): 1–20 (Default = bil) characters. (Release 4.4.1) VARCHAR(64): 1–64 (Default = bil) characters. (Release 4.5) |
| <div style="text-align: center;"></div> <div>Caution A hyphen is automatically appended to this field. Do not manually enter a hyphen in this field.</div> | |
| BILLING-SERVER-ADDR | Mandatory if billing-server-directory is populated. Address of a remote billing center—the IP address or the domain name of a remote billing server. VARCHAR(64): 1–64 ASCII characters in domain format. |
| BILLING-SERVER-DIRECTORY | Directory at a remote billing center—the directory path to the billing server for billing data files. VARCHAR(64): 1–64 ASCII characters. |
| DEPOSIT-CONFIRMATION-FILE (Release 4.5) | Specifies whether to send an explicit confirmation file after each CDB file is transferred to the remote billing collection system. CHAR(1): Y/N (Default = N). Y—An empty file with the same name with a suffix of “.done” is appended to the end of the file. N—No file is appended. |
| LIMIT | Specifies the number of rows to display on the screen. Valid only for the show command. INTEGER: 1–100000000 (Default = 100000000). Note The actual maximum number of rows displayed is currently lower than 100000000 due to software limitations. |
| ORDER | Specifies whether to display data on the screen in a sorted order. Valid only for the show command. VARCHAR(51200): 1–51200 (Default = all rows are displayed). Permitted values are any valid token that can be shown for this command. Multiple tokens can be entered by separating with a comma. |

| | |
|---------------------------|---|
| PASSWORD | Mandatory if billing-server-directory is populated. FTP password on the billing server. VARCHAR(32): 1–32 ASCII characters. |
| POLLING-INTERVAL | The time in minutes between file transfers of billing information from the BDMS to the billing server. NUMERIC: 1–60 (Default = 15). |
| SFTP-SUPP (Release 4.4.1) | Specifies whether secure FTP is supported. CHAR(1): Y/N (Default = N). |
| START-ROW | Specifies to begin displaying data on the screen at a specific row. Valid only for the show command. INTEGER: 1–100000000 (Default = 1). |
| USER-NAME | Mandatory if billing-server-directory is populated. FTP login name on the billing server. VARCHAR(32): 1–32 ASCII characters. |

Billing Alarm

The Billing Alarm (billing-alarm) table provisions the percentage of disk storage filled that triggers minor, major, and critical alarms.

Table Name: BILLING-ALARM

Table Containment Area: OAMP

Command Types

Show and change

Examples

```
show billing-alarm;
change billing-alarm minor-thresh=75; major-thresh=85; critical-thresh=95;
```




Usage Guidelines

Primary Key Token(s): None.

Change Rules: None.

Syntax Description

| | |
|-----------------|--|
| AUTO-REFRESH | Specifies whether to display cached data on the screen. Valid only for the show command. CHAR(1): Y/N (Default = Y). Y—Queries the database for the most current data. N—Queries the database for the most current data only if the cached data is unavailable. |
| CRITICAL-THRESH | Real-time billing data storage—percentage of capacity that triggers a critical alarm. NUMERIC: 4–99 (Default = 90). |

| | |
|----------------|---|
| LIMIT | <p>Specifies the number of rows to display on the screen. Valid only for the show command.</p> <p>INTEGER: 1–100000000 (Default = 100000000).</p> <p>Note The actual maximum number of rows displayed is currently lower than 100000000 due to software limitations.</p> |
| MAJOR-THRESH | <p>Real-time billing data storage—percentage of capacity that triggers a major alarm.</p> <p>NUMERIC: 3–98 (Default = 80).</p> <p> Caution Major-thresh <i>must</i> be less than critical-thresh.</p> |
| MAXIMUM-RECORD | <p>The maximum number of records to store in a given flat file.</p> <p>NUMERIC: 500–10000 (Default = 1000).</p> |
| MAXIMUM-SIZE | <p>The size of a call detail block (CDB) flat file in megabytes.</p> <p>NUMERIC: 1–10 (Default = 2).</p> |
| MAXIMUM-SPACE | <p>The allocated storage capacity for billing data in megabytes.</p> <p>NUMERIC: 10–5000 (Default = 1000).</p> |
| MAXIMUM-TIME | <p>The maximum number of seconds a given flat file can remain open for the addition of new records.</p> <p>NUMERIC: 10–3600 (Default = 3600).</p> |
| MINOR-THRESH | <p>Real-time billing data storage—percentage of capacity that triggers a minor alarm.</p> <p>NUMERIC: 2–97 (Default = 70).</p> <p> Caution Minor-thresh <i>must</i> be less than major-thresh.</p> |
| ORDER | <p>Specifies whether to display data on the screen in a sorted order. Valid only for the show command.</p> <p>VARCHAR(51200): 1–51200 (Default = all rows are displayed). Permitted values are any valid token that can be shown for this command. Multiple tokens can be entered by separating with a comma.</p> |
| REGULAR-SPACE | <p>The percentage of real time capacity used before secondary files are deleted.</p> <p>NUMERIC: 1–90 (Default = 60).</p> <p> Caution Regular-space <i>must</i> be less than minor-thresh.</p> |
| START-ROW | <p>Specifies to begin displaying data on the screen at a specific row. Valid only for the show command.</p> <p>INTEGER: 1–100000000 (Default = 1).</p> |

Billing File

The system operator uses the Billing File Report (billing-file) command to manage files that are stored on the Bulk Data Management System (BDMS) platform at any given time. The names of the available files and their operational status can be queried. This command does not query a particular table.

Table Containment Area: OAMP

Command Types Report

Examples

```
report billing-file filename=%;
report billing-file filename=<filename>;
report billing-file state=open;
```

Usage Guidelines Primary Key Token(s): None.

Syntax Description

| | |
|--------------|---|
| 0/1 | Specifies whether to turn daylight saving time on or off. CHAR(1): 0, 1 1—On 0—Off |
| AUTO-REFRESH | Specifies whether to display cached data on the screen. This token must be entered with at least one other valid token. CHAR(1): Y/N (Default = Y). Y—Queries the database for the most current data. N—Queries the database for the most current data only if the cached data is unavailable. |
| DISPLAY | Specifies what token information to display on the screen. VARCHAR(51200): 1–51200 (Default = all tokens are displayed). Permitted values are any valid token that can be shown for this command. Multiple tokens can be entered by separating with a comma. |
| FILENAME | The name of the billing file to report on. If the filename does not exist, the user is notified that the file does not exist. |
| HHMMSS | The UTC offset time. Specify +/-HHMMSS. |
| LIMIT | Specifies the number of rows to display on the screen. INTEGER: 1–100000000 (Default = 100000000). Note The actual maximum number of rows displayed is currently lower than 100000000 due to software limitations. |
| ORDER | Specifies whether to display data on the screen in a sorted order. VARCHAR(51200): 1–51200 (Default = all rows are displayed). Permitted values are any valid token that can be shown for this command. Multiple tokens can be entered by separating with a comma. |

| | |
|-----------------|---|
| SEQUENCE-NUMBER | Used to prevent generation of billing files with the same filename. INTEGER(6): 000001–999999. A monotonically increasing 6 digit number that rolls over to 000001 when the maximum number of 999999 is reached. |
| START-ROW | Specifies to begin displaying data on the screen at a specific row. INTEGER: 1–100000000 (Default = 1). |
| STATE | The current state of a given file. VARCHAR(10): 1–10 ASCII characters. Valid values are: OPEN—The file is currently being written to. PRIMARY—The file has not been sent to and acknowledged by the external billing mediation system. SECONDARY—The file has been sent to and acknowledged by the external billing mediation system. |
| YYYYMMDD-HHMMSS | The local time the file was created. DATE/TIME |

Billing Record Query

The system operator uses the Billing Record Query (billing-record) command to obtain specific billing reports from the Call Detail (calldetail) table.

Table Name: CALLDETAIL

Table Containment Area: OAMP

Command Types

Report

Examples

```
report billing-record start-time=2000-03-27 12:00:00; end-time=2000-03-27 12:01:00;
orig-number=9726712344;
report billing-record;
```



Note

If the command is entered without parameters, it defaults to tail=1 and returns the most recently written record.

Usage Guidelines

Primary Key Token(s): None.

There is no restriction on the start time and end time that can be entered for searches.

For all searches, only the most recent 500,000 billing records are considered.

The limit on the number of records returned by a search is 500.

| | |
|--------------------|---|
| Syntax Description | <p>AUTO-REFRESH Specifies whether to display cached data on the screen.</p> <p>CHAR(1): Y/N (Default = Y).</p> <p>Y—Queries the database for the most current data.</p> <p>N—Queries the database for the most current data only if the cached data is unavailable.</p> |
| | <p>CALL-TYPE Type of call.</p> <p>STRING. Permitted values are:</p> <p>500—Service access code 500, use carrier to route the call.</p> <p>700—700 SAC call-route via PIC or dialed CAC.</p> <p>900—Service access code 900, use carrier to route the call.</p> <p>976—Information service calls.</p> <p>AIRLINES—Airline call.</p> <p>AMBULANCE—Ambulance service call.</p> <p>ATTENDANT—Call to a Centrex attendant.</p> <p>BLV—Busy line verification call.</p> <p>BUSINESS—811 call to business office.</p> <p>CARRIER-OPERATOR—101xxxx+0-, or 00(PIC) call.</p> <p>CUT-THRU—Call to user-dialed access code (101xxxx+#).</p> <p>DA—411, NPA-555-12121 call to directory assistance.</p> <p>DA-TOLL—1+411, 1+NPA-555-1212 toll call to directory assistance.</p> <p>EMG—911 emergency calls.</p> <p>EXTENSION—Call to another extension within a business group.</p> <p>FIRE—Fire department call.</p> <p>INFO—Same as 976.</p> <p>INTERLATA—InterLATA call that uses PIC or dialed CAC.</p> <p>INTL_OPERATOR—International operator.</p> <p>INTL_WORLD_ZONE_1—International world zone 1.</p> <p>INVALID—Partial dialed digits that time out.</p> <p>LOCAL—7-digit or 10-digit nontoll call.</p> <p>LOOPBACK_TEST—Loopback test.</p> <p>LRN—Call to a DN that has been reserved as a local routing number.</p> <p>MOBILE—Calls to a mobile network. (Release 4.5)</p> <p>NAS—Network access server call.</p> <p>NATIONAL—Call within the United States, use LSA table to determine if local, toll or destination call. See the <i>Cisco BTS 10200 Softswitch Provisioning Manual</i> for more information.</p> <p>NATL_OPERATOR—National operator.</p> <p>NONE—No call type was provisioned into the Cisco BTS 10200 Softswitch or the given dialing pattern. No data available regarding call type.</p> |

NON-EMG—311 Civic service call.

NULL—Service activation, deactivation, or interrogation call.

OPERATOR—0—call.

OPERATOR-ASSISTED—0+ call.

PCS—Call to personal communications services line (service access code 500—use carrier to route the call).

POLICE—Police service call.

PREMIUM—Same as 900.

RAILWAYS—Railway.

RELAY—711 relay call.

REPAIR—611 repair call.

SERVICE_CODE—Service code.

SPEED-DIAL—Speed-dial call.

TANDEM—Tandem call between CA and the next switch or CA.

TEST-CALL—Test call dialed as: 958/959-xxxx or 1xx.

TIME—Time service call.

TOLL—1+NPA-xxx-xxxx IntraLATA toll call.

TOLL-FREE—8NN toll-free call (800, 888, 877, 866, 855).

TRAFFIC—Traffic service call.

TW—Time and weather call.

VACANT—Call attempted to an NPA/DN that is currently unassigned.

VOICE-MAIL (Release 4.5)

VOICE-MAIL-ACCESS (Release 4.5)

WEATHER—Weather service call.

| | |
|----------|--|
| DISPLAY | Specifies what token information to display on the screen. VARCHAR(51200): 1–51200 (Default = all tokens are displayed). Permitted values are any valid token that can be shown for this command. Multiple tokens can be entered by separating with a comma. |
| END-TIME | Report billing records that occur at this time and earlier. STRING: yyyy-mm-dd hh:mm:ss. |
| FILENAME | Specifies the name of a group of records, which can be searched using search qualifiers other than the filename. |
| LIMIT | Specifies the number of rows to display on the screen. INTEGER: 1–100000000 (Default = 100000000). Note The actual maximum number of rows displayed is currently lower than 100000000 due to software limitations. |
| ORDER | Specifies whether to display data on the screen in a sorted order. VARCHAR(51200): 1–51200 (Default = all rows are displayed). Permitted values are any valid token that can be shown for this command. Note In this table, more than one value cannot be specified for this token. |

| | |
|--------------|--|
| ORIG-NUMBER | <p>Dialing number of the calling number.</p> <p>NUMERIC: 4–15 decimal characters. (Do <i>not</i> include hyphens.)</p> <p>NUMERIC: 3–15 decimal characters. (Do <i>not</i> include hyphens.) (Release 4.5.1)</p> |
| SERVICE-TYPE | <p>Specifies the type of service to filter against in the billing database.</p> <p>STRING. Permitted values are:</p> <p>911-HANDLING</p> <p>ACCOUNT-CODE</p> <p>AIN-HANDLING</p> <p>ANONYMOUS-CALL-REJECTION</p> <p>AUTHORIZATION-CODE</p> <p>AUTOMATIC-CALLBACK</p> <p>AUTO-RECALL</p> <p>BUSY-LINE-VERIFICATION</p> <p>CALL-BLOCK</p> <p>CALL-FORWARD-BUSY</p> <p>CALL-FORWARD-COMBINATION (Release 4.5)</p> <p>CALL-FORWARD-NO-ANSWER</p> <p>CALL-FORWARD-UNCONDITIONAL</p> <p>CALL-HOLD</p> <p>CALL-PARK</p> <p>CALL-PARK-REOFFERED</p> <p>CALL-PARK-RETRIEVAL</p> <p>CALL-TRANSFER</p> <p>CALL-WAITING</p> <p>CALL-WAITING-DELUXE</p> <p>CALL-WAITING-WITH-CALLER-IDENTITY</p> <p>CALLING-ID-DELIVERY-BLOCK-PERMANENT</p> <p>CALLING-IDENTITY-DELIVERY-SUPPRESSION</p> <p>CALLING-NAME-DELIVERY</p> <p>CALLING-NAME-DELIVERY-BLOCKING</p> <p>CALLING-NUMBER-DELIVERY</p> <p>CALLING-NUMBER-DELIVERY-BLOCK</p> <p>CANCELLED-CALL-WAITING</p> <p>CLASS-OF-SERVICE</p> <p>CNAM-SCP-QUERY</p> <p>CUSTOM-DIALING-PLAN</p> <p>CUSTOMER-ORIGINATED-TRACE</p> <p>DIRECTED-CALL-PICKUP-WITH-BARGE-IN</p> |

DIRECTED-CALL-PICKUP-WITHOUT-BARGE-IN
 DO-NOT-DISTURB
 DRCW
 HOTLINE
 HOTLINE-VARIABLE
 NO-SOLICITATION-ANNOUNCEMENT (Release 4.5)
 LNP
 OUTGOING-CALL-BARRING
 PRIVACY-SCREENING (Release 4.5)
 REFER
 REJECT-CALLER
 REMOTE-ACTIVATION-OF-CALL-FORWARDING
 REMOTE-ACTIVATION-OF-CALL-FORWARDING-PIN
 REPEAT-CALL
 RETURN-CALL
 SCREENING-LIST-EDIT-DRCW
 SCREENING-LIST-EDIT-SCA
 SCREENING-LIST-EDIT-SCF
 SCREENING-LIST-EDIT-SCR
 SELECTIVE-CALL-ACCEPTANCE
 SELECTIVE-CALL-FORWARDING
 SELECTIVE-CALL-REJECTION
 SERVICE-FEATURE-GROUP-INCOMING
 SERVICE-FEATURE-GROUP-OUTGOING
 SPEED-CALLING
 THREE-WAY-CALL
 THREE-WAY-CALL-DELUXE
 TOLL-FREE
 USER-SENSITIVE-THREE-WAY-CALL
 WARMLINE

| | |
|------------|---|
| START-ROW | Specifies to begin displaying data on the screen at a specific row. INTEGER: 1–100000000 (Default = 1). |
| START-TIME | Report billing records that occur from this time forward. STRING: yyyy-mm-dd hh:mm:ss. |
| TAIL | Causes the system to report only the most recent records of the requested set. NUMERIC: 1–50 decimal characters. |
| TERM-CAUSE | Specifies the call termination cause to filter against in the billing database. STRING. Permitted values are: |

AAL-PARAM-NOT-SUPPORTED

ACCESS-INFO-DISCARDED
BEARER-CAPABILITY-NOT-IMPLEMENTED
BEARER-CAPABILITY-UNAVAILABLE
BEARER-CAPAB-INCOMPAT-WITH-SERVICE
CALL-AWARDED
CALL-PROCEEDING
CALL-REJECTED
CALL-RESTRICTED-WITH-CLIR
CHANNEL-DOES-NOT-EXIST
CHANNEL-UNACCEPTABLE
CHANNEL-UNAVAILABLE
CIRCUIT-CHANNEL-CONGESTED
DESTINATION-OUT-OF-ORDER
EXCESS-DIGIT-RECD
FACILITY-NOT-IMPLEMENTED
FACILITY-NOT-SUBSCRIBED
FACILITY-REJECTED
INCOMPATIBLE-DESTINATION
INCORRECT-MESSAGE-LENGTH
INFOELEMENT-NONEXISTENT
INVALID-CALL-REFERENCE
INVALID-ENDPOINT-REFERENCE
INVALID-INFOELEMENT
INVALID-NUMBER-FORMAT
INVALID-TRANSIT-NETW-SELECTION
MANDATORY-INFOELEMENT-MISSING
MESSAGE-INCOMPAT-WITH-CALL-STATE
MESSAGE-TYPE-NONEXISTENT
NETWORK-OUT-OF-ORDER
NORMAL-CALL-CLEARING
NORMAL-UNSPECIFIED
NO-ROUTE-DESTINATION
NO-ROUTE-TRANSIT-NETWORK
NO-VPCI-VCI-AVAILABLE
NUMBER-CHANGED
ONE-DIALED-IN-ERROR
ONE-NOT-DIALED
PROTOCOL-ERROR-THRESHOLD-XCEEDED
PROTOCOL-ERROR-UNSPECIFIED
QOS-UNAVAILABLE
RESOURCE-UNAVAILABLE

SERVICE-DENIED
SERVICE-NOT-IMPLEMENTED
SERVICE-OPERATION-VIOLATED
SERVICE-UNSPECIFIED
SWITCH-EQUIP-CONGESTED
TEMPORARY-FAILURE
TIMER-EXPIRY-RECOVERY
TOO-MANY-PENDING-ADD-PARTY-REQ
UNASSIGNED-NUMBER
UNAUTHORIZED-BEARER-CAPABILITY
UNSUPPORTED-TRAFFIC-PARAMS
USER-ALERTED-NO-ANSWER
USER-BUSY
USER-CELLRATE-UNAVAILABLE
USER-NOT-RESPONDING
VACANT-CODE
VPCI-VCI-ASSIGNMENT-FAIL
VPCI-VCI-NOT-AVAILABLE
ZERO-DIALED-IN-ERROR
INTERWORKING-ERROR-UNSPECIFIED
AAL_PARAM_NOT_SUPPORTED (Release 4.5.1)
ACCESS_INFO_DISCARDED (Release 4.5.1)
ACCOUNT_LIMIT_EXCEEDED (Release 4.5.1)
BEARER_CAPAB_INCOMPAT_WITH_SERVICE (Release 4.5.1)
BEARER_CAPABILITY_NOT_IMPLEMENTED (Release 4.5.1)
BEARER_CAPABILITY_UNAVAILABLE (Release 4.5.1)
CALL_AWARDED (Release 4.5.1)
CALL_PROCEEDING (Release 4.5.1)
CALL_REJECTED (Release 4.5.1)
CALL_RESTRICTED_WITH_CLIR (Release 4.5.1)
CALLED_NUMBER_PORTED_OUT (Release 4.5.1)
CHANNEL_DOES_NOT_EXIST (Release 4.5.1)
CHANNEL_UNACCEPTABLE (Release 4.5.1)
CHANNEL_UNAVAILABLE (Release 4.5.1)
CIRCUIT_CHANNEL_CONGESTED (Release 4.5.1)
DESTINATION_OUT_OF_ORDER (Release 4.5.1)
EXCESS_DIGIT_RECD (Release 4.5.1)
FACILITY_NOT_IMPLEMENTED (Release 4.5.1)
FACILITY_NOT_SUBSCRIBED (Release 4.5.1)

FACILITY_REJECTED (Release 4.5.1)
INCOMPATIBLE_DESTINATION (Release 4.5.1)
INCORRECT_MESSAGE_LENGTH (Release 4.5.1)
INFOELEMENT_NONEXISTENT (Release 4.5.1)
INTERWORKING_ERROR_UNSPECIFIED (Release 4.5.1)
INVALID_CALL_REFERENCE (Release 4.5.1)
INVALID_ENDPOINT_REFERENCE (Release 4.5.1)
INVALID_INFOELEMENT (Release 4.5.1)
INVALID_NUMBER_FORMAT (Release 4.5.1)
INVALID_TRANSIT_NETW_SELECTION (Release 4.5.1)
MANDATORY_INFOELEMENT_MISSING (Release 4.5.1)
MESSAGE_INCOMPAT_WITH_CALL_STATE (Release 4.5.1)
MESSAGE_TYPE_NONEXISTENT (Release 4.5.1)
MISROUTED_PORTED (Release 4.5.1)
NE_CAUSE_AUDIT_RELEASE (Release 4.5.1)
NETWORK_OUT_OF_ORDER (Release 4.5.1)
NO_ROUTE_DESTINATION (Release 4.5.1)
NO_ROUTE_TRANSIT_NETWORK (Release 4.5.1)
NO_VPCI_VCI_AVAILABLE (Release 4.5.1)
NORMAL_CALL_CLEARING (Release 4.5.1)
NORMAL_UNSPECIFIED (Release 4.5.1)
NUMBER_CHANGED (Release 4.5.1)
ONE_DIALED_IN_ERROR (Release 4.5.1)
ONE_NOT_DIALED (Release 4.5.1)
PROTOCOL_ERROR_THRESHOLD_XCEEDED (Release 4.5.1)
PROTOCOL_ERROR_UNSPECIFIED (Release 4.5.1)
QOS_UNAVAILABLE (Release 4.5.1)
REPOSE_STATIC_ENQ_MSG (Release 4.5.1)
RESOURCE_UNAVAILABLE (Release 4.5.1)
SERVICE_DENIED (Release 4.5.1)
SERVICE_NOT_IMPLEMENTED (Release 4.5.1)
SERVICE_OPERATION_VIOLATED (Release 4.5.1)
SERVICE_UNSPECIFIED (Release 4.5.1)
SWITCH_EQUIP_CONGESTED (Release 4.5.1)
TEMPORARY_FAILURE (Release 4.5.1)
TIMER_EXPIRY_RECOVERY (Release 4.5.1)
TOO_MANY_PENDING_ADD_PARTY_REQ (Release 4.5.1)
UNASSIGNED_NUMBER (Release 4.5.1)

UNAUTHORIZED_BEARER_CAPABILITY (Release 4.5.1)
 UNSUPPORTED_TRAFFIC_PARAMS (Release 4.5.1)
 USER_ALERTED_NO_ANSWER (Release 4.5.1)
 USER_BUSY (Release 4.5.1)
 USER_CELLRATE_UNAVAILABLE (Release 4.5.1)
 USER_NOT_RESPONDING (Release 4.5.1)
 VACANT_CODE (Release 4.5.1)
 VPCI_VCI_ASSIGNMENT_FAIL (Release 4.5.1)
 VPCI_VCI_NOT_AVAILABLE (Release 4.5.1)
 ZERO_DIALED_IN_ERROR (Release 4.5.1)

| | |
|-------------|--|
| TERM-NUMBER | Dialing number of the called number. |
| | NUMERIC: 4–15 decimal characters. (Do <i>not</i> include hyphens.) |
| | NUMERIC: 3–15 decimal characters. (Do <i>not</i> include hyphens.) (Release 4.5.1) |

Billing Call Detail Block

The Call Detail Block (CDB) (billingcdb) table enables or disables call types for billing using the billing-cdb command. Used to determine what is reported in the billing file.

Table Name: BILLINGCDB

Table Containment Area: OAMP



Note

CDB is the implementation of CDR, call detail record.

Command Types

Show and change

Examples

```
show billing-cdb type=local;
change billing-cdb type=local; enable=y;
```

Usage Guidelines

Primary Key Token(s): type

Syntax Description

| | |
|--------------|---|
| * TYPE | <p>Primary key. Call type to be enabled or disabled for billing purposes.</p> <p>STRING. Permitted values are:</p> <p>500—Service access code 500, use carrier to route the call.</p> <p>700—700 SAC call-route via PIC or dialed CAC.</p> <p>900—Service access code 900, use carrier to route the call.</p> <p>976—Information service calls.</p> <p>AIRLINES—Airline.</p> <p>AMBULANCE—Ambulance service call.</p> <p>ATTENDANT—Call to a Centrex attendant.</p> <p>BLV—Busy line verification call.</p> <p>BUSINESS—811 call to business office.</p> <p>CALLING-NUMBER-ANNOUNCEMENT (Release 4.5)—Announcement played upon call.</p> <p>CARRIER-OPERATOR—101xxxx+0-, or 00(PIC) call.</p> <p>CUT-THRU—Call to user-dialed access code (101xxxx+#).</p> <p>DA-411, NPA-555—12121 call to directory assistance.</p> <p>DA-TOLL—1+411, 1+NPA-555-1212 toll call to directory assistance.</p> <p>EMG—911 emergency calls.</p> <p>EXTENSION—Call to another extension within a business group.</p> <p>FIRE—Fire department call.</p> <p>INFO—Same as 976.</p> <p>INTERLATA—InterLATA call that uses PIC or dialed CAC.</p> <p>INTERLATA-DA (Release 4.5)—InterLATA Directory Assistance.</p> <p>INTERNATIONAL-DA (Release 4.5)—International Directory Assistance.</p> <p>INTL-OPERATOR—International operator.</p> <p>INTL-WORLD-ZONE-1—International World Zone.</p> <p>INVALID—Partial dialed digits that time out.</p> <p>LOCAL—7-digit or 10-digit nontoll call.</p> <p>LOOPBACK—TEST-Loopback test. (Obsoleted as of Release 4.5)</p> <p>LRN—Call to a DN that has been reserved as a local routing number.</p> <p>NAS—Network access server call.</p> <p>NATIONAL—Call within the United States, use LSA table to determine if local, toll or destination call. See the <i>Cisco BTS 10200 Softswitch Provisioning Guide</i> for more information.</p> <p>NATL-OPERATOR—National operator.</p> <p>NON—EMG-311 Civic service call.</p> <p>NONE—No call type was provisioned into the Cisco BTS 10200 Softswitch or the given dialing pattern. No data available regarding call type.</p> <p>NULL—Service activation, deactivation, or interrogation call.</p> <p>OPERATOR—0-call.</p> <p>OPERATOR-ASSISTED—0+ call.</p> <p>PCS—Call to personal communications services line (service access code 500-use carrier to route the call).</p> <p>POLICE—Police service call.</p> <p>PREMIUM—Same as 900.</p> <p>RAILWAYS—Railway.</p> <p>RELAY—711 relay call.</p> <p>REPAIR—611 repair call.</p> <p>SERVICE-CODE—Service code.</p> <p>SPEED-DIAL—Speed-dial call.</p> <p>TANDEM—Tandem call between CA and the next switch or CA.</p> <p>TEST-CALL—100,101,102,103,105, 108, NLB test calls. 108 and NLB test calls are supported as of Release 4.5.</p> <p>TIME—Time service call.</p> <p>TOLL—1+NPA-xxx-xxxx IntraLATA toll call.</p> <p>TOLL-FREE—8NN toll-free call (800, 888, 877, 866, 855).</p> <p>TRAFFIC—Traffic service call.</p> <p>TW—Time and weather call.</p> <p>UNIVERSAL-ACCESS-NUMBER (Release 4.5)—Universal access number.</p> <p>VACANT—Call attempted to an NPA/DN that is currently unassigned.</p> <p>WEATHER—Weather service call.</p> |
| AUTO-REFRESH | <p>Specifies whether to display cached data on the screen. Valid only for the show command.</p> <p>CHAR(1): Y/N (Default = Y).</p> <p>Y—Queries the database for the most current data.</p> <p>N—Queries the database for the most current data only if the cached data is unavailable.</p> |

| | |
|---------------|--|
| ENABLE | Enable or disable collection of the specified type of CDB. CHAR(1): Y/N (Default = Y). Y—Enable N—Disable |
| LIMIT | Specifies the number of rows to display on the screen. Valid only for the show command. INTEGER: 1–100000000 (Default = 100000000). Note The actual maximum number of rows displayed is currently lower than 100000000 due to software limitations. |
| ORDER | Specifies whether to display data on the screen in a sorted order. Valid only for the show command. VARCHAR(51200): 1–51200 (Default = all rows are displayed). Permitted values are any valid token that can be shown for this command. Multiple tokens can be entered by separating with a comma. |
| START- ROW | Specifies to begin displaying data on the screen at a specific row. Valid only for the show command. INTEGER: 1–100000000 (Default = 1). |



CHAPTER 5

Command Scheduler

Revised: July 24, 2009, OL-3743-42

The Command Scheduler (scheduled-command) table allows an operator to schedule a command to execute daily, weekly, or monthly at a specific time. Once a command is scheduled, the Command Scheduler allows removing a command from the schedule. Regardless of whether the command previously executed, the command can be removed at any time. If the command is scheduled to recur and is currently executing within the Element Management System (EMS), the command completes in a normal fashion but is removed from the list from that point forward.

It is often necessary to schedule commands to occur during periods of least system activity. Using the start time and recurrence command parameters, commands can be scheduled at any time and at any frequency. The recurrence parameter schedules a command daily, weekly, or monthly. Scheduling a command without the recurrence parameter causes the Command Scheduler to execute the command only once.

The characteristics of a scheduled command are read once at execution time. During execution, the characteristics can be changed but do not affect the command that is running.

To view generated a report go to <https://<active EMS IP address>>. Select the report and open ScheduledCommand<generated id>.html. Report results vary based on the scheduled command entered.'



Note

Noun-verb syntax is not checked until execution.

Table Name: SCHEDULED-COMMAND

Table Containment Area: OAMP

Command Types

Show, add, change, and delete

Examples

```
show scheduled-command id=1234
add scheduled-command start-time=2001-10-01 12:22:22; noun=database; verb=audit
change scheduled-command id=1234; start-time=2001-10-02 20:00:00
delete scheduled-command id=1234
```

Usage Guidelines

Primary Key Token(s): id

Add Rules: None.

Change Rules: Security privilege levels apply.

Commands with additional tokens use keys as token and key-values as the token values. Multiple token/token values are separated with a comma (no white space is allowed). For example:

```
add scheduled-command start-time=2005-0901 02:22:00; noun=mgw; verb=control;
keys=id,mode,target-state; key-values=emat-11,forced,oos;
```

This forces the mgw id=emat-11 out of service at 2:22AM.



Note

An asterisk preceeding a token name means the token is mandatory. A token without an asterisk is optional.

Syntax Description

| | |
|-----------------------------------|---|
| ID (System generated) | Mandatory for change command. Primary key. System-generated identifier. INTEGER. |
| VERB | Mandatory for add command. Command-line interface (CLI) verb. VARCHAR(64): 1–64 ASCII characters; any valid command verb. |
| NOUN | Mandatory for add command. CLI noun. VARCHAR(64): 1–64 ASCII characters; any valid command noun. |
| KEYS | Key associated with the noun-verb combination. VARCHAR(1024): 1–1024 ASCII characters; any key or keys allowed for the noun-verb combination, separated by a comma. Spaces are not allowed. For example: type,display Note The field size is large because many commands include several keys whose length can be up to 1024 characters. |
| KEY-VALUES | Value associated with the key entered for the noun-verb combination. VARCHAR(1024): 1–1024 ASCII characters; any value or values associated with the key or keys entered, separated by a comma. Spaces are not allowed. For example: full,none Note The field size is large because many commands include several values whose length can be up to 1024 characters. |
| START-TIME | Mandatory for add command. Start time of the command. Enter all 19 ASCII characters as shown. DATE: yyyy-mm-dd hh:mm:ss. |
| NEXT-START-DAY (System generated) | The next time the command will run. System generated based on the start-time. NUMERIC. |
| USER-NAME (System generated) | Username of the last user to modify the scheduled command. VARCHAR(16): 1–16 ASCII characters. |

| | |
|--------------------------------------|---|
| EXECUTION-COUNTER (System generated) | System-generated command repetition counter. NUMERIC. |
| RECURRENCE | Number of times to execute the command. VARCHAR(16): 1–16 ASCII characters. Permitted values are: NONE (Default)—One time DAILY WEEKLY MONTHLY |



Customer Originated Trace

Revised: July 24, 2009, OL-3743-42

The Customer Originated Trace (call-trace) table contains information gathered by the system when a customer activates a trace by pressing *57 on the telephone. The table logs information pertaining only to the most recently received call. The Call Trace Summary (call-trace-summary) command retrieves the logged information.

Table Name: CALL-TRACE

Table Containment Area: OAMP

Command Types

Report

Examples

```
report call-trace-summary
```



Note

Using the command without any tokens returns all entries in the table.

Usage Guidelines

Primary Key Token(s): None.

Foreign Key Token(s): term-id



Note

An asterisk preceding a token name means the token is mandatory. A token without an asterisk is optional.

Syntax Description

| | |
|-------------|--|
| CUSTOMER-DN | The customer's directory number. |
| | VARCHAR(10): 10 digits in the format npaxxxxxxx. |
| CALLING-DN | The caller's directory number. |
| | VARCHAR(10): 10 digits in the format npaxxxxxxx. |
| CALL-DATE | Date of the call. |
| | DATE: yyyy-mm-dd hh:mm:ss. |

| | |
|----------------------------|--|
| TRACE-DATE | Date the trace was activated. DATE: yyyy-mm-dd hh-mm-ss. |
| SUB-ID (System generated) | The subscriber ID of the customer who activated the trace. VARCHAR(30): 1–30 ASCII characters |
| TERM-ID (System generated) | Foreign key: Termination table. The termination ID of the customer who activated the trace. VARCHAR(32): 1–32 ASCII characters. |
| PRIVACY-STATUS | Refers to what caller information is displayed to the person being called. If the caller has this feature activated, only the applicable information is logged. VARCHAR(30): 1–30 ASCII characters. Permitted values are: FULL—Nothing is logged. NAME—Name is not logged. NUMBER—Number is not logged. OFF—Whatever is available for the caller is logged. |

**Note**

Table information is logged from the switch. If the system cannot decipher the information from the switch, it returns the value UNKNOWN in the applicable field.



Database Usage

Revised: July 24, 2009, OL-3743-42

The Database Usage (db-usage) table can only be provisioned at installation. It provides maximum, licensed, and current database record statistics. The *current number of records* field is updated by the Element Management System (EMS) in real time. The db-usage command also uses the Database Threshold (db-thresholds) table, which contains default alarm threshold parameters that are preprovisioned during installation. A service provider can change and show these threshold parameters. The default threshold parameters are:

- 80 percent minor
- 85 percent major
- 90 percent critical

**Note**

After a new install or an upgrade, all provisioning is disabled unless the DB-LICENSE file is provisioned. See the *Cisco BTS 10200 Softswitch Provisioning Guide* for steps.

Table Name: DB-USAGE

Table Containment Area: EMS

Command Types

Show and change

Examples

```
show db-usage table-name=dial-plan;  
change db-usage table-name=dial-plan; minor-threshold=70; major-threshold=80;  
critical-threshold=95;
```

Usage Guidelines

Primary Key Token(s): table-name

Change Rules:

- max-record-count must be greater than or equal to licensed-record-count.
- max-record-count must be greater than or equal to current-record-count.
- licensed-record-count must be greater than or equal to current-record-count.
- Major threshold must be less than Critical threshold and more than Minor threshold.

- Minor threshold must be less than Major threshold.


**Note**

In this chapter, an asterisk preceding a token name means the token is mandatory. A token without an asterisk is optional.

Syntax Description

| | |
|---|--|
| TABLE-NAME | Primary key. Table name. VARCHAR(32): 1–32 ASCII characters. |
| MAX-RECORD-COUNT (Not provisionable) | The size is specified in number of records. This field is populated during installation. INTEGER. |
| ALERT-LEVEL | Displays the status of record count for each table. VARCHAR(12): 1–12 ASCII characters. Permitted values are: NO-LICENSE—The DB size (license) is not installed. NORMAL—The current record count is lower than the minor threshold. MINOR—The current record count is higher than minor threshold and lower than major threshold. MAJOR—The current record count is higher than major threshold and lower than critical threshold. CRITICAL— The current record count is higher than critical threshold. |
| AUTO-REFRESH | Specifies whether to display cached data on the screen. Valid only for the show command. CHAR(1): Y/N (Default = Y). Y—Queries the database for the most current data. N—Queries the database for the most current data only if the cached data is unavailable. |
| CRITICAL-THRESHOLD | Threshold for critical alarm (in percent). INTEGER: 2–100 (Default = 90). |
| CURRENT-RECORD-COUNT (System generated) | Current number of records in the table. This field is 0 for new installations and is the current table size for existing systems. INTEGER. |
| DISPLAY | Specifies what token information to display on the screen. Valid only for the show command. VARCHAR(1024): 1–1024 (Default = all tokens are displayed). Permitted values are any valid token that can be shown for this command. Multiple tokens can be entered by separating with a comma. |
| LICENSED-RECORD-COUNT (Not provisionable) | Number of records authorized for the customer. This field is populated during installation. INTEGER. |

| | |
|-----------------|---|
| LIMIT | <p>Specifies the number of rows to display on the screen. Valid only for the show command.</p> <p>INTEGER: 1–100000000 (Default = 100000000).</p> <p>Note The actual maximum number of rows displayed is currently lower than 100000000 due to software limitations.</p> |
| MAJOR-THRESHOLD | <p>Threshold for major alarm (in percent).</p> <p>INTEGER: 1–99 (Default = 85).</p> |
| MINOR-THRESHOLD | <p>Threshold for minor alarm (in percent).</p> <p>INTEGER: 0–98 (Default = 80).</p> |
| ORDER | <p>Specifies whether to display data on the screen in a sorted order. Valid only for the show command.</p> <p>VARCHAR(1024): 1–1024 (Default = all rows are displayed). Permitted values are any valid token that can be shown for this command. Multiple tokens can be entered by separating with a comma.</p> |
| SEND-ALERT | <p>Indicates whether to turn the threshold alarm ON or OFF. If the table size is 10 records or less, the flag is automatically set to OFF.</p> <p>VARCHAR(16): 1–16 ASCII characters. Permitted values are:</p> <p>ON—Turn the threshold alarm on.</p> <p>OFF—Turn the threshold alarm off.</p> |
| START-ROW | <p>Specifies to begin displaying data on the screen at a specific row. Valid only for the show command.</p> <p>INTEGER: 1–100000000 (Default = 1).</p> |



Fresh Download

Revised: July 24, 2009, OL-3743-42

The Fresh Download command refreshes data in Call Agent (CA) shared memory. It recovers the data in the Call Agent shared memory in the event that shared memory data cannot be recovered by any other means. The fresh download wipes out Call Agent shared memory data and causes a total outage.

**Caution**

Only a operator of "ciscouser" authority can execute a download database command. No other user can execute this command. (Release 4.5)

**Caution**

Do not use this command on any live traffic production systems. Contact Cisco TAC if you need additional help regarding the use of this command for disaster recovery.

You can perform the command in one of the following ways:

- By ID
- By standby CA or Feature Server (FS)

**Note**

In this chapter, an asterisk preceding a token name means the token is mandatory. A token without an asterisk is optional.

Download by ID

The download by ID command allows copying database information from the Element Management System (EMS) to a specific CA or FS. If a CA ID is not specified, the command copies to all IDs.

Command Types

Download

Examples

```
download database target=ca; id=CA146
download database target=fsptc; id=FSPTC135
download database target=fsain; id=FSAIN125
```

Download by Standby Call Agent or Feature Server

The download to Standby CA or FS command allows copying database information from the EMS to a specific standby CA or FS. If a target is not specified, the active instance is used.

Command Types

Download

Examples

```
download database target=ca; id=CA146;
download database target=ca; id=CA146; target-state=standby;
```

Syntax Description

| | |
|--------------|---|
| *TARGET | Specifies the network element to receive the download. VARCHAR(5): 1–5 ASCII characters. Permitted values are: CA—Network identifier of a Call Agent. FSPTC (POTS/Tandem/Centrex Feature Server)—Network identifier of a specific Feature Server. FSAIN (AIN Feature Server)—Network identifier of AIN Feature Servers. |
| ID | Network ID of a specific CA or FS. VARCHAR(8): 1–8 ASCII characters consisting of any valid, provisioned CA, FSPTC, or FSAIN ID. |
| FILE | This contains all the SQL commands that represent all the data in an EMS database. This is a faster process than the alternative of going through the Queuing and Audit Manager (QAM). VARCHAR(128): 1–128 ASCII characters consisting of any valid filename. |
| TARGET-STATE | The state (active or standby) of the Call Agent or Feature Server. VARCHAR(7): 1–7 ASCII characters. Permitted values are: ACTIVE (Default)—Call Agent or Feature Server is in active state. STANDBY—Call Agent or Feature Server is in standby state. |



CHAPTER 9

History

Revised: July 24, 2009, OL-3743-42

The History (history) table stores a list of executed commands. A list of all executed commands can be sent to a file (report history), or displayed on the screen (show history).

Table Name: HISTORY

Table Containment Area: EMS only.

Command Types

Show and report

Examples

```
show history
report history
```



Note

Using the command without any tokens returns all entries in the table.

Usage Guidelines

Primary Key Token(s): None.

| | | |
|--------------------|--------------|---|
| Syntax Description | ADAPTER | <p>The OSS adapter. User input is not modified prior to validation.</p> <p>VARCHAR(30): 1–30 ASCII characters. Permitted values are:</p> <p>CLI</p> <p>SPIT</p> <p>IOS</p> <p>MNT</p> <p>TEST</p> <p>GUI</p> <p>FTP</p> <p>SNMP</p> <p>SUP</p> <p>CORBA</p> <p>HTTP</p> <p>CRON</p> <p>QAM</p> <p>DBASE</p> |
| | AUTO-REFRESH | <p>Specifies whether to display cached data on the screen.</p> <p>CHAR(1): Y/N (Default = Y).</p> <p>Y—Queries the database for the most current data.</p> <p>N—Queries the database for the most current data only if the cached data is unavailable.</p> |
| | DISPLAY | <p>Specifies what token information to display on the screen.</p> <p>VARCHAR(1024): 1–1024 (Default = all tokens are displayed). Permitted values are any valid token that can be shown for this command. Multiple tokens can be entered by separating with a comma.</p> |
| | END-TIME | <p>Ending time for history range.</p> <p>DATE/TIME: in the format: YYYY-MM-DD HH:MM:SS.</p> |
| | LIMIT | <p>Specifies the number of rows to display on the screen.</p> <p>INTEGER: 1–100000000 (Default = 100000000).</p> <p>Note The actual maximum number of rows displayed is currently lower than 100000000 due to software limitations.</p> |
| | NOUN | <p>The command noun.</p> <p>VARCHAR(50): 1–50 ASCII characters.</p> |
| | | |

| | |
|----------------|--|
| ORDER | <p>Specifies whether to display data on the screen in a sorted order.</p> <p>VARCHAR(1024): 1–1024 (Default = all rows are displayed). Permitted values are any valid token that can be shown for this command. Multiple tokens can be entered by separating with a comma.</p> |
| RESULT | <p>The result of the command.</p> <p>VARCHAR(100): 1–100 ASCII characters.</p> |
| SESSION | <p>The login session ID.</p> <p>VARCHAR(30): 1–30 ASCII characters.</p> |
| START-ROW | <p>Specifies to begin displaying data on the screen at a specific row.</p> <p>INTEGER: 1–100000000 (Default = 1).</p> |
| START-TIME | <p>The starting time for history range. Start-time must occur before end-time.</p> <p>DATE/TIME: in the format: YYYY-MM-DD HH:MM:SS.</p> |
| TRANSACTION-ID | <p>The transaction id.</p> <p>VARCHAR(30): 1–30 ASCII characters.</p> |
| USER | <p>The user.</p> <p>VARCHAR(50): 1–50 ASCII characters.</p> |
| USER-DOMAIN | <p>The user domain.</p> <p>VARCHAR(100): 1–100 ASCII characters.</p> |
| USER-INPUT | <p>The command input.</p> <p>VARCHAR(100): 1–100 ASCII characters.</p> |
| VERB | <p>The command verb.</p> <p>VARCHAR(50): 1–50 ASCII characters.</p> |



CHAPTER 10

Maintenance and Administration of System Component Commands

Revised: July 24, 2009, OL-3743-42

This chapter describes the status and control commands that are applicable only to the Call Agent (CA), Feature Server (FS), Element Management System (EMS), and the Bulk Data Management System (BDMS). There is also one System command. Status and control commands do not have their own tables.

Do not attempt to interpret responses from the status commands, or to use any control commands without first referring to the procedures and interpretations in the Cisco BTS 10200 Softswitch Operations Manual. Incorrect interpretation of the status commands, and incorrect usage of the control commands can cause a traffic or data interruption. For a complete list of sample replies and states, see the *Cisco BTS 10200 Softswitch Operations Manual*.



Note

In this chapter, an asterisk preceding a token name means the token is mandatory. A token without an asterisk is optional.

Control Command Target States

[Table 10-1](#) lists target states and their descriptions for the control commands.

Table 10-1 Control Command Target States and Descriptions

| Target State | Description |
|---|---|
| NORMAL (Obsoleted as of Release 4.5) | Normal allows changing the operational state from FORCED to NORMAL. If the previous configuration was FORCED_STANDBY_ACTIVE, a switchover will occur. |
| ACTIVE_STANDBY (Release 4.5) | Controls Side A to active and Side B to standby. |
| STANDBY_ACTIVE (Release 4.5) | Controls Side A to standby and Side B to active. |
| FORCED-ACTIVE-STANDBY (Obsoleted as of Release 4.5) | Side A is forced to active and Side B is standby. |

Table 10-1 Control Command Target States and Descriptions (continued)

| Target State | Description |
|---|---|
| FORCED-STANDBY-ACTIVE (Obsoleted as of Release 4.5) | Side A has been forced to standby and Side B is active. |

Call Agent

This section describes the status and control commands for the Cisco BTS 10200 Softswitch Call Agent.

Status Command

The status command reports the status of a Call Agent.

Command Types

Status

Examples

```
status call-agent;
```

Reply Example:

```
Reply: Request was successful.
REPLY=CONFIGURATION COMMAND EXECUTED-> status call-agent
PRIMARY STATUS -> ACTIVE_NORMAL
SECONDARY STATUS -> STANDBY_NORMAL
```



Note

In Release 4.5, the words FORCED and NORMAL are no longer returned in command responses. ACTIVE_NORMAL becomes ACTIVE, STANDBY_NORMAL becomes STANDBY, and so forth.

Control Command

The control command puts the Call Agent into a specific state.

Command Types

Control

Examples

```
control call-agent id=CA146; target-state=forced-standby-active;
control call-agent id=CA146; target-state=forced-active-standby;
control call-agent id=CA146; target-state=normal;
```

```
control call-agent id=CA146; target-state=standby-active; (Release 4.5)
control call-agent id=CA146; target-state=active-standby; (Release 4.5)
```

Reply Example:

```
Request was successful
```

REPLY=CONFIGURATION COMMAND EXECUTED->Reconfigured successfully.



Note

In Release 4.5, the words FORCED and NORMAL are no longer returned in command responses. ACTIVE_NORMAL becomes ACTIVE, STANDBY_NORMAL becomes STANDBY, and so forth.

Feature Server

This section describes the status and control commands for the Cisco BTS 10200 Softswitch Feature Server.

Status Command

The status command reports the status of a Feature Server. Entering the command without an id returns all feature servers except third party (3PTY) feature servers. 3PTY feature servers are not valid for this command.

Command Types

Status

Examples

```
status feature-server id=FSAIN205.Cisco.com;
```

Reply Example:

```
Request was successful.
REPLY=CONFIGURATION COMMAND EXECUTED-> status feature-server
PRIMARY STATUS -> ACTIVE-NORMAL
SECONDARY STATUS -> STANDBY-NORMAL
```



Note

In Release 4.5, the words FORCED and NORMAL are no longer returned in command responses. ACTIVE_NORMAL becomes ACTIVE, STANDBY_NORMAL becomes STANDBY, and so forth.

Control Command

The control command puts a Feature Server into a specific state. This command is not valid for 3PTY feature servers.

Command Types

Control

Examples

```
control feature-server id=FSAIN205.Cisco.com; target-state=normal;
```

```
control feature-server id=FSAIN205.Cisco.com; target-state=active-standby; (Release 4.5)
```

Reply Example:

```
Request was successful
```

```
REPLY=CONFIGURATION COMMAND EXECUTED->control feature-server LOCAL STATUS
```

Element Management System

This section describes the status and control commands for the Cisco BTS 10200 Softswitch Element Management System (EMS). These commands are specific to the EMS. For Billing commands, see the [“Bulk Data Management System” section on page 10-5](#).

Status Command

The status command reports the status of an EMS.

Command Types

Status

Examples

```
status element-manager; id=EM01;
```

Reply Example:

Reply : Success:

```
ELEMENT MANAGER STATUS IS... ->
```

```
APPLICATION INSTANCE -> Element Manager [EM1]
```

```
PRIMARY STATUS -> ACTIVE_NORMAL
```

```
SECONDARY STATUS -> FAULTY
```

```
EMS ORACLE STATUS IS ... -> Daemon is running!
```

```
ORACLE STATUS IS... -> Daemon is running! Control Command
```



Note

In Release 4.5, the words FORCED and NORMAL are no longer returned in command responses. ACTIVE_NORMAL becomes ACTIVE, STANDBY_NORMAL becomes STANDBY, and so forth.

Control Command

The control command puts an EMS into a specific state.

Command Types

Control

Examples

```
control element-manager id=EM01; target-state=normal;
```

```
control element-manager id=EM01; target-state=active-standby; (Release 4.5)
```

Reply Example:

Request was successful

```
REPLY=CONFIGURATION COMMAND EXECUTED->CONTROL EMS LOCAL STATUS
```


Bulk Data Management System

This section describes the status and control commands for the Cisco BTS 10200 Softswitch Bulk Data Management System (BDMS).

Status Command

The status command reports the status of the BDMS.

| | |
|---------------|--------|
| Command Types | Status |
|---------------|--------|

| | |
|----------|--|
| Examples | |
|----------|--|

```
status bdms; id=BDMS01;
```

Reply Example:

```
BILLING SERVER STATUS IS... ->
```

```
APPLICATION INSTANCE -> Bulk Data Management Server [BDMS01]
```

```
PRIMARY STATUS -> ACTIVE
```

```
SECONDARY STATUS -> STANDBY
```

```
BILLING ORACLE STATUS IS... -> Daemon is running!
```

Reply : Success:

```
CLI>
```

```
CLI>control bdms id=BDMS01; target-state=active-standby
```

```
APPLICATION INSTANCE -> Bulk Data Management Server [BDMS01]
```

```
REASON -> Application instance is already in request configuration
```

Reply : Success:

Control Command

The control command puts the BDMS into a specific state.

| | |
|---------------|---------|
| Command Types | Control |
|---------------|---------|

| | |
|----------|--|
| Examples | |
|----------|--|

```
control bdms id=BDMS1; target-state=normal;
```

```
control bdms id=BDMS1; target-state=active-standby; (Release 4.5)
```

Reply Example:

Reply : Success:

```
APPLICATION INSTANCE -> Bulk Data Management Server [BDMS01]
```

```
REASON -> CONFIGURATION COMMAND EXECUTED->CONTROL BDMS LOCAL STATUS System
```

Status System Command

The status system command returns the status of all applicable components of the system, including the BDMS.

Command Types

Status

Examples

```
status system;
```

Reply Example:

```
Checking Call Agent status ...
Checking Feature Server status ...
Checking Billing Server status ...
Checking Billing Oracle status ...
Checking Element Manager status ...
Checking ORACLE status ...

CALL AGENT STATUS IS... ->

APPLICATION INSTANCE -> Call Agent [CA146]
PRIMARY STATUS -> STANDBY_NORMAL
SECONDARY STATUS -> ACTIVE_NORMAL

FEATURE SERVER STATUS IS... ->

APPLICATION INSTANCE -> Feature Server [FSPTC235]
PRIMARY STATUS -> STANDBY_NORMAL
SECONDARY STATUS -> ACTIVE_NORMAL

FEATURE SERVER STATUS IS... ->

APPLICATION INSTANCE -> Feature Server [FSAIN205]
PRIMARY STATUS -> STANDBY_NORMAL
SECONDARY STATUS -> ACTIVE_NORMAL

BILLING SERVER STATUS IS... ->

APPLICATION INSTANCE -> Bulk Data Management Server [BDMS01]
PRIMARY STATUS -> ACTIVE_NORMAL
SECONDARY STATUS -> STANDBY_NORMAL

BILLING ORACLE STATUS IS... -> Daemon is running!

ELEMENT MANAGER STATUS IS... ->

APPLICATION INSTANCE -> Element Manager [EM01]
PRIMARY STATUS -> STANDBY_NORMAL
SECONDARY STATUS -> ACTIVE_NORMAL

EMS ORACLE STATUS IS ... -> Daemon is running!

Reply : Success:
```



Note

In Release 4.5, the words FORCED and NORMAL are no longer returned in command responses. ACTIVE_NORMAL becomes ACTIVE, STANDBY_NORMAL becomes STANDBY, and so forth.

Status Application Command

The status application command shows the state of any Cisco BTS 10200 Softswitch application (CA, FS, EMS, BDMS), including uptime, side indications and additional qualifying reason information.

Command Types

Status

Examples

```
status application id=*; (returns status of each component)
status application id=1; (returns status of every component containing a 1)
status application id=CA146;
status application id=CA146;
status application id=EM01;
status application id=EM01;
```

Usage Guidelines

Wild card matching is available for this command. A value can be entered to report any component that has this value. For example, entering id=1 returns every component that has a 1 in its value.

Syntax Description

| | |
|------|---|
| * ID | Type of application. VARCHAR(8): 1–8 ASCII characters. Permitted values are: CAnnn (or cannn)—CA EMnn (or emnn)—EMS BDMSnn (or bdms)—BDMS FSPTCnnn (or fsptcnnn)—FSPTC FSAINnnn (or fsainnnn)—FSAIN |
| NODE | UNIX system id. Input is not modified prior to validation. VARCHAR(64): 1–64 ASCII characters. Enter at least 1 character, but not more than 64 characters. To clear a value, enter NULL. |

Control Application Command


The control application command stops or starts a platform instance using the CLI. This is the same as a root user entering the command: platform stop -i CA146.

Command Types

Control

Examples

```
control application id=CA146; node=prica01;action=start;
control application id=CA146; node=prica01;action=stop;
control application id=EM01; node=priems01;action=start;
control application id=EM01; node=priems01;action=stop;
```

| Syntax Description | | |
|------------------------|---|--|
| * ID | Type of application. VARCHAR(8): 1–8 ASCII characters. VARCHAR(64): 1–64 ASCII characters. (Release 4.5.1) Permitted values are: CA _{nnn} (or can _{nn})—CA EM _{nn} (or em _{nn})—EMS BDMS _{nn} (or bdms)—BDMS FS _{nnn} (or fs _{nnn})—FS | |
| * ACTION | Activity to perform. Permitted values are: START—Start a CA, EMS, BDMS, or FS. This is the same as performing a <i>platform start</i> . STOP—Stop a CA, EMS, BDMS, or FS. This is the same as performing a <i>platform stop</i> .  Caution Performing a platform stop takes down a component and can produce outages. | |
| * BYPASS (Release 4.5) | Mandatory in Release 4.5.1. Bypass. Input is not modified prior to validation. CHAR(1): Y/N (Default = N). | |
| * NODE | UNIX system id. Input is not modified prior to validation. VARCHAR(64): 1–64 ASCII characters. Enter at least 1 character, but not more than 64 characters. To clear a value, enter NULL. | |
| * IRDP (Release 4.5) | Mandatory in Release 4.5.1. IRDP. Input is not modified prior to validation. CHAR(1): Y/N (Default = Y). | |
| * PING (Release 4.5) | Mandatory in Release 4.5.1. Ping. Input is not modified prior to validation. CHAR(1): Y/N (Default = Y). | |

System Configuration Command

Use the System Configuration commands to manage the Network Time Protocol servers on the system.

Command Types

Show and change

Examples

```
show ems;
change ems ntp-server=ntp-server-1,ntp-server-2; (Obsolete in Release 4.5)
change ems interface=cel;ip-alias=priems09.cisco.com
```



Note

There are two forms of the change command:

```
change ems ntp-server=xxxx (Obsolete in Release 4.5)
```

```
change ems interface=xxx, ip-alias=xxx
```

The first form identifies the NTP server that the Element Management System (EMS) must synchronize to. The second form creates an IP address alias that tracks the active EMS.

Usage Guidelines

Primary Key Token(s): None.

Change Rules: None.

Syntax Description

| | |
|------------|---|
| INTERFACE | The physical network interface to be made an alias. VARCHAR(10): 1–10 characters. |
| IP-ALIAS | Interface alias. Assigned by the service provider. VARCHAR(64): 1–64 characters. |
| NTP-SERVER | Network time protocol master server name. Defines the Cisco BTS 10200 Softswitch server used for time synchronization. VARCHAR(64): 1–64 ASCII characters. Note In Release 4.1, both NTP servers must be specified. In Release 4.2, only one NTP server must be specified. |



CHAPTER 11

Measurements

Revised: July 24, 2009, OL-3743-42

This chapter describes the tables and their commands that are used to provision and manage the types of traffic statistics in Measurement tables.



Note

Some tokens in this chapter are mandatory for *on-demand requests*. An *on-demand request* takes a snapshot of current counters at a particular point in time. This snapshot can be across current collection intervals (time interval), although only data from the current interval is returned. For example, if you wish to get a current measurement at 6:10 AM, and it is 6:10 AM, you can enter a start time of 6:10 or greater (such as 6:20). But you will receive only those counters collected from 6:01 until 6:10, within the time of the current collection interval. For this type of command, the on-demand tokens are mandatory. However, if it is 6:10 AM and you run a start time of 5:00 and an end time of 5:30, you will receive all measurements collected in that interval and the on-demand tokens are optional.

For any measurement report request, you can specify the creation of a file of comma-separated ASCII data of the values retrieved. This is done using the `output=<filename>` token. This token is created in memory when needed and is not physically present in any of the measurement tables. It is used in conjunction with the `output-type` token. For example, entering the following command results in the creation of a file `Tm_yourfilename.csv` in the `/opt/ems/report` directory:

```
report measurement-callp-summary; output=callpsummary; output-type=CSV
```

All files begin with `Tm_`, followed by the filename entered by the user, and are placed in the `/opt/ems/report` directory on the active Element Management System (EMS).

The output file contains the same data that one receives from issuing a report, except that the data is arranged horizontally in a comma-separated format. Therefore, instead of the following:

```
FIELD-NAME1 value1  
FIELD-NAME2 value2
```

The output is:

```
FIELD-NAME1, FIELD-NAME2, value1, value2, and so forth.
```



Note

In the following tables, the start-time value must be greater than, or equal to, now when you take snapshots of measurement data that have not yet been logged to the disk yet.

**Note**

In this chapter, an asterisk preceding a token name means the token is mandatory. A token without an asterisk is optional.

AIN Services Summary

The Measurement AIN Services Feature Server Summary (measurement-ainsvc-summary) table requests a summary report of AIN service-related statistics for a specified Feature Server that occur during a specified collection interval (time-interval). Each collection interval starts on the hour, half-hour, or quarter-hour.

Table Name: MEASUREMENT-AINSVC-SUMMARY

Table Containment Area: OAMP

Command Types

Report, show and clear

Examples

```
show measurement-ainsvc-summary;
report measurement-ainsvc-summary start-time=2001-03-27 06:00:00; end-time=2001-03-27
13:00:00; feature-server-id=FSAIN203;output-type=csv;
clear measurement-ainsvc-summary feature-server-id=FSAIN203;
```

**Caution**

The clear command clears *all* current collecting measurement values for the specified Call Agent. There will not be any announcement data to report until the next interval.

Usage Guidelines

Primary Key Token(s): None.

Foreign Key Token(s): feature-server-id

Syntax Description

| | |
|-------------------|---|
| FEATURE-SERVER-ID | Mandatory for on-demand requests. Foreign key: Feature Server table. The ID of the associated Feature Server. VARCHAR(8): 1–8 ASCII characters in the format fsptcnnn or fsainnnn. |
| DISPLAY | Specifies particular report counters to display on the screen. Display token values must be entered with an underscore (_). Do not use hyphens (-). STRING. See Table 11-1 for permitted values. |
| END-TIME | Ending time for measurement summary. Enter all 19 ASCII characters as shown. DATE and TIME: YYYY-MM-DD HH:MM:SS. |

| | |
|-------------|--|
| INTERVAL | <p>Specifies whether to report measurement entries for all intervals, or to get the current data that is not yet in a report.</p> <p>STRING.</p> <p>CURRENT—Returns the measurement data available for the latest interval that is not yet in a report for the Call Agent and Feature Server. If used with the START-TIME token, the START-TIME token is ignored and the INTERVAL=CURRENT value is used.</p> <p>ALL—returns all the entries in regardless of the timestamp or reported intervals. If used with the START-TIME token, this token is ignored and the START-TIME value is used.</p> |
| OUTPUT-TYPE | <p>Specifies the desired output format. Permitted values are:</p> <p>CSV (Default)—Comma-separated view</p> <p>XML—Extensible Markup Language</p> |
| START-TIME | <p>Mandatory for on-demand requests. Starting time for measurements summary. Enter all 19 ASCII characters as shown. Start-time must occur before end-time. Measurement items are available for the current and previous calendar days only (up to a maximum of 48 hours of events). If the time specified is during the current collection interval only, partial measurement counts are displayed.</p> <p>DATE and TIME: YYYY-MM-DD HH:MM:SS.</p> |
| SUM | <p>Specifies whether the resulting report request must contain the individual interval reports (N) or a summation of all interval reports into one composite report (Y).</p> <p>CHAR(1): Y/N (Default = N).</p> |

Table 11-1 lists the values for the AIN Services Summary Display token.

Table 11-1 AIN Services Summary Display Token Values

| |
|----------------------------|
| TIMESTAMP |
| NODENAME |
| CONDITION |
| AIN SVC_TOTAL_QUERY |
| AIN SVC_8XX_QUERY |
| AIN SVC_EXT_8XX_QUERY |
| AIN SVC_EXT_8XX_QUERY_SUCC |
| AIN SVC_EXT_8XX_FAIL_APP |
| AIN SVC_EXT_8XX_FAIL_NETW |
| AIN SVC_LOC_8XX_QUERY |
| AIN SVC_LOC_8XX_QUERY_SUCC |
| AIN SVC_LOC_8XX_ANI_BLOCK |
| AIN SVC_LOC_8XX_II_BLOCK |
| AIN SVC_LOC_8XX_DNIS_SUCC |

| | |
|--------------------------------|---------------|
| AIN SVC LOC 8XX ROUTING SUCC | |
| AIN SVC LOC 8XX REROUTE | |
| AIN SVC LOC 8XX FAIL APP | |
| AIN SVC TOTAL LNP QUERY | |
| AIN SVC EXT LNP QUERY | |
| AIN SVC EXT LNP QUERY SUCC | |
| AIN SVC EXT LNP FAIL APP | |
| AIN SVC EXT LNP FAIL NETW | |
| AIN SVC EXT 8XX QUERY FAIL | |
| AIN SVC EXT LNP QUERY LRN | |
| AIN SVC EXT LNP QUERY FAIL | |
| AIN SVC LOC LNP QUERY | (Release 4.5) |
| AIN SVC LOC LNP QUERY SUCC | (Release 4.5) |
| AIN SVC LOC LNP FAIL APP | (Release 4.5) |
| AIN SVC LOC LNP QUERY RN FOUND | (Release 4.5) |
| AIN SVC LOC LNP QUERY NO RN | (Release 4.5) |
| NUM OF 8XX | |
| NUM OF AIN | |
| NUM OF CNAM | |
| NUM OF EXT 8XX | |
| NUM OF EXT 8XX FAIL APPL | |
| NUM OF EXT 8XX FAIL NET | |
| NUM OF EXT 8XX QUERY FAIL | |
| NUM OF EXT 8XX SUCCEED | |
| NUM OF EXT CNAM | |
| NUM OF EXT CNAM FAIL APPL | |
| NUM OF EXT CNAM SUCCEED | |
| NUM OF EXT LNP | |
| NUM OF EXT LNP FAIL APPL | |
| NUM OF EXT LNP QUERY FAIL | |
| NUM OF EXT LNP QUERY LRN | |
| NUM OF EXT LNP SUCCEED | |
| NUM OF LNP | |
| NUM OF LOC 8XX | |
| NUM OF LOC 8XX ANI BLOCKED | |
| NUM OF LOC 8XX DNIS SUCCEED | |
| NUM OF LOC 8XX FAIL APPL | |
| NUM OF LOC 8XX II BLOCKED | |

| |
|--------------------------------|
| NUM_OF_LOC_8XX_REROUTED |
| NUM_OF_LOC_8XX_ROUTING_SUCCEED |
| NUM_OF_LOC_8XX_SUCCEED |
| SIP_100_RX |
| SIP_100_TX |
| SIP_18x_RX |
| SIP_18x_TX |
| SIP_200_RX |
| SIP_200_TX |
| SIP_3xx_RX |
| SIP_3xx_TX |
| SIP_4xx_RX |
| SIP_4xx_TX |
| SIP_5xx_RX |
| SIP_5xx_TX |
| SIP_6xx_RX |
| SIP_6xx_TX |
| SIP_7xx_RX |
| SIP_7xx_TX |
| SIP_ACK_RX |
| SIP_ACK_TX |
| SIP_BYE_RX |
| SIP_BYE_TX |
| SIP_CANCEL_RX |
| SIP_CANCEL_TX |
| SIP_INFO_RX |
| SIP_INFO_TX |
| SIP_INVITE_RX |
| SIP_INVITE_REPLACES_RX |
| SIP_INVITE_REPLACES_TX |
| SIP_INVITE_TX |
| SIP_NOTIFY_RX |
| SIP_NOTIFY_TX |
| SIP_OPTIONS_RX |
| SIP_OPTIONS_TX |
| SIP_PRACK_RX |
| SIP_PRACK_TX |
| SIP_PROV_RSP_RETRAN_RX |

| |
|--------------------------|
| SIP_PROV_RSP_RETRAN_TX |
| SIP_REFER_RX |
| SIP_REFER_W_REPLACEs_RX |
| SIP_REFER_TX |
| SIP_REGISTER_RX |
| SIP_REGISTER_TX |
| SIP_REL100_RX |
| SIP_REL100_TX |
| SIP_REQ_RETRAN_RX |
| SIP_REQ_RETRAN_TX |
| SIP_RSP_RETRAN_RX |
| SIP_RSP_RETRAN_TX |
| SIP_SUBSCRIBE_RX |
| SIP_SUBSCRIBE_TX |
| SIP_T1_TIMER_EXPIRED |
| SIP_T2_TIMER_REACHED |
| SIP_TOTAL_INCOM_MSG |
| SIP_TOTAL_SUCC_INCOM_MSG |
| SIP_TOTAL_OUTG_MSG_ATTMP |
| SIP_TOTAL_SUCC_OUTG_MSG |
| SIP_UNSUPPORTED_RX |
| SIP_UPDATE_RX |
| SIP_UPDATE_TX |

Announcement Measurements Summary

The Announcement Measurements Summary (measurement-anm-summary) table collects announcement statistics, such as how many times a specific announcement was played during a specified collection interval (time-interval). Each collection interval starts on the hour, half-hour, or quarter-hour.

Table Name: MEASUREMENT-ANM-SUMMARY

Table Containment Area: OAMP

Command Types

Report, show and clear

Examples

```
show measurement-anm-summary;
report measurement-anm-summary start-time=2001-03-27 06:00:00; end-time=2001-03-27
06:30:00; call-agent-id=CA146;output-type=csv;
clear measurement-anm-summary call-agent-id=ca001;
```

**Caution**

The clear command clears *all* current collecting measurement values for the specified Call Agent. There will not be any announcement data to report until the next interval.

Usage Guidelines

Primary Key Token(s): None.

Foreign Key Token(s): call-agent-id

Change Rules: None.

Syntax Description

| | |
|---------------|--|
| CALL-AGENT-ID | <p>Mandatory for on-demand requests. Foreign key: Call Agent table. ID of the associated Call Agent.</p> <p>VARCHAR(8): 1–8 ASCII characters in the format CAnnn or cannn.</p> |
| DISPLAY | <p>Specifies particular report counters to display on the screen. Display token values must be entered with an underscore (_). Do not use hyphens (-).</p> <p>STRING. Permitted values are:</p> <p>TIMESTAMP</p> <p>NODENAME</p> <p>CONDITION</p> <p>ANM_ADDR_INCOMPLETE</p> <p>ANM_AUTHCODE_INVALID</p> <p>ANM_CALL_REJECTED</p> <p>ANM_CAUSE_UNKNOWN</p> <p>ANM_CKT_UNAVAIL</p> <p>ANM_DEST_OUTOFORDER</p> <p>ANM_EMG_CKT_UNAVAIL (Release 4.5)</p> <p>ANM_FAC_REJECT</p> <p>ANM_FEAT_NOT_SUBS</p> <p>ANM_HNPA_ABSENT</p> <p>ANM_NO_ROUTE_DEST</p> <p>ANM_NO_RTE_TRANSITNW</p> <p>ANM_NUM_CHANGED</p> <p>ANM_PRE_0_1_ABSENT</p> <p>ANM_PRE_0_1_PRESENT</p> <p>ANM_TEMP_DISCONNECT</p> <p>ANM_UNALLOCATED_NUM</p> |
| END-TIME | <p>Ending time for measurement summary. Enter all 19 ASCII characters as shown.</p> <p>DATE and TIME: YYYY-MM-DD HH:MM:SS.</p> |

| | |
|-------------|--|
| INTERVAL | <p>Specifies whether to report measurement entries for all intervals, or to get the current data that is not yet in a report.</p> <p>STRING.</p> <p>CURRENT—Returns the measurement data available for the latest interval that is not yet in a report for the Call Agent and Feature Server. If used with the START-TIME token, the START-TIME token is ignored and the INTERVAL=CURRENT value is used.</p> <p>ALL—returns all the entries in regardless of the timestamp or reported intervals. If used with the START-TIME token, this token is ignored and the START-TIME value is used.</p> |
| OUTPUT-TYPE | <p>Specifies the desired output format. Permitted values are:</p> <p>CSV (Default)—Comma-separated view</p> <p>XML—Extensible Markup Language</p> |
| START-TIME | <p>Mandatory for on-demand requests. Starting time for measurements summary. Enter all 19 ASCII characters as shown. Start-time must occur before end-time. Measurement items are available for the current and previous calendar days only (up to a maximum of 48 hours of events).</p> <p>DATE and TIME: YYYY-MM-DD HH:MM:SS.</p> |
| SUM | <p>Specifies whether the resulting report request must contain the individual interval reports (N) or a summation of all interval reports into one composite report (Y).</p> <p>CHAR(1): Y/N (Default = N).</p> |

Measurement AIN Tools Summary (Release 4.4.1)

The Measurement AIN Tools Summary (measurement-ain-tools-summary) table collects AIN tools statistics. Each collection interval starts on the hour, half-hour, or quarter-hour.

Table Name: MEASUREMENT-AIN-TOOLS-SUMMARY

Table Containment Area: OAMP

Command Types

Report, show and clear

Examples

```
show measurement-ain-tools-summary;
report measurement-ain-tools-summary start-time=2002-03-27 10:00:00; end-time=2002-03-27
12:00:00; feature-server-id=FSAIN203; output=ain-tools-report; output-type=csv;
clear measurement-ain-tools-summary feature-server-id=FSAIN203;
```

Usage Guidelines

Primary Key Token(s): None.

Foreign Key Token(s): call-agent-id

| | | |
|---------------------------|-------------------|---|
| Syntax Description | FEATURE-SERVER-ID | Mandatory for on-demand requests. Foreign key: Feature Server table. The ID of the associated Feature Server. VARCHAR(8): 1–8 ASCII characters in the format fsptcnnn or fsainnnn. |
| | DISPLAY | Specifies particular report counters to display on the screen. Display token values must be entered with an underscore (_). Do not use hyphens (-). STRING. See Table 11-2 for permitted values. |
| | END-TIME | Ending time for measurement summary. Enter all 19 ASCII characters as shown. DATE and TIME: YYYY-MM-DD HH:MM:SS. |
| | INTERVAL | Specifies whether to report measurement entries for all intervals, or to get the current data that is not yet in a report. STRING. CURRENT—Returns the measurement data available for the latest interval that is not yet in a report for the Call Agent and Feature Server. If used with the START-TIME token, the START-TIME token is ignored and the INTERVAL=CURRENT value is used. ALL—returns all the entries in regardless of the timestamp or reported intervals. If used with the START-TIME token, this token is ignored and the START-TIME value is used. |
| | OUTPUT-TYPE | Specifies the desired output format. Permitted values are: CSV (Default)—Comma-separated view XML—Extensible Markup Language |
| | START-TIME | Mandatory for on-demand requests. Starting time for measurements summary. Enter all 19 ASCII characters as shown. Start-time must occur before end-time. Measurement items are available for the current and previous calendar days only (up to a maximum of 48 hours of events). If the time specified is during the current collection interval only, partial measurement counts are displayed. DATE and TIME: YYYY-MM-DD HH:MM:SS. |
| | SUM | Specifies whether the resulting report request must contain the individual interval reports (N) or a summation of all interval reports into one composite report (Y). CHAR(1): Y/N (Default = N). |

[Table 11-2](#) lists the values for the Measurement AIN Tools Summary Display token.

Table 11-2 Measurement AIN Tools Summary Display Token Values

| |
|---------------------------|
| TIMESTAMP |
| NODENAME |
| CONDITION |
| AIN SVC_8XX_QUERY |
| AIN SVC_EXT_8XX_FAIL_APP |
| AIN SVC_EXT_8XX_FAIL_NETW |
| AIN SVC_EXT_8XX_QUERY |

| | |
|--------------------------------|---------------|
| AIN SVC_EXT_8XX_QUERY_FAIL | |
| AIN SVC_EXT_8XX_QUERY_SUCC | |
| AIN SVC_EXT_LNP_FAIL_APP | |
| AIN SVC_EXT_LNP_FAIL_NETW | |
| AIN SVC_EXT_LNP_QUERY | |
| AIN SVC_EXT_LNP_QUERY_FAIL | |
| AIN SVC_EXT_LNP_QUERY_LRN | |
| AIN SVC_EXT_LNP_QUERY_SUCC | |
| AIN SVC_LOC_8XX_ANI_BLOCK | |
| AIN SVC_LOC_8XX_DNIS_SUCC | |
| AIN SVC_LOC_8XX_FAIL_APP | |
| AIN SVC_LOC_8XX_II_BLOCK | |
| AIN SVC_LOC_8XX_QUERY | |
| AIN SVC_LOC_8XX_QUERY_SUCC | |
| AIN SVC_LOC_8XX_REROUTE | |
| AIN SVC_LOC_8XX_ROUTING_SUCC | |
| AIN SVC_LOC_LNP_FAIL_APP | (Release 4.5) |
| AIN SVC_LOC_LNP_QUERY | (Release 4.5) |
| AIN SVC_LOC_LNP_QUERY_NO_RN | (Release 4.5) |
| AIN SVC_LOC_LNP_QUERY_RN_FOUND | (Release 4.5) |
| AIN SVC_LOC_LNP_QUERY_SUCC | (Release 4.5) |
| AIN SVC_TOTAL_LNP_QUERY | |
| AIN SVC_TOTAL_QUERY | |
| SIS_100_RX | (Release 4.5) |
| SIS_100_TX | (Release 4.5) |
| SIS_18x_RX | (Release 4.5) |
| SIS_18x_TX | (Release 4.5) |
| SIS_200_RX | (Release 4.5) |
| SIS_200_TX | (Release 4.5) |
| SIS_3xx_RX | (Release 4.5) |
| SIS_3xx_TX | (Release 4.5) |
| SIS_4xx_RX | (Release 4.5) |
| SIS_4xx_TX | (Release 4.5) |
| SIS_5xx_RX | (Release 4.5) |
| SIS_5xx_TX | (Release 4.5) |
| SIS_6xx_RX | (Release 4.5) |
| SIS_6xx_TX | (Release 4.5) |
| SIS_7xx_RX | (Release 4.5) |

| | |
|--------------------------|---------------|
| SIS_7xx_TX | (Release 4.5) |
| SIS_ACK_RX | (Release 4.5) |
| SIS_ACK_TX | (Release 4.5) |
| SIS_BYE_RX | (Release 4.5) |
| SIS_BYE_TX | (Release 4.5) |
| SIS_CANCEL_RX | (Release 4.5) |
| SIS_CANCEL_TX | (Release 4.5) |
| SIS_INFO_RX | (Release 4.5) |
| SIS_INFO_TX | (Release 4.5) |
| SIS_INVITE_REPLACES_RX | (Release 4.5) |
| SIS_INVITE_REPLACES_TX | (Release 4.5) |
| SIS_INVITE_RX | (Release 4.5) |
| SIS_INVITE_TX | (Release 4.5) |
| SIS_NOTIFY_RX | (Release 4.5) |
| SIS_NOTIFY_TX | (Release 4.5) |
| SIS_OPTIONS_RX | (Release 4.5) |
| SIS_OPTIONS_TX | (Release 4.5) |
| SIS_PRACK_RX | (Release 4.5) |
| SIS_PRACK_TX | (Release 4.5) |
| SIS_PROV_RSP_RETRAN_RX | (Release 4.5) |
| SIS_PROV_RSP_RETRAN_TX | (Release 4.5) |
| SIS_REFER_RX | (Release 4.5) |
| SIS_REFER_TX | (Release 4.5) |
| SIS_REFER_W_REPLACES_RX | (Release 4.5) |
| SIS_REGISTER_RX | (Release 4.5) |
| SIS_REGISTER_TX | (Release 4.5) |
| SIS_REL100_RX | (Release 4.5) |
| SIS_REL100_TX | (Release 4.5) |
| SIS_REQ_RETRAN_RX | (Release 4.5) |
| SIS_REQ_RETRAN_TX | (Release 4.5) |
| SIS_RSP_RETRAN_RX | (Release 4.5) |
| SIS_RSP_RETRAN_TX | (Release 4.5) |
| SIS_SUBSCRIBE_RX | (Release 4.5) |
| SIS_SUBSCRIBE_TX | (Release 4.5) |
| SIS_T1_TIMER_EXPIRED | (Release 4.5) |
| SIS_T2_TIMER_REACHED | (Release 4.5) |
| SIS_TOTAL_INCOM_MSG | (Release 4.5) |
| SIS_TOTAL_OUTG_MSG_ATTMP | (Release 4.5) |

| | |
|----------------------------|---------------|
| SIS_TOTAL_SUCC_INCOM_MSG | (Release 4.5) |
| SIS_TOTAL_SUCC_OUTG_MSG | (Release 4.5) |
| SIS_UNSUPPORTED_RX | (Release 4.5) |
| SIS_UPDATE_RX | (Release 4.5) |
| SIS_UPDATE_TX | (Release 4.5) |
| TOOLS_LNP_QUERY_ATTMP | |
| TOOLS_LNP_QUERY_SUCC | |
| TOOLS_TOLLFREE_QUERY_ATTMP | |
| TOOLS_TOLLFREE_QUERY_SUCC | |

Measurement Audit Summary

The Measurement Audit Summary (measurement-audit-summary) table requests a summary report of audit-related statistics for a specified Call Agent that occurred during a specified collection interval (time-interval). Each collection interval starts on the hour, half-hour, or quarter-hour.

Table Name: MEASUREMENT-AUDIT-SUMMARY

Table Containment Area: OAMP

Command Types

Report, show and clear

Examples

```
show measurement-audit-summary;  
report measurement-audit-summary start-time=2003-03-27 06:00:00; end-time=2003-03-27  
06:30:00; call-agent-id=CA146;output-type=csv;  
clear measurement-audit-summary call-agent-id=CA146;
```



Caution

The clear command clears *all* current collecting measurement values for the specified Call Agent. There will not be any announcement data to report until the next interval.

Usage Guidelines

Primary Key Token(s): None.

Foreign Key Token(s): call-agent-id

| | | |
|--------------------|---------------|--|
| Syntax Description | CALL-AGENT-ID | Mandatory for on-demand requests. Foreign key: Call Agent table. ID of the associated Call Agent. VARCHAR(8): 1–8 ASCII characters in the format CAnnn or cannn. |
| | DISPLAY | Specifies particular report counters to display on the screen. Display token values must be entered with an underscore (_). Do not use hyphens (-). STRING. Permitted values are: TIMESTAMP NODENAME CONDITION AUDIT_FS_TOTAL_SIP_RESP_TMO (Release 4.5) AUDIT_FS_TOTAL_SIP_NOACK_TMO (Release 4.5) AUDIT_FS_TOTAL_CA_SWITCHOVER (Release 4.5) AUDIT_SIP_CCB_FREED (Release 4.5) AUDIT_SIP_CALL_RELEASED (Release 4.5) AUDIT_SIP_BCM_CALL_RELEASED (Release 4.5) AUDIT_SIP_REGCONTACT_FREED (Release 4.5) AUDIT_SS7_TRUNK_STATE_SYNCED (Release 4.5) AUDIT_SS7_LONG_DUR_EXCEEDED (Release 4.5) SS7_AUDIT_LONG_DUR_EXCEEDED SS7_AUDIT_TRUNK_STATE_SYNCED |
| | END-TIME | Ending time for measurement summary. Enter all 19 ASCII characters as shown. DATE and TIME: YYYY-MM-DD HH:MM:SS. |
| | INTERVAL | Specifies whether to report measurement entries for all intervals, or to get the current data that is not yet in a report. STRING. CURRENT—Returns the measurement data available for the latest interval that is not yet in a report for the Call Agent and Feature Server. If used with the START-TIME token, the START-TIME token is ignored and the INTERVAL=CURRENT value is used. ALL—returns all the entries in regardless of the timestamp or reported intervals. If used with the START-TIME token, this token is ignored and the START-TIME value is used. |
| | OUTPUT-TYPE | Specifies the desired output format. Permitted values are: CSV (Default)—Comma-separated view XML—Extensible Markup Language |

| | |
|------------|---|
| START-TIME | <p>Mandatory for on-demand requests. Starting time for measurements summary. Enter all 19 ASCII characters as shown. Start-time must occur before end-time. Measurement items are available for the current and previous calendar days only (up to a maximum of 48 hours of events). If the time specified is during the current collection interval only, partial measurement counts are displayed.</p> <p>DATE and TIME: YYYY-MM-DD HH:MM:SS.</p> |
| SUM | <p>Specifies whether the resulting report request must contain the individual interval reports (N) or a summation of all interval reports into one composite report (Y).</p> <p>CHAR(1): Y/N (Default = N).</p> |

Measurement Billing Summary

The Measurement Billing Summary (measurement-billing-summary) table requests a summary report of billing-related statistics for a specified Call Agent that occurred during a specified collection interval (time-interval). Each collection interval starts on the hour, half-hour, or quarter-hour.

Table Name: MEASUREMENT-BILLING-SUMMARY

Table Containment Area: OAMP

Command Types

Report, show and clear

Examples

```
show measurement-billing-summary;
report measurement-billing-summary start-time=2003-03-27 06:00:00; end-time=2003-03-27
06:30:00; call-agent-id=CA146;output-type=csv;
clear measurement-billing-summary call-agent-id=CA146;
```



Caution

The clear command clears *all* current collecting measurement values for the specified Call Agent. There will not be any announcement data to report until the next interval.

Usage Guidelines

Primary Key Token(s): None.

Foreign Key Token(s): call-agent-id

Syntax Description

| | |
|---------------|---|
| CALL-AGENT-ID | Mandatory for on-demand requests. Foreign key: Call Agent table. ID of the associated Call Agent. VARCHAR(8): 1–8 ASCII characters in the format CAnnn or cannn. |
| DISPLAY | Specifies particular report counters to display on the screen. Display token values must be entered with an underscore (_). Do not use hyphens (-). STRING. See Table 11-3 for permitted values. |
| END-TIME | Ending time for measurement summary. Enter all 19 ASCII characters as shown. DATE and TIME: YYYY-MM-DD HH:MM:SS. |
| INTERVAL | Specifies whether to report measurement entries for all intervals, or to get the current data that is not yet in a report. STRING. CURRENT—Returns the measurement data available for the latest interval that is not yet in a report for the Call Agent and Feature Server. If used with the START-TIME token, the START-TIME token is ignored and the INTERVAL=CURRENT value is used. ALL—returns all the entries in regardless of the timestamp or reported intervals. If used with the START-TIME token, this token is ignored and the START-TIME value is used. |

| | |
|-------------|---|
| OUTPUT-TYPE | Specifies the desired output format. Permitted values are: CSV (Default)—Comma-separated view XML—Extensible Markup Language |
| START-TIME | Mandatory for on-demand requests. Starting time for measurements summary. Enter all 19 ASCII characters as shown. Start-time must occur before end-time. Measurement items are available for the current and previous calendar days only (up to a maximum of 48 hours of events). If the time specified is during the current collection interval only, partial measurement counts are displayed. DATE and TIME: YYYY-MM-DD HH:MM:SS |
| SUM | Specifies whether the resulting report request must contain the individual interval reports (N) or a summation of all interval reports into one composite report (Y). CHAR(1): Y/N (Default = N). |

Table 11-3 lists the values for the Measurement Billing Summary Display token.

Table 11-3 Measurement Billing Summary Display Token Values

| |
|--------------------------------------|
| TIMESTAMP |
| NODENAME |
| CONDITION |
| BILLING_EM_ACKED |
| BILLING_EM_LOGGED |
| BILLING_EM_RETRANS |
| BILLING_TOTAL_AIRLINES (Release 4.5) |
| BILLING_TOTAL_CNA (Release 4.5) |
| BILLING_TOTAL_DA_INTER (Release 4.5) |
| BILLING_TOTAL_DA_INTL (Release 4.5) |
| BILLING_TOTAL_INTL_OPR (Release 4.5) |
| BILLING_TOTAL_INTL_WZ1 (Release 4.5) |
| BILLING_TOTAL_LB_TEST (Release 4.5) |
| BILLING_TOTAL_NAT_OPR (Release 4.5) |
| BILLING_TOTAL_RAILWAYS (Release 4.5) |
| BILLING_TOTAL_SVC_CODE (Release 4.5) |
| BILLING_TOTAL_MOBILE (Release 4.5) |
| BILLING_TOTAL_UAN (Release 4.5) |
| CALLTYPE_500 |
| CALLTYPE_700 |
| CALLTYPE_900 |
| CALLTYPE_976 |
| CALLTYPE_AMBULANCE |

| |
|----------------------------|
| CALLTYPE_ATTENDANT |
| CALLTYPE_BLV |
| CALLTYPE_BUSINESS |
| CALLTYPE_CARRIER_OPERATOR |
| CALLTYPE_CUT_THRU |
| CALLTYPE_DA |
| CALLTYPE_DA_TOLL |
| CALLTYPE_EMG |
| CALLTYPE_EXTENSION |
| CALLTYPE_FIRE |
| CALLTYPE_INFO |
| CALLTYPE_INTERLATA |
| CALLTYPE_INTL |
| CALLTYPE_INVALID |
| CALLTYPE_LOCAL |
| CALLTYPE_LRN |
| CALLTYPE_NAS |
| CALLTYPE_NATIONAL |
| CALLTYPE_NON_EMG |
| CALLTYPE_NONE |
| CALLTYPE_OPERATOR |
| CALLTYPE_OPERATOR_ASSISTED |
| CALLTYPE_PCS |
| CALLTYPE_POLICE |
| CALLTYPE_PREMIUM |
| CALLTYPE_RELAY |
| CALLTYPE_REPAIR |
| CALLTYPE_SPEED_DIAL |
| CALLTYPE_TANDEM |
| CALLTYPE_TEST_CALL |
| CALLTYPE_TIME |
| CALLTYPE_TOLL |
| CALLTYPE_TOLL_FREE |
| CALLTYPE_TRAFFIC |
| CALLTYPE_TW |
| CALLTYPE_VACANT |
| CALLTYPE_WEATHER |

Measurement Call Processing Summary

The Measurement Call Processing Summary (measurement-callp-summary) table provides a summary report of call processing statistics for a specified Call Agent that occurred during a specified collection interval (time-interval). Each collection interval starts on the hour, half-hour, or quarter-hour.

Table Name: MEASUREMENT-CALLP-SUMMARY

Table Containment Area: OAMP

Command Types

Report, show and clear

Examples

```
show measurement-callp-summary;  
report measurement-callp-summary start-time=2003-03-27 06:00:00; end-time=2003-03-27  
06:30:00; call-agent-id=CA146;output-type=csv;  
clear measurement-callp-summary call-agent-id=CA146;
```

Usage Guidelines

Primary Key Token(s): None.

Foreign Key Token(s): call-agent-id

Syntax Description

| | |
|---------------|---|
| CALL-AGENT-ID | Mandatory for on-demand requests. Foreign key: Call Agent table. ID of the associated Call Agent. VARCHAR(8): 1–8 ASCII characters in the format CAnnn or cannn. |
| DISPLAY | Specifies particular report counters to display on the screen. Display token values must be entered with an underscore (_). Do not use hyphens (-). STRING. See Table 11-4 for permitted values. |
| END-TIME | Ending time for measurement summary. Enter all 19 ASCII characters as shown. DATE and TIME: YYYY-MM-DD HH:MM:SS. |
| INTERVAL | Specifies whether to report measurement entries for all intervals, or to get the current data that is not yet in a report. STRING. CURRENT—Returns the measurement data available for the latest interval that is not yet in a report for the Call Agent and Feature Server. If used with the START-TIME token, the START-TIME token is ignored and the INTERVAL=CURRENT value is used. ALL—returns all the entries in regardless of the timestamp or reported intervals. If used with the START-TIME token, this token is ignored and the START-TIME value is used. |
| OUTPUT-TYPE | Specifies the desired output format. Permitted values are: CSV (Default)—Comma-separated view XML—Extensible Markup Language |

| | |
|------------|--|
| START-TIME | Mandatory for on-demand requests. Starting time for measurements summary. Enter all 19 ASCII characters as shown. Start-time must occur before end-time. Measurement items are available for the current and previous calendar days only (up to a maximum of 48 hours of events). If the time specified is during the current collection interval only, partial measurement counts are displayed. DATE and TIME: YYYY-MM-DD HH:MM:SS. |
| SUM | Specifies whether the resulting report request must contain the individual interval reports (N) or a summation of all interval reports into one composite report (Y). CHAR(1): Y/N (Default = N). |

Table 11-4 lists the values for the Measurement Call Processing Summary Display token.

Table 11-4 Measurement Call Processing Summary Display Token Values

| |
|---|
| TIMESTAMP |
| NODENAME |
| CONDITION |
| BCM_CALL_SUCC |
| BCM_CAS_CALL_SUCCBCM_CAS_CALL_A BAND |
| BCM_CAS_CAS_CALL |
| BCM_CAS_H323_CALLS |
| BCM_CAS_ISDN_CALL |
| BCM_CAS_MGCP_CALL |
| BCM_CAS_ORIG_ATTMP |
| BCM_CAS_ORIG_FAIL |
| BCM_CAS_SIP_CALL |
| BCM_CAS_SS7_CALL |
| BCM_CAS_TERM_ATTMP |
| BCM_CAS_TERM_FAIL |
| BCM_EMGNCY_ATTMP |
| BCM_EMGNCY_CALL_ABAND |
| BCM_EMGNCY_CALL_SUCC |
| BCM_EMGNCY_FAIL |
| BCM_H323_CALLS_ABANDON |
| BCM_H323_CALLS_SUCCESS |
| BCM_H323_CAS_CALLSBCM_H323_H323_C ALLS |
| BCM_H323_ISDN_CALLS |
| BCM_H323_MGCP_CALLS |
| BCM_H323_ORIG_ATTEMPTS |
| BCM_H323_ORIG_FAILURES |

| |
|--------------------------------------|
| BCM_H323_SIP_CALLS |
| BCM_H323_SS7_CALLS |
| BCM_H323_TERM_ATTEMPTS |
| BCM_H323_TERM_FAILURES |
| BCM_INTERLA_ATTMP |
| BCM_INTERLA_CALL_ABAND |
| BCM_INTERLA_FAILBCM_INTERL_CALL_SUCC |
| BCM_INTL_ATTMP |
| BCM_INTL_CALL_ABAND |
| BCM_INTL_CALL_SUCC |
| BCM_INTL_FAIL |
| BCM_INTRAL_CALL_SUCC |
| BCM_INTRALA_ATTMP |
| BCM_INTRALA_CALL_ABAND |
| BCM_INTRALA_FAIL |
| BCM_ISDN_CALL_ABAND |
| BCM_ISDN_CALL_SUCC |
| BCM_ISDN_CAS_CALL |
| BCM_ISDN_H323_CALLS |
| BCM_ISDN_ISDN_CALL |
| BCM_ISDN_MGCP_CALL |
| BCM_ISDN_ORIG_ATTMP |
| BCM_ISDN_ORIG_FAIL |
| BCM_ISDN_SIP_CALL |
| BCM_ISDN_SS7_CALL |
| BCM_ISDN_TERM_ATTMP |
| BCM_ISDN_TERM_FAIL |
| BCM_LOCAL_ATTMP |
| BCM_LOCAL_CALL_ABAND |
| BCM_LOCAL_CALL_SUCC |
| BCM_LOCAL_FAIL |
| BCM_MGCP_CALL_ABAND |
| BCM_MGCP_CALL_SUCC |
| BCM_MGCP_CAS_CALL |
| BCM_MGCP_H323_CALLS |
| BCM_MGCP_ISDN_CALL |
| BCM_MGCP_MGCP_CALL |
| BCM_MGCP_ORIG_ATTMP |

| |
|---|
| BCM_MGCP_ORIG_FAIL |
| BCM_MGCP_SIP_CALL |
| BCM_MGCP_SS7_CALL |
| BCM_MGCP_TERM_ATTMP |
| BCM_MGCP_TERM_FAIL |
| BCM_ORIG_ATTMP |
| BCM_ORIG_FAIL |
| BCM_SIP_CALL_ABAND |
| BCM_SIP_CALL_SUCC |
| BCM_SIP_CAS_CALL |
| BCM_SIP_H323_CALLS |
| BCM_SIP_ISDN_CALL |
| BCM_SIP_MGCP_CALL |
| BCM_SIP_ORIG_ATTMP |
| BCM_SIP_ORIG_FAIL |
| BCM_SIP_SIP_CALL |
| BCM_SIP_SS7_CALL |
| BCM_SIP_TERM_ATTMP |
| BCM_SIP_TERM_FAIL |
| BCM_SS7_CALL_ABAND |
| BCM_SS7_CALL_SUCC |
| BCM_SS7_CAS_CALL |
| BCM_SS7_H323_CALLS |
| BCM_SS7_ISDN_CALL |
| BCM_SS7_MGCP_CALL |
| BCM_SS7_ORIG_ATTMP |
| BCM_SS7_ORIG_FAIL |
| BCM_SS7_SIP_CALL |
| BCM_SS7_SS7_CALL |
| BCM_SS7_TERM_ATTMP |
| BCM_SS7_TERM_FAIL |
| BCM_TERM_ATTMP |
| BCM_TERM_FAIL |
| BCM_TOLL_FREE_ATTMP |
| BCM_TOLL_FREE_CALL_ABAND |
| BCM_TOLL_FREE_CALL_SUCCBCM_CALL _ABAND |
| BCM_TOLL_FREE_FAIL |
| BCM_TPM_NAS_ADMIN_REBOOT |

| | |
|--------------------------------|---------------|
| BCM_TPM_NAS_ADMIN_RESET | |
| BCM_TPM_NAS_AUTH_FAIL | |
| BCM_TPM_NAS_AUTH_SUCC | |
| BCM_TPM_NAS_CALLBACK | |
| BCM_TPM_NAS_CLD_UNACC | |
| BCM_TPM_NAS_CLG_UNACC | |
| BCM_TPM_NAS_HOST_REQUEST | |
| BCM_TPM_NAS_IDLE_TIMEOUT | |
| BCM_TPM_NAS_ISP_PORT_LIMIT | |
| BCM_TPM_NAS_LOST_CARRIER | |
| BCM_TPM_NAS_LOST_SERVICE | |
| BCM_TPM_NAS_NAS_ERROR | |
| BCM_TPM_NAS_NAS_REBOOT | |
| BCM_TPM_NAS_NAS_REQUEST | |
| BCM_TPM_NAS_NO_MODEMS | |
| BCM_TPM_NAS_OP_FAIL | |
| BCM_TPM_NAS_PORT_ERROR | |
| BCM_TPM_NAS_PORT_PREEMPTED | |
| BCM_TPM_NAS_PORT_SUSPENDED | |
| BCM_TPM_NAS_PORT_UNNEEDED | |
| BCM_TPM_NAS_SERVICE_UNAVAIL | |
| BCM_TPM_NAS_SESSION_TIMEOUT | |
| BCM_TPM_NAS_USER_ERROR | |
| BCM_TPM_NAS_USER_REQUEST | |
| CALLP_LB_TEST_SUCC | (Release 4.5) |
| CALLP_NCT_TEST_SUCC | (Release 4.5) |
| CALLP_NCT_TEST_FAIL | (Release 4.5) |
| CALLP_NLB_TEST_SUCC | (Release 4.5) |
| CALLP_NLB_TEST_FAIL | (Release 4.5) |
| CALLP_TEST_ROUTE_SUCC | (Release 4.5) |
| CALLP_TOTAL_TDISC_ORIG_ATTMP | (Release 4.5) |
| CALLP_T38_FAX_MEDIA_SETUP_SUCC | (Release 4.5) |
| CALLP_T38_FAX_MEDIA_SETUP_FAIL | (Release 4.5) |

Measurement Call Tools Summary (Release 4.4.1)

The Measurement Call Tools Summary (measurement-call-tools-summary) table collects call tools statistics. Each collection interval starts on the hour, half-hour, or quarter-hour.

Table Name: MEASUREMENT-CALL-TOOLS-SUMMARY

Table Containment Area: OAMP

Command Types

Report, show and clear

Examples

```
show measurement-call-tools-summary;
report measurement-call-tools-summary start-time=2002-03-27 10:00:00; end-time=2002-03-27
12:00:00; call-agent-id=CA146; output=call-tools-report; output-type=csv;
clear measurement-call-tools-summary call-agent-id=CA146;
```

Usage Guidelines

Primary Key Token(s): None.

Foreign Key Token(s): call-agent-id

Syntax Description

| | |
|---------------|--|
| CALL-AGENT-ID | <p>Mandatory for on-demand requests. Foreign key: Call Agent table. ID of the associated Call Agent.</p> <p>VARCHAR(8): 1–8 ASCII characters in the format CAnnn or cannn.</p> |
| DISPLAY | <p>Specifies particular report counters to display on the screen. Display token values must be entered with an underscore (_). Do not use hyphens (-).</p> <p>STRING. Permitted values are:</p> <p>STIMESTAMP</p> <p>NODENAME</p> <p>CONDITION</p> <p>TOOLS_TRUNK_TRANS_ATTMP</p> <p>TOOLS_TRUNK_TRANS_SUCC</p> <p>TOOLS_LINE_TRANS_ATTMP</p> <p>TOOLS_LINE_TRANS_SUCC</p> |
| END-TIME | <p>Ending time for measurement summary. Enter all 19 ASCII characters as shown.</p> <p>DATE and TIME: YYYY-MM-DD HH:MM:SS.</p> |
| INTERVAL | <p>Specifies whether to report measurement entries for all intervals, or to get the current data that is not yet in a report.</p> <p>STRING.</p> <p>CURRENT—Returns the measurement data available for the latest interval that is not yet in a report for the Call Agent and Feature Server. If used with the START-TIME token, the START-TIME token is ignored and the INTERVAL=CURRENT value is used.</p> <p>ALL—returns all the entries in regardless of the timestamp or reported intervals. If used with the START-TIME token, this token is ignored and the START-TIME value is used.</p> |

| | |
|-------------|--|
| OUTPUT-TYPE | Specifies the desired output format. Permitted values are: CSV (Default)—Comma-separated view XML—Extensible Markup Language |
| START-TIME | Mandatory for on-demand requests. Starting time for measurements summary. Enter all 19 ASCII characters as shown. Start-time must occur before end-time. Measurement items are available for the current and previous calendar days only (up to a maximum of 48 hours of events). If the time specified is during the current collection interval only, partial measurement counts are displayed. DATE and TIME: YYYY-MM-DD HH:MM:SS. |
| SUM | Specifies whether the resulting report request must contain the individual interval reports (N) or a summation of all interval reports into one composite report (Y). CHAR(1): Y/N (Default = N). |

Measurement Dynamic QOS Summary

The Measurement Dynamic Quality of Service (QOS) Summary (measurement-dqos-summary) table requests a summary report of quality-of-service-related statistics for a specified Call Agent that occurred during a specified collection interval (time-interval). Each collection interval starts on the hour, half-hour, or quarter-hour.

Table Name: MEASUREMENT-DQOS-SUMMARY

Table Containment Area: OAMP

Command Types

Report, show and clear

Examples

```
show measurement-dqos-summary;
report measurement-dqos-summary start-time=2003-03-27 06:00:00; end-time=2003-03-27
06:30:00; call-agent-id=CA146;
clear measurement-dqos-summary call-agent-id=CA146;
```



Caution

The clear command clears *all* current collecting measurement values for the specified Call Agent. There will not be any announcement data to report until the next interval.

Usage Guidelines

Primary Key Token(s): None.

Foreign Key Token(s): call-agent-id

| | | |
|--------------------|---------------|---|
| Syntax Description | CALL-AGENT-ID | Mandatory for on-demand requests. Foreign key: Call Agent table. ID of the associated Call Agent. VARCHAR(8): 1–8 ASCII characters in the format CAnnn or cannn. |
| | DISPLAY | Specifies particular report counters to display on the screen. Display token values must be entered with an underscore (_). Do not use hyphens (-). STRING. Permitted values are: TIMESTAMP NODENAME CONDITION DQOS_GATE_COMMIT—The number of successfully committed DQOS gates of all types on the reporting CMTS. DQOS_GATESET_ATTMP—The number of DQOS gate set attempts of all types on the reporting CMTS. DQOS_GATESET_SUCC—The number of successful DQOS gate set attempts of all types on the reporting CMTS. |
| | END-TIME | Ending time for measurement summary. Enter all 19 ASCII characters as shown. DATE and TIME: YYYY-MM-DD HH:MM:SS. |
| | INTERVAL | Specifies whether to report measurement entries for all intervals, or to get the current data that is not yet in a report. STRING. CURRENT—Returns the measurement data available for the latest interval that is not yet in a report for the Call Agent and Feature Server. If used with the START-TIME token, the START-TIME token is ignored and the INTERVAL=CURRENT value is used. ALL—returns all the entries in regardless of the timestamp or reported intervals. If used with the START-TIME token, this token is ignored and the START-TIME value is used. |
| | OUTPUT-TYPE | Specifies the desired output format. Permitted values are: CSV (Default)—Comma-separated view XML—Extensible Markup Language |
| | START-TIME | Mandatory for on-demand requests. Starting time for measurements summary. Enter all 19 ASCII characters as shown. Start-time must occur before end-time. Measurement items are available for the current and previous calendar days only (up to a maximum of 48 hours of events). If the time specified is during the current collection interval only, partial measurement counts are displayed. DATE and TIME: YYYY-MM-DD HH:MM:SS. |
| | SUM | Specifies whether the resulting report request must contain the individual interval reports (N) or a summation of all interval reports into one composite report (Y). CHAR(1): Y/N (Default = N). |

Measurement Event Messaging Summary

The Measurement Event Messaging Summary (measurement-em-summary) table requests a summary report of billing event-related statistics for a specified Feature Server that occurred during a specified collection interval (time-interval). Each collection interval starts on the hour, half-hour, or quarter-hour.

Table Name: MEASUREMENT-EM-SUMMARY

Table Containment Area: OAMP

Command Types

Report, show and clear

Examples

```
show measurement-em-summary;
report measurement-em-summary start-time=2003-03-27 06:00:00;end-time=2003-03-27 06:30:00;
call-agent-id=CA146;output-type=csv;
clear measurement-em-summary call-agent-id=CA146;
```

Usage Guidelines

Primary Key Token(s): None.

Foreign Key Token(s): feature-server-id

Syntax Description

| | |
|---------------|--|
| CALL-AGENT-ID | <p>Mandatory for on-demand requests. Foreign key: Call Agent table. ID of the associated Call Agent.</p> <p>VARCHAR(8): 1–8 ASCII characters in the format CAnnn or cannn.</p> |
| DISPLAY | <p>Specifies particular report counters to display on the screen. Display token values must be entered with an underscore (_). Do not use hyphens (-).</p> <p>STRING. Permitted values are:</p> <p>TIMESTAMP</p> <p>NODENAME</p> <p>CONDITION</p> <p>BILLING_EM_ACKED—The number of EMs acknowledged by the RKS.</p> <p>BILLING_EM_LOGGED—The number of EMs written to disk but not sent to any RKS.</p> <p>BILLING_EM_RETRANS—The number of event messages that were transmitted to an alternate RKS due to the lack of a response from a previously tried RKS, excluding retries. The counter is incremented when an event message is first sent to an alternate RKS. Any retries that occur at the RADIUS stack level (as provided in the radius-profile table) will not be included in this count.</p> |
| END-TIME | <p>Ending time for measurement summary. Enter all 19 ASCII characters as shown.</p> <p>DATE and TIME: YYYY-MM-DD HH:MM:SS.</p> |

| | |
|-------------|--|
| INTERVAL | <p>Specifies whether to report measurement entries for all intervals, or to get the current data that is not yet in a report.</p> <p>STRING.</p> <p>CURRENT—Returns the measurement data available for the latest interval that is not yet in a report for the Call Agent and Feature Server. If used with the START-TIME token, the START-TIME token is ignored and the INTERVAL=CURRENT value is used.</p> <p>ALL—returns all the entries in regardless of the timestamp or reported intervals. If used with the START-TIME token, this token is ignored and the START-TIME value is used.</p> |
| OUTPUT-TYPE | <p>Specifies the desired output format. Permitted values are:</p> <p>CSV (Default)—Comma-separated view</p> <p>XML—Extensible Markup Language</p> |
| START-TIME | <p>Mandatory for on-demand requests. Starting time for measurements summary. Enter all 19 ASCII characters as shown. Start-time must occur before end-time. Measurement items are available for the current and previous calendar days only (up to a maximum of 48 hours of events). If the time specified is during the current collection interval only, partial measurement counts are displayed.</p> <p>DATE and TIME: YYYY-MM-DD HH:MM:SS</p> |
| SUM | <p>Specifies whether the resulting report request must contain the individual interval reports (N) or a summation of all interval reports into one composite report (Y).</p> <p>CHAR(1): Y/N (Default = N).</p> |

Measurement H323 Summary

The Measurement H323 Summary (measurement-h323-summary) table requests a summary report of H.323-related statistics for a specified Call Agent that occur during a specified collection interval (time-interval). Each collection interval starts on the hour, half-hour, or quarter-hour.

Table Name: MEASUREMENT-H323-SUMMARY

Table Containment Area: OAMP

Command Types

Report, show and clear

Examples

```
show measurement-h323-summary;
report measurement-h323-summary start-time=2003-03-27 06:00:00; end-time=2003-03-27
06:30:00; call-agent-id=CA146;output-type=csv;
clear measurement-h323-summary call-agent-id=ca001;
```



Note

The clear command clears all current collecting measurement values for the specified Call Agent. There will not be any announcement data to report until the next interval.

Usage Guidelines

Primary Key Token(s): None.

Foreign Key Token(s): call-agent-id

Other Rules: None.

Syntax Description

| | |
|---------------|---|
| CALL-AGENT-ID | Mandatory for on-demand requests. Foreign key: Call Agent table. VARCHAR(8): 1–8 ASCII characters in the format CAnnn or cannn. |
| DISPLAY | Specifies particular report counters to display on the screen. Display token values must be entered with an underscore (_). Do not use hyphens (-). STRING. See Table 11-5 for permitted values. |
| END-TIME | Ending time for measurement summary. Enter all 19 ASCII characters as shown. DATE and TIME: YYYY-MM-DD HH:MM:SS. |
| INTERVAL | Specifies whether to report measurement entries for all intervals, or to get the current data that is not yet in a report. STRING. CURRENT—Returns the measurement data available for the latest interval that is not yet in a report for the Call Agent and Feature Server. If used with the START-TIME token, the START-TIME token is ignored and the INTERVAL=CURRENT value is used. ALL—returns all the entries in regardless of the timestamp or reported intervals. If used with the START-TIME token, this token is ignored and the START-TIME value is used. |
| OUTPUT-TYPE | Specifies the desired output format. Permitted values are: CSV (Default)—Comma-separated view XML—Extensible Markup Language |
| START-TIME | Mandatory for on-demand requests. Starting time for measurements summary. Enter all 19 ASCII characters as shown. Start-time must occur before end-time. Measurement items are available for the current and previous calendar days only (up to a maximum of 48 hours of events). DATE and TIME: YYYY-MM-DD HH:MM:SS. |
| SUM | Specifies whether the resulting report request must contain the individual interval reports (N) or a summation of all interval reports into one composite report (Y). CHAR(1): Y/N (Default = N). |

[Table 11-5](#) lists the values for the Measurement H.323 Summary Display token.

Table 11-5 Measurement H.323 Summary Display Token Values

| |
|---------------|
| TIMESTAMP |
| NODENAME |
| CONDITION |
| H323_ALERT_RX |

| |
|---------------------------|
| H323_ALERT_TX |
| H323_ARJ_RX |
| H323_ARJ_TX |
| H323_ARQ_RX |
| H323_ARQ_TX |
| H323_BCF_RX |
| H323_BCF_TX |
| H323_BRJ_RX |
| H323_BRJ_TX |
| H323_BRQ_RX |
| H323_BRQ_TX |
| H323_CALL_PROCEEDING_FAIL |
| H323_CALL_PROCEEDING_RX |
| H323_CALL_PROCEEDING_TX |
| H323_CONNECT_FAIL |
| H323_DCF_RX |
| H323_DCF_TX |
| H323_DRJ_RX |
| H323_DRJ_TX |
| H323_DRQ_RX |
| H323_DRQ_TX |
| H323_FACILITY_FAIL |
| H323_FACILITY_RX |
| H323_FACILITY_TX |
| H323_GCF_RX |
| H323_GCF_TX |
| H323_GRJ_RX |
| H323_GRJ_TX |
| H323_GRQ_RX |
| H323_GRQ_TX |
| H323_IN_PROGRESS_FAIL |
| H323_IN_PROGRESS_RX |
| H323_IN_PROGRESS_TX |
| H323_INFORMATION_FAIL |
| H323_INFORMATION_RX |
| H323_INFORMATION_TX |
| H323_NOTIFY_FAIL |
| H323_NOTIFY_RX |

| |
|----------------------------|
| H323_NOTIFY_TX |
| H323_PASSTHROU_FAIL |
| H323_PASSTHROU_RX |
| H323_PASSTHROU_TX |
| H323_RAC_RX |
| H323_RAC_TX |
| H323_RAI_RX |
| H323_RAI_TX |
| H323_RCF_RX |
| H323_RCF_TX |
| H323_REJECT_FAIL |
| H323_REJECT_RX |
| H323_REJECT_TX |
| H323_RELEASE_COMPLETE_FAIL |
| H323_RELEASE_COMPLETE_RX |
| H323_RELEASE_COMPLETE_TX |
| H323_RIP_RX |
| H323_RIP_TX |
| H323_RRJ_RX |
| H323_RRJ_TX |
| H323_RRQ_RX |
| H323_RRQ_TX |
| H323_SETUP_CONFIRM_RX |
| H323_SETUP_CONFIRM_TX |
| H323_SETUP_FAIL |
| H323_SETUP_RX |
| H323_SETUP_TX |
| H323_UCF_RX |
| H323_UCF_TX |
| H323_URJ_RX |
| H323_URJ_TX |
| H323_URQ_RX |
| H323_URQ_TX |
| H323_USER_INFO_FAIL |
| H323_USER_INFO_RX |
| H323_USER_INFO_TX |

Measurement INAP Summary



Note

This table is obsoleted in Release 4.5.

The Measurement Intelligent Network Application Part (INAP) Summary (measurement-inap-summary) table requests a summary report of INAP-related statistics for a specified Call Agent that occurred during a specified collection interval (time-interval). Each collection interval starts on the hour, half-hour, or quarter-hour.

Table Name: MEASUREMENT-INAP-SUMMARY

Table Containment Area: OAMP

Command Types

Report, show and clear

Examples

```
show measurement-inap-summary;
report measurement-inap-summary start-time=2001-03-27 06:00:00; end-time=2001-03-27
06:30:00; call-agent-id=CA146;output-type=csv;
clear measurement-inap-summary call-agent-id=CA146;
```

Usage Guidelines

Primary Key Token(s): None.

Foreign Key Token(s): call-agent-id

Syntax Description

| | |
|---------------|---|
| CALL-AGENT-ID | Mandatory for on-demand requests. Foreign key: Call Agent table. ID of the associated Call Agent. VARCHAR(8): 1–8 ASCII characters in the format CAnnn or cannn. |
| DISPLAY | Specifies particular report counters to display on the screen. Display token values must be entered with an underscore (_). Do not use hyphens (-). STRING. See Table 11-6 for permitted values. |
| END-TIME | Ending time for measurement summary. Enter all 19 ASCII characters as shown. DATE and TIME: YYYY-MM-DD HH:MM:SS. |
| INTERVAL | Specifies whether to report measurement entries for all intervals, or to get the current data that is not yet in a report. STRING. CURRENT—Returns the measurement data available for the latest interval that is not yet in a report for the Call Agent and Feature Server. If used with the START-TIME token, the START-TIME token is ignored and the INTERVAL=CURRENT value is used. ALL—returns all the entries in regardless of the timestamp or reported intervals. If used with the START-TIME token, this token is ignored and the START-TIME value is used. |

| | |
|-------------|--|
| OUTPUT-TYPE | Specifies the desired output format. Permitted values are: CSV (Default)—Comma-separated view XML—Extensible Markup Language |
| START-TIME | Mandatory for on-demand requests. Starting time for measurements summary. Enter all 19 ASCII characters as shown. Start-time must occur before end-time. Measurement items are available for the current and previous calendar days only (up to a maximum of 48 hours of events). If the time specified is during the current collection interval only, partial measurement counts are displayed. DATE and TIME: YYYY-MM-DD HH:MM:SS. |
| SUM | Specifies whether the resulting report request must contain the individual interval reports (N) or a summation of all interval reports into one composite report (Y). CHAR(1): Y/N (Default = N). |

Table 11-6 lists the values for the Measurement INAP Summary Display token.

Table 11-6 Measurement INAP Summary Display Token Values

| | |
|-----------------------------|--------------------------|
| INAP_CANCEL_RX | Obsolete in Release 4.5. |
| INAP_CANCEL_TX | Obsolete in Release 4.5. |
| INAP_DATABASE_ERR_RX | Obsolete in Release 4.5. |
| INAP_DATABASE_ERR_TX | Obsolete in Release 4.5. |
| INAP_ETC_FAIL_RX | Obsolete in Release 4.5. |
| INAP_ETC_FAIL_TX | Obsolete in Release 4.5. |
| INAP_IMPROP_CALLER_RSP_RX | Obsolete in Release 4.5. |
| INAP_IMPROP_CALLER_RSP_TX | Obsolete in Release 4.5. |
| INAP_INFO_KEY_ERR_RX | Obsolete in Release 4.5. |
| INAP_INFO_KEY_ERR_TX | Obsolete in Release 4.5. |
| INAP_MISSING_CUST_REC_RX | Obsolete in Release 4.5. |
| INAP_MISSING_CUST_REC_TX | Obsolete in Release 4.5. |
| INAP_MISSING_PARM_RX | Obsolete in Release 4.5. |
| INAP_MISSING_PARM_TX | Obsolete in Release 4.5. |
| INAP_NUM_CAPAB_FAIL | Obsolete in Release 4.5. |
| INAP_NUM_CHANNEL_BUSY | Obsolete in Release 4.5. |
| INAP_NUM_RSRC_NOT_AVAIL | Obsolete in Release 4.5. |
| INAP_NUM_RSRC_NOT_SUPP | Obsolete in Release 4.5. |
| INAP_NUM_TASK_REFUSED | Obsolete in Release 4.5. |
| INAP_NUM_INVALID_CALLER_RSP | Obsolete in Release 4.5. |
| INAP_NUM_IP_TMO | Obsolete in Release 4.5. |
| INAP_NUM_SUPPL_SVC_INVOKE | Obsolete in Release 4.5. |
| INAP_NUM_SEND_RSCR_CANCEL | Obsolete in Release 4.5. |

| | |
|---------------------------|--------------------------|
| INAP_NUM_TEMP_FAIL | Obsolete in Release 4.5. |
| INAP_NUM_UNAUTH_REQ | Obsolete in Release 4.5. |
| INAP_NUM_UNAUTH_DEST | Obsolete in Release 4.5. |
| INAP_NUM_PROCEED_ERR | Obsolete in Release 4.5. |
| INAP_PARM_OUT_OF_RANGE_RX | Obsolete in Release 4.5. |
| INAP_PARM_OUT_OF_RANGE_TX | Obsolete in Release 4.5. |
| INAP_REFERRAL_RX | Obsolete in Release 4.5. |
| INAP_REFERRAL_TX | Obsolete in Release 4.5. |
| INAP_REPORT_ERR_RX | Obsolete in Release 4.5. |
| INAP_REPORT_ERR_TX | Obsolete in Release 4.5. |
| INAP_REQ_INFO_RX | Obsolete in Release 4.5. |
| INAP_REQ_INFO_TX | Obsolete in Release 4.5. |
| INAP_SYS_FAIL_RX | Obsolete in Release 4.5. |
| INAP_SYS_FAIL_TX | Obsolete in Release 4.5. |
| INAP_TASK_REFUSED_RX | Obsolete in Release 4.5. |
| INAP_TASK_REFUSED_TX | Obsolete in Release 4.5. |
| INAP_UNAVIL_RSRC_RX | Obsolete in Release 4.5. |
| INAP_UNAVIL_RSRC_TX | Obsolete in Release 4.5. |
| INAP_UNEXPECT_COMP_SEQ_RX | Obsolete in Release 4.5. |
| INAP_UNEXPECT_COMP_SEQ_TX | Obsolete in Release 4.5. |
| INAP_UNEXPECT_DATA_VAL_RX | Obsolete in Release 4.5. |
| INAP_UNEXPECT_DATA_VAL_TX | Obsolete in Release 4.5. |
| INAP_UNEXPECT_PARM_RX | Obsolete in Release 4.5. |
| INAP_UNEXPECT_PARM_TX | Obsolete in Release 4.5. |
| INAP_UNKNOWN_LEG_ID_RX | Obsolete in Release 4.5. |
| INAP_UNKNOWN_LEG_ID_TX | Obsolete in Release 4.5. |
| INAP_UNKNOWN_RSRC_RX | Obsolete in Release 4.5. |
| INAP_UNKNOWN_RSRC_TX | Obsolete in Release 4.5. |
| INAP_UNRECOG_INVOKE_ID_RX | Obsolete in Release 4.5. |
| INAP_UNRECOG_INVOKE_ID_TX | Obsolete in Release 4.5. |

Measurement ISDN Summary

The Measurement ISDN Summary (measurement-isdn-summary) table requests a summary report of ISDN-related statistics for a specified Call Agent that occurred during a specified collection interval (time-interval). Each collection interval starts on the hour, half-hour, or quarter-hour.

Table Name: MEASUREMENT-ISDN-SUMMARY

Table Containment Area: OAMP

Command Types

Report, show and clear

Examples

```
show measurement-isdn-summary;
report measurement-isdn-summary start-time=2003-03-27 06:00:00;end-time=2003-03-27
06:30:00; call-agent-id=CA146; output-type=csv;
clear measurement-isdn-summary call-agent-id=CA146;
```

Usage Guidelines

Primary Key Token(s): None.

Foreign Key Token(s): call-agent-id

Syntax Description

| | |
|---------------|--|
| CALL-AGENT-ID | <p>Mandatory for on-demand requests. Foreign key: Call Agent table. ID of the associated Call Agent.</p> <p>VARCHAR(8): 1–8 ASCII characters in the format CAnnn or cannn.</p> |
| DISPLAY | <p>Specifies particular report counters to display on the screen. Display token values must be entered with an underscore (_). Do not use hyphens (-).</p> <p>STRING. See Table 11-7 for permitted values.</p> |
| END-TIME | <p>Ending time for measurement summary. Enter all 19 ASCII characters as shown.</p> <p>DATE and TIME: YYYY-MM-DD HH:MM:SS.</p> |
| INTERVAL | <p>Specifies whether to report measurement entries for all intervals, or to get the current data that is not yet in a report.</p> <p>STRING.</p> <p>CURRENT—Returns the measurement data available for the latest interval that is not yet in a report for the Call Agent and Feature Server. If used with the START-TIME token, the START-TIME token is ignored and the INTERVAL=CURRENT value is used.</p> <p>ALL—returns all the entries in regardless of the timestamp or reported intervals. If used with the START-TIME token, this token is ignored and the START-TIME value is used.</p> |
| OUTPUT-TYPE | <p>Specifies the desired output format. Permitted values are:</p> <p>CSV (Default)—Comma-separated view</p> <p>XML—Extensible Markup Language</p> |

| | |
|------------|--|
| START-TIME | Mandatory for on-demand requests. Starting time for measurements summary. Enter all 19 ASCII characters as shown. Start-time must occur before end-time. Measurement items are available for the current and previous calendar days only (up to a maximum of 48 hours of events). If the time specified is during the current collection interval only, partial measurement counts are displayed. DATE and TIME: YYYY-MM-DD HH:MM:SS. |
| SUM | Specifies whether the resulting report request must contain the individual interval reports (N) or a summation of all interval reports into one composite report (Y). CHAR(1): Y/N (Default = N). |

Table 11-7 lists the values for the Measurement ISDN Summary Display token.

Table 11-7 Measurement ISDN Summary Display Token Values

| |
|-----------------------------------|
| TIMESTAMP |
| NODENAME |
| CONDITION |
| ISDN_ALERTING_RX |
| ISDN_ALERTING_TX |
| ISDN_CALL_PROCEED_RX |
| ISDN_CALL_PROCEED_TX |
| ISDN_CONG_CNTL_RX (Release 4.4.0) |
| ISDN_CONG_CNTL_TX (Release 4.4.0) |
| ISDN_CONNECT_ACK_RX |
| ISDN_CONNECT_ACK_TX |
| ISDN_CONNECT_RX |
| ISDN_CONNECT_TX |
| ISDN_DISCONNECT_RX |
| ISDN_DISCONNECT_TX |
| ISDN_INFORMATION_RX |
| ISDN_INFORMATION_TX |
| ISDN_NOTIFY_RX |
| ISDN_NOTIFY_TX |
| ISDN_NUM_OF_SRVC_ACK_RX |
| ISDN_NUM_OF_SRVC_ACK_TX |
| ISDN_NUM_OF_SRVC_RX |
| ISDN_NUM_OF_SRVC_TX |
| ISDN_PROGRESS_RX |
| ISDN_PROGRESS_TX |
| ISDN_RELEASE_COMPLETE_RX |

| | |
|--------------------------|-----------------|
| ISDN_RELEASE_COMPLETE_TX | |
| ISDN_RELEASE_RX | |
| ISDN_RELEASE_TX | |
| ISDN_RESTART_ACK_RX | |
| ISDN_RESTART_ACK_TX | |
| ISDN_RESTART_RX | |
| ISDN_RESTART_TX | |
| ISDN_RESUME_ACK_RX | (Release 4.4.0) |
| ISDN_RESUME_ACK_TX | (Release 4.4.0) |
| ISDN_RESUME_REJ_RX | (Release 4.4.0) |
| ISDN_RESUME_REJ_TX | (Release 4.4.0) |
| ISDN_RESUME_RX | (Release 4.4.0) |
| ISDN_RESUME_TX | (Release 4.4.0) |
| ISDN_SEGMENT_RX | (Release 4.4.0) |
| ISDN_SEGMENT_TX | (Release 4.4.0) |
| ISDN_SETUP_ACK_RX | |
| ISDN_SETUP_ACK_TX | |
| ISDN_SETUP_RX | |
| ISDN_SETUP_TX | |
| ISDN_STATUS_ENQUIRY_RX | |
| ISDN_STATUS_ENQUIRY_TX | |
| ISDN_STATUS_RX | |
| ISDN_STATUS_TX | |
| ISDN_SUSPEND_ACK_RX | |
| ISDN_SUSPEND_ACK_TX RX | (Release 4.4.0) |
| ISDN_SUSPEND_REJ_RX | (Release 4.4.0) |
| ISDN_SUSPEND_REJ_TX | (Release 4.4.0) |
| ISDN_SUSPEND_RX | (Release 4.4.0) |
| ISDN_SUSPEND_TX | (Release 4.4.0) |
| ISDN_USER_INFO_RX | (Release 4.4.0) |
| ISDN_USER_INFO_TX | (Release 4.4.0) |
| | |
| TIMESTAMP | |
| NODENAME | |
| CONDITION | |

Measurement ISUP Summary

The Measurement ISUP Summary (measurement-isup-summary) table requests a summary report of ISDN user part (ISUP)-related statistics for a specified Call Agent that occurred during a specified collection interval (time-interval). Each collection interval starts on the hour, half-hour, or quarter-hour.

Table Name: MEASUREMENT-ISUP-SUMMARY

Table Containment Area: OAMP

Command Types Report, show and clear

Examples

```
show measurement-isup-summary;
report measurement-isup-summary start-time=2003-03-27 06:00:00; end-time=2003-03-27
06:30:00; call-agent-id=CA146;
clear measurement-isup-summary call-agent-id=CA146;
```

Usage Guidelines

Primary Key Token(s): None.

Foreign Key Token(s): call-agent-id

| | | |
|---------------------------|---------------|---|
| Syntax Description | CALL-AGENT-ID | Mandatory for on-demand requests. Foreign key: Call Agent table. ID of the associated Call Agent. VARCHAR(8): 1–8 ASCII characters in the format CAnnn or cannn. |
| | DISPLAY | Specifies particular report counters to display on the screen. Display token values must be entered with an underscore (_). Do not use hyphens (-). STRING. See Table 11-8 for permitted values. Note SGA counters are renamed to ISUP in Release 4.5. |
| | END-TIME | Ending time for measurement summary. Enter all 19 ASCII characters as shown. DATE and TIME: YYYY-MM-DD HH:MM:SS. |
| | INTERVAL | Specifies whether to report measurement entries for all intervals, or to get the current data that is not yet in a report. STRING. CURRENT—Returns the measurement data available for the latest interval that is not yet in a report for the Call Agent and Feature Server. If used with the START-TIME token, the START-TIME token is ignored and the INTERVAL=CURRENT value is used. ALL—returns all the entries in regardless of the timestamp or reported intervals. If used with the START-TIME token, this token is ignored and the START-TIME value is used. |
| | OUTPUT-TYPE | Specifies the desired output format. Permitted values are: CSV (Default)—Comma-separated view XML—Extensible Markup Language |
| | | |

| | |
|------------|--|
| START-TIME | Mandatory for on-demand requests. Starting time for measurements summary. Enter all 19 ASCII characters as shown. Start-time must occur before end-time. Measurement items are available for the current and previous calendar days only (up to a maximum of 48 hours of events). If the time specified is during the current collection interval only, partial measurement counts are displayed. DATE and TIME: YYYY-MM-DD HH:MM:SS. |
| SUM | Specifies whether the resulting report request must contain the individual interval reports (N) or a summation of all interval reports into one composite report (Y). CHAR(1): Y/N (Default = N). |

Table 11-8 lists the values for the Measurement ISUP Summary Display token.

Table 11-8 Measurement ISUP Summary Display Token Values

| | |
|----------------------|---------------|
| TIMESTAMP | |
| NODENAME | |
| CONDITION | |
| TRKGRP-ID | |
| ISUP_ABNORMAL_REL_RX | (Release 4.5) |
| ISUP_ABNORMAL_REL_TX | (Release 4.5) |
| ISUP_ACM_RX | (Release 4.5) |
| ISUP_ACM_TX | (Release 4.5) |
| ISUP_ANM_RX | (Release 4.5) |
| ISUP_ANM_TX | (Release 4.5) |
| ISUP_ARR_RX | (Release 4.5) |
| ISUP_ARR_TX | (Release 4.5) |
| ISUP_BLA_RX | (Release 4.5) |
| ISUP_BLA_TX | (Release 4.5) |
| ISUP_BLO_RX | (Release 4.5) |
| ISUP_BLO_TX | (Release 4.5) |
| ISUP_CCL_RX | (Release 4.5) |
| ISUP_CCL_TX | (Release 4.5) |
| ISUP_CCR_RX | (Release 4.5) |
| ISUP_CCR_TX | (Release 4.5) |
| ISUP_CFN_RX | (Release 4.5) |
| ISUP_CFN_TX | (Release 4.5) |
| ISUP_CGB_RX | (Release 4.5) |
| ISUP_CGB_TX | (Release 4.5) |
| ISUP_CGBA_RX | (Release 4.5) |
| ISUP_CGBA_TX | (Release 4.5) |

| | |
|--------------|---------------|
| ISUP_CGU_RX | (Release 4.5) |
| ISUP_CGU_TX | (Release 4.5) |
| ISUP_CGUA_RX | (Release 4.5) |
| ISUP_CGUA_TX | (Release 4.5) |
| ISUP_CON_RX | (Release 4.5) |
| ISUP_CON_TX | (Release 4.5) |
| ISUP_COT_RX | (Release 4.5) |
| ISUP_COT_TX | (Release 4.5) |
| ISUP_CPG_RX | (Release 4.5) |
| ISUP_CPG_TX | (Release 4.5) |
| ISUP_CQM_RX | (Release 4.5) |
| ISUP_CQM_TX | (Release 4.5) |
| ISUP_CQR_RX | (Release 4.5) |
| ISUP_CQR_TX | (Release 4.5) |
| ISUP_CRA_RX | (Release 4.5) |
| ISUP_CRA_TX | (Release 4.5) |
| ISUP_CRG_RX | (Release 4.5) |
| ISUP_CRG_TX | (Release 4.5) |
| ISUP_CRM_RX | (Release 4.5) |
| ISUP_CRM_TX | (Release 4.5) |
| ISUP_CVR_RX | (Release 4.5) |
| ISUP_CVR_TX | (Release 4.5) |
| ISUP_CVT_RX | (Release 4.5) |
| ISUP_CVT_TX | (Release 4.5) |
| ISUP_EXM_RX | (Release 4.5) |
| ISUP_EXM_TX | (Release 4.5) |
| ISUP_FAA_RX | (Release 4.5) |
| ISUP_FAA_TX | (Release 4.5) |
| ISUP_FAC_RX | (Release 4.5) |
| ISUP_FAC_TX | (Release 4.5) |
| ISUP_FAR_RX | (Release 4.5) |
| ISUP_FAR_TX | (Release 4.5) |
| ISUP_FOT_RX | (Release 4.5) |
| ISUP_FOT_TX | (Release 4.5) |
| ISUP_FRJ_RX | (Release 4.5) |
| ISUP_FRJ_TX | (Release 4.5) |
| ISUP_FWT_RX | (Release 4.5) |
| ISUP_FWT_TX | (Release 4.5) |

| | |
|-------------|-----------------|
| ISUP_GRA_RX | (Release 4.5) |
| ISUP_GRA_TX | (Release 4.5) |
| ISUP_GRS_RX | (Release 4.5) |
| ISUP_GRS_TX | (Release 4.5) |
| ISUP_IAM_RX | (Release 4.5) |
| ISUP_IAM_TX | (Release 4.5) |
| ISUP_IDR_RX | (Release 4.5) |
| ISUP_IDR_TX | (Release 4.5) |
| ISUP_INF_RX | (Release 4.5) |
| ISUP_INF_TX | (Release 4.5) |
| ISUP_INR_RX | (Release 4.5) |
| ISUP_INR_TX | (Release 4.5) |
| ISUP_IRS_RX | (Release 4.5) |
| ISUP_IRS_TX | (Release 4.5) |
| ISUP_ITX_RX | (Release 4.5.1) |
| ISUP_ITX_TX | (Release 4.5.1) |
| ISUP_LPA_RX | (Release 4.5) |
| ISUP_LPA_TX | (Release 4.5) |
| ISUP_LPM_RX | (Release 4.5) |
| ISUP_LPM_TX | (Release 4.5) |
| ISUP_MSG_RX | (Release 4.5) |
| ISUP_MSG_TX | (Release 4.5) |
| ISUP_NRM_RX | (Release 4.5) |
| ISUP_NRM_TX | (Release 4.5) |
| ISUP_OLM_RX | (Release 4.5) |
| ISUP_OLM_TX | (Release 4.5) |
| ISUP_OPR_RX | (Release 4.5) |
| ISUP_OPR_TX | (Release 4.5) |
| ISUP_PAM_RX | (Release 4.5) |
| ISUP_PAM_TX | (Release 4.5) |
| ISUP_PRI_RX | (Release 4.5) |
| ISUP_PRI_TX | (Release 4.5) |
| ISUP_REL_RX | (Release 4.5) |
| ISUP_REL_TX | (Release 4.5) |
| ISUP_RES_RX | (Release 4.5) |
| ISUP_RES_TX | (Release 4.5) |
| ISUP_RLC_RX | (Release 4.5) |
| ISUP_RLC_TX | (Release 4.5) |

| | |
|----------------------|--------------------------|
| ISUP_RSC_RX | (Release 4.5) |
| ISUP_RSC_TX | (Release 4.5) |
| ISUP_SAM_RX | (Release 4.5) |
| ISUP_SAM_TX | (Release 4.5) |
| ISUP_SGM_RX | (Release 4.5) |
| ISUP_SGM_TX | (Release 4.5) |
| ISUP_SUS_RX | (Release 4.5) |
| ISUP_SUS_TX | (Release 4.5) |
| ISUP_UBA_RX | (Release 4.5) |
| ISUP_UBA_TX | (Release 4.5) |
| ISUP_UBL_RX | (Release 4.5) |
| ISUP_UBL_TX | (Release 4.5) |
| ISUP_UCIC_RX | (Release 4.5) |
| ISUP_UCIC_TX | (Release 4.5) |
| ISUP_UNEXPECT_MSG_RX | (Release 4.5) |
| ISUP_UNRECOG_MSG_RX | (Release 4.5) |
| ISUP_UPA_RX | (Release 4.5) |
| ISUP_UPA_TX | (Release 4.5) |
| ISUP_UPT_RX | (Release 4.5) |
| ISUP_UPT_TX | (Release 4.5) |
| ISUP_USR_RX | (Release 4.5) |
| ISUP_USR_TX | (Release 4.5) |
| MEAS_SGA_ITX_RX | (France) (Release 4.5.1) |
| MEAS_SGA_ITX_TX | (France) (Release 4.5.1) |
| MEAS_SGA_TXA_RX | (France) (Release 4.5.1) |
| MEAS_SGA_TXA_TX | (France) (Release 4.5.1) |
| S7A_TPM_ACM_RX | |
| S7A_TPM_ACM_TX | |
| S7A_TPM_ANM_RX | |
| S7A_TPM_ANM_TX | |
| S7A_TPM_BLA_RX | |
| S7A_TPM_BLA_TX | |
| S7A_TPM_BLO_RX | |
| S7A_TPM_BLO_TX | |
| S7A_TPM_CGB_RX | |
| S7A_TPM_CGB_TX | |
| S7A_TPM_CGBA_RX | |
| S7A_TPM_CGBA_TX | |

| | |
|---------------------|--|
| S7A_TPM_CGU_RX | |
| S7A_TPM_CGU_TX | |
| S7A_TPM_CGUA_RX | |
| S7A_TPM_CGUA_TX | |
| S7A_TPM_CPG_RX | |
| S7A_TPM_CPG_TX | |
| S7A_TPM_CVR_RX | |
| S7A_TPM_CVR_TX | |
| S7A_TPM_CVT_RX | |
| S7A_TPM_CVT_TX | |
| S7A_TPM_GRA_RX | |
| S7A_TPM_GRA_TX | |
| S7A_TPM_GRS_RX | |
| S7A_TPM_GRS_TX | |
| S7A_TPM_IAM_RX | |
| S7A_TPM_IAM_TX | |
| S7A_TPM_MSU_RX | |
| S7A_TPM_MSU_TX | |
| S7A_TPM_MSU_TXRX | |
| S7A_TPM_MSU8_RETX | |
| S7A_TPM_MSU8_RX | |
| S7A_TPM_MSU8_TX | |
| S7A_TPM_MSU8_TXRX | |
| S7A_TPM_REL_RX | |
| S7A_TPM_REL_TX | |
| S7A_TPM_RLC_RX | |
| S7A_TPM_RLC_TX | |
| S7A_TPM_RSC_RX | |
| S7A_TPM_RSC_TX | |
| S7A_TPM_UBA_RX | |
| S7A_TPM_UBA_TX | |
| S7A_TPM_UBL_RX | |
| S7A_TPM_UBL_TX | |
| SGA_ABNORMAL_REL_RX | (ITU-China) (ITU-Israel, Australia, ETSI: Release 4.4.0, 4.5) (Israel and Australia are not supported) |
| SGA_ABNORMAL_REL_RX | (ITU-Mexico) (Release 4.5.1) |
| SGA_ABNORMAL_REL_RX | (Thailand) (Release 4.2) |
| SGA_ABNORMAL_REL_RX | (ITU-Hong Kong) Release 4.2 |

| | |
|---------------------|--|
| SGA_ABNORMAL_REL_RX | (ITU-Chile) (Release 4.4.0) (Not supported) |
| SGA_ABNORMAL_REL_TX | (ITU-China) (ITU-Israel, Australia, ETSI: Release 4.4.0, 4.5) (Israel and Australia are not supported) |
| SGA_ABNORMAL_REL_TX | (ITU-Mexico) (Release 4.5.1) |
| SGA_ABNORMAL_REL_TX | (Thailand) (Release 4.2) |
| SGA_ABNORMAL_REL_TX | (ITU-Hong Kong) Release 4.2 |
| SGA_ABNORMAL_REL_TX | (ITU-Chile) (Release 4.4.0) (Not supported) |
| SGA_ACM_RX | (ITU-China) (ITU-Israel, Australia, ETSI: Release 4.4.0, 4.5) (Israel and Australia are not supported) |
| SGA_ACM_RX | (Thailand) (Release 4.2) |
| SGA_ACM_RX | (ITU-Hong Kong) Release 4.2 |
| SGA_ACM_RX | (ITU-Chile) (Release 4.4.0) (Not supported) |
| SGA_ACM_RX | (ITU-Mexico) (Release 4.5.1) |
| SGA_ACM_TX | (ITU-China) (ITU-Israel, Australia, ETSI: Release 4.4.0, 4.5) (Israel and Australia are not supported) |
| SGA_ACM_TX | (Thailand) (Release 4.2) |
| SGA_ACM_TX | (ITU-Hong Kong) Release 4.2 |
| SGA_ACM_TX | (ITU-Chile) (Release 4.4.0) (Not supported) |
| SGA_ACM_TX | (ITU-Mexico) (Release 4.5.1) |
| SGA_ANM_RX | (ITU-China) (ITU-Israel, Australia, ETSI: Release 4.4.0, 4.5) (Israel and Australia are not supported) |
| SGA_ANM_RX | (Thailand) (Release 4.2) |
| SGA_ANM_RX | (ITU-Hong Kong) Release 4.2 |
| SGA_ANM_RX | (ITU-Chile) (Release 4.4.0) (Not supported) |
| SGA_ANM_RX | (ITU-Mexico) (Release 4.5.1) |
| SGA_ANM_TX | (ITU-China) (ITU-Israel, Australia, ETSI: Release 4.4.0, 4.5) (Israel and Australia are not supported) |
| SGA_ANM_TX | (Thailand) (Release 4.2) |
| SGA_ANM_TX | (ITU-Hong Kong) Release 4.2 |
| SGA_ANM_TX | (ITU-Chile) (Release 4.4.0) (Not supported) |
| SGA_ANM_TX | (ITU-Mexico) (Release 4.5.1) |
| SGA_ARR_RX | (Thailand) (Release 4.2) |
| SGA_ARR_TX | (Thailand) (Release 4.2) |
| SGA_BLA_RX | (ITU-China) (ITU-Israel, Australia, ETSI: Release 4.4.0, 4.5) (Israel and Australia are not supported) |
| SGA_BLA_RX | (Thailand) (Release 4.2) |

| | |
|------------|--|
| SGA_BLA_RX | (ITU-Hong Kong) Release 4.2 |
| SGA_BLA_RX | (ITU-Chile) (Release 4.4.0) (Not supported) |
| SGA_BLA_RX | (ITU-Mexico) (Release 4.5.1) |
| SGA_BLA_TX | (ITU-China) (ITU-Israel, Australia, ETSI: Release 4.4.0, 4.5) (Israel and Australia are not supported) |
| SGA_BLA_TX | (Thailand) (Release 4.2) |
| SGA_BLA_TX | (ITU-Hong Kong) Release 4.2 |
| SGA_BLA_TX | (ITU-Chile) (Release 4.4.0) (Not supported) |
| SGA_BLA_TX | (ITU-Mexico) (Release 4.5.1) |
| SGA_BLO_RX | (ITU-China) (ITU-Israel, Australia, ETSI: Release 4.4.0, 4.5) (Israel and Australia are not supported) |
| SGA_BLO_RX | (Thailand) (Release 4.2) |
| SGA_BLO_RX | (ITU-Hong Kong) Release 4.2 |
| SGA_BLO_RX | (ITU-Chile) (Release 4.4.0) (Not supported) |
| SGA_BLO_RX | (ITU-Mexico) (Release 4.5.1) |
| SGA_BLO_TX | (ITU-China) (ITU-Israel, Australia, ETSI: Release 4.4.0, 4.5) (Israel and Australia are not supported) |
| SGA_BLO_TX | (Thailand) (Release 4.2) |
| SGA_BLO_TX | (ITU-Hong Kong) Release 4.2 |
| SGA_BLO_TX | (ITU-Chile) (Release 4.4.0) (Not supported) |
| SGA_BLO_TX | (ITU-Mexico) (Release 4.5.1) |
| SGA_CCL_RX | (ITU-China) (ITU-Israel, Australia, ETSI: Release 4.4.0, 4.5) (Israel and Australia are not supported) |
| SGA_CCL_RX | (ITU-Mexico) (Release 4.5.1) |
| SGA_CCL_TX | (ITU-China) (ITU-Israel, Australia, ETSI: Release 4.4.0, 4.5) (Israel and Australia are not supported) |
| SGA_CCL_TX | (ITU-Mexico) (Release 4.5.1) |
| SGA_CCR_RX | (ITU-China) (ITU-Israel, Australia, ETSI: Release 4.4.0, 4.5) (Israel and Australia are not supported) |
| SGA_CCR_RX | (Thailand) (Release 4.2) |
| SGA_CCR_RX | (ITU-Chile) (Release 4.4.0) (Not supported) |
| SGA_CCR_RX | (ITU-Mexico) (Release 4.5.1) |
| SGA_CCR_TX | (ITU-China) (ITU-Israel, Australia, ETSI: Release 4.4.0, 4.5) (Israel and Australia are not supported) |
| SGA_CCR_TX | (Thailand) (Release 4.2) |

| | |
|-------------|--|
| SGA_CCR_TX | (ITU-Chile) (Release 4.4.0) (Not supported) |
| SGA_CCR_TX | (ITU-Mexico) (Release 4.5.1) |
| SGA_CFN_RX | (Thailand) (Release 4.2) |
| SGA_CFN_RX | (ITU-Hong Kong) Release 4.2 |
| SGA_CFN_RX | (ITU-Mexico) (Release 4.5.1) |
| SGA_CFN_TX | (Thailand) (Release 4.2) |
| SGA_CFN_TX | (ITU-Hong Kong) Release 4.2 |
| SGA_CFN_TX | (ITU-Mexico) (Release 4.5.1) |
| SGA_CGB_RX | (ITU-China) (ITU-Israel, Australia, ETSI: Release 4.4.0, 4.5) (Israel and Australia are not supported) |
| SGA_CGB_RX | (Thailand) (Release 4.2) |
| SGA_CGB_RX | (ITU-Hong Kong) Release 4.2 |
| SGA_CGB_RX | (ITU-Chile) (Release 4.4.0) (Not supported) |
| SGA_CGB_RX | (ITU-Mexico) (Release 4.5.1) |
| SGA_CGB_TX | (ITU-China) (ITU-Israel, Australia, ETSI: Release 4.4.0, 4.5) (Israel and Australia are not supported) |
| SGA_CGB_TX | (Thailand) (Release 4.2) |
| SGA_CGB_TX | (ITU-Hong Kong) Release 4.2 |
| SGA_CGB_TX | (ITU-Chile) (Release 4.4.0) (Not supported) |
| SGA_CGB_TX | (ITU-Mexico) (Release 4.5.1) |
| SGA_CGBA_RX | (ITU-China) (ITU-Israel, Australia, ETSI: Release 4.4.0, 4.5) (Israel and Australia are not supported) |
| SGA_CGBA_RX | (Thailand) (Release 4.2) |
| SGA_CGBA_RX | (ITU-Hong Kong) Release 4.2 |
| SGA_CGBA_RX | (ITU-Chile) (Release 4.4.0) (Not supported) |
| SGA_CGBA_RX | (ITU-Mexico) (Release 4.5.1) |
| SGA_CGBA_TX | (ITU-China) (ITU-Israel, Australia, ETSI: Release 4.4.0, 4.5) (Israel and Australia are not supported) |
| SGA_CGBA_TX | (Thailand) (Release 4.2) |
| SGA_CGBA_TX | (ITU-Hong Kong) Release 4.2 |
| SGA_CGBA_TX | (ITU-Chile) (Release 4.4.0) (Not supported) |
| SGA_CGBA_TX | (ITU-Mexico) (Release 4.5.1) |
| SGA_CGU_RX | (ITU-China) (ITU-Israel, Australia, ETSI: Release 4.4.0, 4.5) (Israel and Australia are not supported) |
| SGA_CGU_RX | (Thailand) (Release 4.2) |
| SGA_CGU_RX | (ITU-Hong Kong) Release 4.2 |

| | |
|-------------|--|
| SGA_CGU_RX | (ITU-Chile) (Release 4.4.0) (Not supported) |
| SGA_CGU_RX | (ITU-Mexico) (Release 4.5.1) |
| SGA_CGU_TX | (ITU-China) (ITU-Israel, Australia, ETSI: Release 4.4.0, 4.5) (Israel and Australia are not supported) |
| SGA_CGU_TX | (Thailand) (Release 4.2) |
| SGA_CGU_TX | (ITU-Hong Kong) Release 4.2 |
| SGA_CGU_TX | (ITU-Chile) (Release 4.4.0) (Not supported) |
| SGA_CGU_TX | (ITU-Mexico) (Release 4.5.1) |
| SGA_CGUA_RX | (ITU-China) (ITU-Israel, Australia, ETSI: Release 4.4.0, 4.5) (Israel and Australia are not supported) |
| SGA_CGUA_RX | (ITU-Mexico) (Release 4.5.1) |
| SGA_CGUA_RX | (Thailand) (Release 4.2) |
| SGA_CGUA_RX | (ITU-Hong Kong) Release 4.2 |
| SGA_CGUA_RX | (ITU-Chile) (Release 4.4.0) (Not supported) |
| SGA_CGUA_TX | (ITU-China) (ITU-Israel, Australia, ETSI: Release 4.4.0, 4.5) (Israel and Australia are not supported) |
| SGA_CGUA_TX | (Thailand) (Release 4.2) |
| SGA_CGUA_TX | (ITU-Hong Kong) Release 4.2 |
| SGA_CGUA_TX | (ITU-Chile) (Release 4.4.0) (Not supported) |
| SGA_CGUA_TX | (ITU-Mexico) (Release 4.5.1) |
| SGA_CON_RX | (ITU-China) (ITU-Israel, Australia, ETSI: Release 4.4.0, 4.5) (Israel and Australia are not supported) |
| SGA_CON_RX | (Thailand) (Release 4.2) |
| SGA_CON_RX | (ITU-Hong Kong) Release 4.2 |
| SGA_CON_RX | (ITU-Chile) (Release 4.4.0) (Not supported) |
| SGA_CON_RX | (ITU-Mexico) (Release 4.5.1) |
| SGA_CON_TX | (ITU-China) (ITU-Israel, Australia, ETSI: Release 4.4.0, 4.5) (Israel and Australia are not supported) |
| SGA_CON_TX | (Thailand) (Release 4.2) |
| SGA_CON_TX | (ITU-Hong Kong) Release 4.2 |
| SGA_CON_TX | (ITU-Chile) (Release 4.4.0) (Not supported) |
| SGA_CON_TX | (ITU-Mexico) (Release 4.5.1) |
| SGA_COT_RX | (ITU-China) (ITU-Israel, Australia, ETSI: Release 4.4.0, 4.5) (Israel and Australia are not supported) |
| SGA_COT_RX | (ITU-Mexico) (Release 4.5.1) |
| SGA_COT_RX | (Thailand) (Release 4.2) |

| | |
|------------|--|
| SGA_COT_RX | (ITU-Hong Kong) Release 4.2 |
| SGA_COT_RX | (ITU-Chile) (Release 4.4.0) (Not supported) |
| SGA_COT_TX | (ITU-China) (ITU-Israel, Australia, ETSI: Release 4.4.0, 4.5) (Israel and Australia are not supported) |
| SGA_COT_TX | (ITU-Mexico) (Release 4.5.1) |
| SGA_COT_TX | (Thailand) (Release 4.2) |
| SGA_COT_TX | (ITU-Hong Kong) Release 4.2 |
| SGA_COT_TX | (ITU-Chile) (Release 4.4.0) (Not supported) |
| SGA_CPG_RX | (ITU-China) (ITU-Israel, Australia, ETSI: Release 4.4.0, 4.5) (Israel and Australia are not supported) |
| SGA_CPG_RX | (Thailand) (Release 4.2) |
| SGA_CPG_RX | (ITU-Hong Kong) Release 4.2 |
| SGA_CPG_RX | (ITU-Chile) (Release 4.4.0) (Not supported) |
| SGA_CPG_RX | (ITU-Mexico) (Release 4.5.1) |
| SGA_CPG_TX | (ITU-China) (ITU-Israel, Australia, ETSI: Release 4.4.0, 4.5) (Israel and Australia are not supported) |
| SGA_CPG_TX | (Thailand) (Release 4.2) |
| SGA_CPG_TX | (ITU-Hong Kong) Release 4.2 |
| SGA_CPG_TX | (ITU-Chile) (Release 4.4.0) (Not supported) |
| SGA_CPG_TX | (ITU-Mexico) (Release 4.5.1) |
| SGA_CQM_RX | (ITU-Mexico) (Release 4.5.1) |
| SGA_CQM_RX | (Thailand) (Release 4.2) |
| SGA_CQM_TX | (ITU-Mexico) (Release 4.5.1) |
| SGA_CQM_TX | (Thailand) (Release 4.2) |
| SGA_CQR_RX | (ITU-Mexico) (Release 4.5.1) |
| SGA_CQR_RX | (Thailand) (Release 4.2) |
| SGA_CQR_TX | (ITU-Mexico) (Release 4.5.1) |
| SGA_CQR_TX | (Thailand) (Release 4.2) |
| SGA_CRG_RX | (ITU-Chile) (Release 4.4.0) (Not supported) |
| SGA_CRG_TX | (ITU-Chile) (Release 4.4.0) (Not supported) |
| SGA_FAC_RX | (ITU-Hong Kong) Release 4.2 |
| SGA_FAC_RX | (ITU-Chile) (Release 4.4.0) (Not supported) |
| SGA_FAC_TX | (ITU-Hong Kong) Release 4.2 |
| SGA_FAC_TX | (ITU-Chile) (Release 4.4.0) (Not supported) |
| SGA_FAR_RX | (ITU-Chile) (Release 4.4.0) (Not supported) |
| SGA_FAR_TX | (ITU-Chile) (Release 4.4.0) (Not supported) |
| SGA_FRJ_RX | (ITU-Chile) (Release 4.4.0) (Not supported) |

| | |
|------------|--|
| SGA_FRJ_TX | (ITU-Chile) (Release 4.4.0) (Not supported) |
| SGA_FWT_RX | (ITU-Chile) (Release 4.4.0) (Not supported) |
| SGA_FWT_TX | (ITU-Chile) (Release 4.4.0) (Not supported) |
| SGA_GRA_RX | (ITU-China) (ITU-Israel, Australia, ETSI: Release 4.4.0, 4.5) (Israel and Australia are not supported) |
| SGA_GRA_RX | (ITU-Mexico) (Release 4.5.1) |
| SGA_GRA_RX | (Thailand) (Release 4.2) |
| SGA_GRA_RX | (ITU-Hong Kong) Release 4.2 |
| SGA_GRA_RX | (ITU-Chile) (Release 4.4.0) (Not supported) |
| SGA_GRA_TX | (ITU-China) (ITU-Israel, Australia, ETSI: Release 4.4.0, 4.5) (Israel and Australia are not supported) |
| SGA_GRA_TX | (ITU-Mexico) (Release 4.5.1) |
| SGA_GRA_TX | (Thailand) (Release 4.2) |
| SGA_GRA_TX | (ITU-Hong Kong) Release 4.2 |
| SGA_GRA_TX | (ITU-Chile) (Release 4.4.0) (Not supported) |
| SGA_GRS_RX | (ITU-Mexico) (Release 4.5.1) |
| SGA_GRS_RX | (Thailand) (Release 4.2) |
| SGA_GRS_RX | (ITU-Hong Kong) Release 4.2 |
| SGA_GRS_RX | (ITU-Chile) (Release 4.4.0) (Not supported) |
| SGA_GRS_TX | (ITU-Mexico) (Release 4.5.1) |
| SGA_GRS_TX | (Thailand) (Release 4.2) |
| SGA_GRS_TX | (ITU-Hong Kong) Release 4.2 |
| SGA_GRS_TX | (ITU-Chile) (Release 4.4.0) (Not supported) |
| SGA_IAM_RX | (ITU-China) (ITU-Israel, Australia, ETSI: Release 4.4.0, 4.5) (Israel and Australia are not supported) |
| SGA_IAM_RX | (ITU-Mexico) (Release 4.5.1) |
| SGA_IAM_RX | (Thailand) (Release 4.2) |
| SGA_IAM_RX | (ITU-Hong Kong) Release 4.2 |
| SGA_IAM_RX | (ITU-Chile) (Release 4.4.0) (Not supported) |
| SGA_IAM_TX | (ITU-China) (ITU-Israel, Australia, ETSI: Release 4.4.0, 4.5) (Israel and Australia are not supported) |
| SGA_IAM_TX | (ITU-Mexico) (Release 4.5.1) |
| SGA_IAM_TX | (Thailand) (Release 4.2) |
| SGA_IAM_TX | (ITU-Hong Kong) Release 4.2 |
| SGA_IAM_TX | (ITU-Chile) (Release 4.4.0) (Not supported) |
| SGA_IDR_RX | (ITU-Chile) (Release 4.4.0) (Not supported) |

| | |
|------------|--|
| SGA_IDR_TX | (ITU-Chile) (Release 4.4.0) (Not supported) |
| SGA_INF_RX | (ITU-Mexico) (Release 4.5.1) |
| SGA_INF_RX | (Thailand) (Release 4.2) |
| SGA_INF_RX | (ITU-Hong Kong) Release 4.2 |
| SGA_INF_RX | (ITU-Chile) (Release 4.4.0) (Not supported) |
| SGA_INF_TX | (ITU-Mexico) (Release 4.5.1) |
| SGA_INF_TX | (Thailand) (Release 4.2) |
| SGA_INF_TX | (ITU-Hong Kong) Release 4.2 |
| SGA_INF_TX | (ITU-Chile) (Release 4.4.0) (Not supported) |
| SGA_INR_RX | (ITU-Mexico) (Release 4.5.1) |
| SGA_INR_RX | (Thailand) (Release 4.2) |
| SGA_INR_RX | (ITU-Hong Kong) Release 4.2 |
| SGA_INR_RX | (ITU-Chile) (Release 4.4.0) (Not supported) |
| SGA_INR_TX | (ITU-Mexico) (Release 4.5.1) |
| SGA_INR_TX | (Thailand) (Release 4.2) |
| SGA_INR_TX | (ITU-Hong Kong) Release 4.2 |
| SGA_INR_TX | (ITU-Chile) (Release 4.4.0) (Not supported) |
| SGA_IRS_RX | (ITU-Chile) (Release 4.4.0) (Not supported) |
| SGA_IRS_TX | (ITU-Chile) (Release 4.4.0) (Not supported) |
| SGA_LPM_RX | (ITU-Chile) (Release 4.4.0) (Not supported) |
| SGA_LPM_TX | (ITU-Chile) (Release 4.4.0) (Not supported) |
| SGA_MSG_RX | (ITU-China) (ITU-Israel, Australia, ETSI: Release 4.4.0, 4.5) (Israel and Australia are not supported) |
| SGA_MSG_RX | (Thailand) (Release 4.2) |
| SGA_MSG_RX | (ITU-Hong Kong) Release 4.2 |
| SGA_MSG_RX | (ITU-Chile) (Release 4.4.0) (Not supported) |
| SGA_MSG_RX | (ITU-Mexico) (Release 4.5.1) |
| SGA_MSG_TX | (ITU-China) (ITU-Israel, Australia, ETSI: Release 4.4.0, 4.5) (Israel and Australia are not supported) |
| SGA_MSG_TX | (Thailand) (Release 4.2) |
| SGA_MSG_TX | (ITU-Hong Kong) Release 4.2 |
| SGA_MSG_TX | (ITU-Chile) (Release 4.4.0) (Not supported) |
| SGA_MSG_TX | (ITU-Mexico) (Release 4.5.1) |
| SGA_NRM_RX | (ITU-Hong Kong) Release 4.2 |
| SGA_NRM_RX | (ITU-Chile) (Release 4.4.0) (Not supported) |
| SGA_NRM_TX | (ITU-Hong Kong) Release 4.2 |
| SGA_NRM_TX | (ITU-Chile) (Release 4.4.0) (Not supported) |

| | |
|------------|--|
| SGA_OPR_RX | (ITU-China) (ITU-Israel, Australia, ETSI: Release 4.4.0, 4.5) (Israel and Australia are not supported) |
| SGA_OPR_TX | (ITU-China) (ITU-Israel, Australia, ETSI: Release 4.4.0, 4.5) (Israel and Australia are not supported) |
| SGA_PAM_RX | (ITU-Hong Kong) Release 4.2 |
| SGA_PAM_RX | (ITU-Chile) (Release 4.4.0) (Not supported) |
| SGA_PAM_TX | (ITU-Hong Kong) Release 4.2 |
| SGA_PAM_TX | (ITU-Chile) (Release 4.4.0) (Not supported) |
| SGA_PRI_RX | (ITU-Chile) (Release 4.4.0) (Not supported) |
| SGA_PRI_TX | (ITU-Chile) (Release 4.4.0) (Not supported) |
| SGA_REL_RX | (ITU-China) (ITU-Israel, Australia, ETSI: Release 4.4.0, 4.5) (Israel and Australia are not supported) |
| SGA_REL_RX | (ITU-Mexico) (Release 4.5.1) |
| SGA_REL_RX | (Thailand) (Release 4.2) |
| SGA_REL_RX | (ITU-Hong Kong) Release 4.2 |
| SGA_REL_RX | (ITU-Chile) (Release 4.4.0) (Not supported) |
| SGA_REL_TX | (ITU-China) (ITU-Israel, Australia, ETSI: Release 4.4.0, 4.5) (Israel and Australia are not supported) |
| SGA_REL_TX | (ITU-Mexico) (Release 4.5.1) |
| SGA_REL_TX | (Thailand) (Release 4.2) |
| SGA_REL_TX | (ITU-Hong Kong) Release 4.2 |
| SGA_REL_TX | (ITU-Chile) (Release 4.4.0) (Not supported) |
| SGA_RES_RX | (ITU-China) (ITU-Israel, Australia, ETSI: Release 4.4.0, 4.5) (Israel and Australia are not supported) |
| SGA_RES_RX | (ITU-Mexico) (Release 4.5.1) |
| SGA_RES_RX | (Thailand) (Release 4.2) |
| SGA_RES_RX | (ITU-Hong Kong) Release 4.2 |
| SGA_RES_RX | (ITU-Chile) (Release 4.4.0) (Not supported) |
| SGA_RES_TX | (ITU-China) (ITU-Israel, Australia, ETSI: Release 4.4.0, 4.5) (Israel and Australia are not supported) |
| SGA_RES_TX | (ITU-Mexico) (Release 4.5.1) |
| SGA_RES_TX | (Thailand) (Release 4.2) |
| SGA_RES_TX | (ITU-Hong Kong) Release 4.2 |
| SGA_RES_TX | (ITU-Chile) (Release 4.4.0) (Not supported) |

| | |
|------------|--|
| SGA_RLC_RX | (ITU-China) (ITU-Israel, Australia, ETSI: Release 4.4.0, 4.5) (Israel and Australia are not supported) |
| SGA_RLC_RX | (ITU-Mexico) (Release 4.5.1) |
| SGA_RLC_RX | (Thailand) (Release 4.2) |
| SGA_RLC_RX | (ITU-Hong Kong) Release 4.2 |
| SGA_RLC_RX | (ITU-Chile) (Release 4.4.0) (Not supported) |
| SGA_RLC_TX | (ITU-China) (ITU-Israel, Australia, ETSI: Release 4.4.0, 4.5) (Israel and Australia are not supported) |
| SGA_RLC_TX | (ITU-Mexico) (Release 4.5.1) |
| SGA_RLC_TX | (Thailand) (Release 4.2) |
| SGA_RLC_TX | (ITU-Hong Kong) Release 4.2 |
| SGA_RLC_TX | (ITU-Chile) (Release 4.4.0) (Not supported) |
| SGA_RSC_RX | (ITU-China) (ITU-Israel, Australia, ETSI: Release 4.4.0, 4.5) (Israel and Australia are not supported) |
| SGA_RSC_RX | (ITU-Mexico) (Release 4.5.1) |
| SGA_RSC_RX | (Thailand) (Release 4.2) |
| SGA_RSC_RX | (ITU-Hong Kong) Release 4.2 |
| SGA_RSC_RX | (ITU-Chile) (Release 4.4.0) (Not supported) |
| SGA_RSC_TX | (ITU-China) (ITU-Israel, Australia, ETSI: Release 4.4.0, 4.5) (Israel and Australia are not supported) |
| SGA_RSC_TX | (ITU-Mexico) (Release 4.5.1) |
| SGA_RSC_TX | (Thailand) (Release 4.2) |
| SGA_RSC_TX | (ITU-Hong Kong) Release 4.2 |
| SGA_RSC_TX | (ITU-Chile) (Release 4.4.0) (Not supported) |
| SGA_SAM_RX | (ITU-China) (ITU-Israel, Australia, ETSI: Release 4.4.0, 4.5) (Israel and Australia are not supported) |
| SGA_SAM_RX | (ITU-Mexico) (Release 4.5.1) |
| SGA_SAM_RX | (Thailand) (Release 4.2) |
| SGA_SAM_RX | (ITU-Hong Kong) Release 4.2 |
| SGA_SAM_RX | (ITU-Chile) (Release 4.4.0) (Not supported) |
| SGA_SAM_TX | (ITU-China) (ITU-Israel, Australia, ETSI: Release 4.4.0, 4.5) (Israel and Australia are not supported) |
| SGA_SAM_TX | (ITU-Mexico) (Release 4.5.1) |
| SGA_SAM_TX | (Thailand) (Release 4.2) |
| SGA_SAM_TX | (ITU-Hong Kong) Release 4.2 |
| SGA_SAM_TX | (ITU-Chile) (Release 4.4.0) (Not supported) |

| | |
|------------|--|
| SGA_SGM_RX | (ITU-Hong Kong) Release 4.2 |
| SGA_SGM_RX | (ITU-Chile) (Release 4.4.0) (Not supported) |
| SGA_SGM_TX | (ITU-Hong Kong) Release 4.2 |
| SGA_SGM_TX | (ITU-Chile) (Release 4.4.0) (Not supported) |
| SGA_SUS_RX | (ITU-China) (ITU-Israel, Australia, ETSI: Release 4.4.0, 4.5) (Israel and Australia are not supported) |
| SGA_SUS_RX | (ITU-Mexico) (Release 4.5.1) |
| SGA_SUS_RX | (Thailand) (Release 4.2) |
| SGA_SUS_RX | (ITU-Hong Kong) Release 4.2 |
| SGA_SUS_RX | (ITU-Chile) (Release 4.4.0) (Not supported) |
| SGA_SUS_TX | (ITU-China) (ITU-Israel, Australia, ETSI: Release 4.4.0, 4.5) (Israel and Australia are not supported) |
| SGA_SUS_TX | (ITU-Mexico) (Release 4.5.1) |
| SGA_SUS_TX | (Thailand) (Release 4.2) |
| SGA_SUS_TX | (ITU-Hong Kong) Release 4.2 |
| SGA_SUS_TX | (ITU-Chile) (Release 4.4.0) (Not supported) |
| SGA_UBA_RX | (ITU-China) (ITU-Israel, Australia, ETSI: Release 4.4.0, 4.5) (Israel and Australia are not supported) |
| SGA_UBA_RX | (ITU-Mexico) (Release 4.5.1) |
| SGA_UBA_RX | (Thailand) (Release 4.2) |
| SGA_UBA_RX | (ITU-Hong Kong) Release 4.2 |
| SGA_UBA_RX | (ITU-Chile) (Release 4.4.0) (Not supported) |
| SGA_UBA_TX | (ITU-China) (ITU-Israel, Australia, ETSI: Release 4.4.0, 4.5) (Israel and Australia are not supported) |
| SGA_UBA_TX | (ITU-Mexico) (Release 4.5.1) |
| SGA_UBA_TX | (Thailand) (Release 4.2) |
| SGA_UBA_TX | (ITU-Hong Kong) Release 4.2 |
| SGA_UBA_TX | (ITU-Chile) (Release 4.4.0) (Not supported) |
| SGA_UBL_RX | (ITU-China) (ITU-Israel, Australia, ETSI: Release 4.4.0, 4.5) (Israel and Australia are not supported) |
| SGA_UBL_RX | (ITU-Mexico) (Release 4.5.1) |
| SGA_UBL_RX | (Thailand) (Release 4.2) |
| SGA_UBL_RX | (ITU-Chile) (Release 4.4.0) (Not supported) |
| SGA_UBL_TX | (ITU-China) (ITU-Israel, Australia, ETSI: Release 4.4.0, 4.5) (Israel and Australia are not supported) |
| SGA_UBL_TX | (ITU-Mexico) (Release 4.5.1) |

| | |
|---------------------|--|
| SGA_UBL_TX | (Thailand) (Release 4.2) |
| SGA_UBL_TX | (ITU-Chile) (Release 4.4.0) (Not supported) |
| SGA_UCIC_RX | (ITU-Mexico) (Release 4.5.1) |
| SGA_UCIC_RX | (Thailand) (Release 4.2) |
| SGA_UCIC_RX | (ITU-Chile) (Release 4.4.0) (Not supported) |
| SGA_UCIC_TX | (ITU-Mexico) (Release 4.5.1) |
| SGA_UCIC_TX | (Thailand) (Release 4.2) |
| SGA_UCIC_TX | (ITU-Chile) (Release 4.4.0) (Not supported) |
| SGA_UNEXPECT_MSG_RX | (ITU-China) (ITU-Israel, Australia, ETSI: Release 4.4.0, 4.5) (Israel and Australia are not supported) |
| SGA_UNEXPECT_MSG_RX | (ITU-Mexico) (Release 4.5.1) |
| SGA_UNEXPECT_MSG_RX | (Thailand) (Release 4.2) |
| SGA_UNEXPECT_MSG_RX | (ITU-Hong Kong) Release 4.2 |
| SGA_UNEXPECT_MSG_RX | (ITU-Chile) (Release 4.4.0) (Not supported) |
| SGA_UNRECOG_MSG_RX | (ITU-China) (ITU-Israel, Australia, ETSI: Release 4.4.0, 4.5) (Israel and Australia are not supported) |
| SGA_UNRECOG_MSG_RX | (ITU-Mexico) (Release 4.5.1) |
| SGA_UNRECOG_MSG_RX | (Thailand) (Release 4.2) |
| SGA_UNRECOG_MSG_RX | (ITU-Hong Kong) Release 4.2 |
| SGA_UNRECOG_MSG_RX | (ITU-Chile) (Release 4.4.0) (Not supported) |
| SGA_USR_RX | (ITU-Chile) (Release 4.4.0) (Not supported) |
| SGA_USR_TX | (ITU-Chile) (Release 4.4.0) (Not supported) |
| | |
| TIMESTAMP | |
| NODENAME | |
| CONDITION | |
| | |
| TIMESTAMP | |
| NODENAME | |
| CONDITION | |
| | |
| TIMESTAMP | |
| NODENAME | |
| CONDITION | |

Measurement M3UA Summary

The Measurement M3UA Summary (measurement-m3ua-summary) table requests a summary report of M3UA-related statistics for all media gateways (MGWs) that occurred during a specified collection interval (time-interval). Each collection interval starts on the hour, half-hour, or quarter-hour.

Table Name: MEASUREMENT-M3UA-SUMMARY

Table Containment Area: OAMP

Command Types

Report, show and clear

Examples

```
show measurement-m3ua-summary;
report measurement-m3ua-summary start-time=2003-03-27 06:00:00; end-time=2003-03-27
06:30:00; call-agent-id =CA146;
clear measurement-m3ua-summary call-agent-id=CA146;
```

Usage Guidelines

Primary Key Token(s): None.

Foreign Key Token(s): call-agent-id

Syntax Description

| | |
|---------------|---|
| CALL-AGENT-ID | Mandatory for on-demand requests. Foreign key: Call Agent table. ID of the associated Call Agent. VARCHAR(8): 1–8 ASCII characters in the format CAnnn or cannn. |
| DISPLAY | Specifies particular report counters to display on the screen. Display token values must be entered with an underscore (_). Do not use hyphens (-). STRING. Permitted values are: |
| END-TIME | Ending time for measurement summary. Enter all 19 ASCII characters as shown. DATE and TIME: YYYY-MM-DD HH:MM:SS. |
| INTERVAL | Specifies whether to report measurement entries for all intervals, or to get the current data that is not yet in a report. STRING. CURRENT—Returns the measurement data available for the latest interval that is not yet in a report for the Call Agent and Feature Server. If used with the START-TIME token, the START-TIME token is ignored and the INTERVAL=CURRENT value is used. ALL—returns all the entries in regardless of the timestamp or reported intervals. If used with the START-TIME token, this token is ignored and the START-TIME value is used. |
| OUTPUT-TYPE | Specifies the desired output format. Permitted values are: CSV (Default)—Comma-separated view XML—Extensible Markup Language |

| | |
|------------|--|
| START-TIME | Mandatory for on-demand requests. Starting time for measurements summary. Enter all 19 ASCII characters as shown. Start-time must occur before end-time. Measurement items are available for the current and previous calendar days only (up to a maximum of 48 hours of events). If the time specified is during the current collection interval only, partial measurement counts are displayed. DATE and TIME: YYYY-MM-DD HH:MM:SS. |
| SUM | Specifies whether the resulting report request must contain the individual interval reports (N) or a summation of all interval reports into one composite report (Y). CHAR(1): Y/N (Default = N). |

Table 11-9 lists the values for the Measurement M3UA Summary Display token.

Table 11-9 Measurement M3UA Summary Display Token Values

| |
|----------------------|
| TIMESTAMP |
| NODENAME |
| CONDITION |
| M3UA-SGP-ID |
| M3UA_ACTIVE_ACK_RX |
| M3UA_ACTIVE_TX |
| M3UA_ASSOC_FAIL |
| M3UA_BEAT_ACK_RX |
| M3UA_BEAT_ACK_TX |
| M3UA_BEAT_RX |
| M3UA_BEAT_TX |
| M3UA_DATA_BYTES_RX |
| M3UA_DATA_BYTES_TX |
| M3UA_DATA_TRANS_RX |
| M3UA_DATA_TRANS_TX |
| M3UA_DAUD_TX |
| M3UA_DAVA_RX |
| M3UA_DOWN_ACK_RX |
| M3UA_DOWN_TX |
| M3UA_DRST_RX |
| M3UA_DUNA_RX |
| M3UA_DUPU_RX |
| M3UA_ERR_RX |
| M3UA_ERR_TX |
| M3UA_INACTIVE_ACK_RX |
| M3UA_INACTIVE_TX |

| |
|-----------------------------|
| M3UA_INVALID_SCTP_SIGNALS |
| M3UA_MSG_CLASS_ERR |
| M3UA_MSG_LENGTH_ERR |
| M3UA_MSG_RX_OTHER_ERR |
| M3UA_MSG_TYPE_ERR |
| M3UA_NETWORK_APPEAR_ERR |
| M3UA_NO_MEMORY_ERR |
| M3UA_NOTIFY_TX |
| M3UA_NOTIFY_RX |
| M3UA_PARAM_FIELD_ERR |
| M3UA_PARAM_VALUE_ERR |
| M3UA_PROTOCOL_ERR |
| M3UA_ROUTING_CONTEXT_ERR |
| M3UA_SCON_TX |
| M3UA_SCON_RX |
| M3UA_SCTP_TX_FAIL |
| M3UA_SGP_ID |
| M3UA_SINCE_LAST_RESET_ASSOC |
| M3UA_STREAM_ID_ERR |
| M3UA_UNEXPECT_MSG_ERR |
| M3UA_UNEXPECT_PARAM_ERR |
| M3UA_UP_TX |
| M3UA_UP_ACK_RX |
| M3UA_VERSION_ERR |

Measurement MGCP Signaling Adapter Summary

The Measurement MGCP Signaling Adapter Summary (measurement-mgcp-summary) table requests a summary report of Media Gateway Control Protocol (MGCP) signaling adapter-related statistics for a specified Call Agent that occurred during a specified collection interval (time-interval). Each collection interval starts on the hour, half-hour, or quarter-hour.

Table Name: MEASUREMENT-MGCP-SUMMARY

Table Containment Area: OAMP

Command Types

Report, show and clear

Examples

```
show measurement-mgcp-summary;
report measurement-mgcp-summary start-time=2003-03-27 06:00:00; end-time=2003-03-27
06:30:00; call-agent-id=CA146; output-type=csv;
```

**Caution**

```
clear measurement-mgcp-summary call-agent-id=CA146;
```

The clear command clears *all* current collecting measurement values for the specified Call Agent. There will not be any announcement data to report until the next interval.

Usage Guidelines

Primary Key Token(s): None.

Foreign Key Token(s): call-agent-id

| | | |
|--------------------|---------------|--|
| Syntax Description | CALL-AGENT-ID | Mandatory for on-demand requests. Foreign key: Call Agent table. ID of the associated Call Agent. VARCHAR(8): 1–8 ASCII characters in the format CAnnn or cannn. |
| | DISPLAY | Specifies particular report counters to display on the screen. Display token values must be entered with an underscore (_). Do not use hyphens (-). STRING. Permitted values are: TIMESTAMP NODENAME CONDITION MGCP_AUEP_ACK_RX MGCP_AUEP_NACK_RX MGCP_AUEP_TX MGCP_AUCX_TX (Release 4.5) MGCP_AUCX_ACK_RX (Release 4.5) MGCP_AUCX_NACK_RX (Release 4.5) MGCP_CRCX_ACK_RX MGCP_CRCX_NACK_RX MGCP_CRCX_TX MGCP_DECODE_ERROR MGCP_DLCX_ACK_RX MGCP_DLCX_NACK_RX MGCP_DLCX_RX MGCP_DLCX_TX MGCP_ENCODE_ERROR MGCP_MDCX_ACK_RX MGCP_MDCX_NACK_RX MGCP_MDCX_TX MGCP_NTFY_RX MGCP_RQNT_ACK_RX MGCP_RQNT_NACK_RX MGCP_RQNT_TX MGCP_RSIP_ACK_TX MGCP_RSIP_RX MGCP_SEND_FAILED MGCP_UNREACHABLE |
| | END-TIME | Ending time for measurement summary. Enter all 19 ASCII characters as shown. DATE and TIME: YYYY-MM-DD HH:MM:SS. |

| | |
|-------------|--|
| INTERVAL | <p>Specifies whether to report measurement entries for all intervals, or to get the current data that is not yet in a report.</p> <p>STRING.</p> <p>CURRENT—Returns the measurement data available for the latest interval that is not yet in a report for the Call Agent and Feature Server. If used with the START-TIME token, the START-TIME token is ignored and the INTERVAL=CURRENT value is used.</p> <p>ALL—returns all the entries in regardless of the timestamp or reported intervals. If used with the START-TIME token, this token is ignored and the START-TIME value is used.</p> |
| OUTPUT-TYPE | <p>Specifies the desired output format. Permitted values are:</p> <p>CSV (Default)—Comma-separated view</p> <p>XML—Extensible Markup Language</p> |
| START-TIME | <p>Mandatory for on-demand requests. Starting time for measurements summary. Enter all 19 ASCII characters as shown. Start-time must occur before end-time. Measurement items are available for the current and previous calendar days only (up to a maximum of 48 hours of events). If the time specified is during the current collection interval only, partial measurement counts are displayed.</p> <p>DATE and TIME: YYYY-MM-DD HH:MM:SS</p> |
| SUM | <p>Specifies whether the resulting report request must contain the individual interval reports (N) or a summation of all interval reports into one composite report (Y).</p> <p>CHAR(1): Y/N (Default = N).</p> |

Measurement PCT Tools Summary (Release 4.4.1)

The Measurement POTS/Centrex/Tandem (PCT) Tools Summary (measurement-pct-tools-summary) table collects PCT tools statistics. Each collection interval starts on the hour, half-hour, or quarter-hour.

Table Name: MEASUREMENT-PCT-TOOLS-SUMMARY

Table Containment Area: OAMP

Command Types

Report, show and clear

Examples

```
show measurement-pct-tools-summary;
report measurement-pct-tools-summary start-time=2002-03-27 10:00:00; end-time=2002-03-27
12:00:00; call-agent-id=CA146; output=pct-tools-report; output-type=csv;
clear measurement-pct-tools-summary call-agent-id=CA146;
```

Usage Guidelines

Primary Key Token(s): None.

Foreign Key Token(s): call-agent-id

| | | |
|---------------------------|-------------------|--|
| Syntax Description | FEATURE-SERVER-ID | Mandatory for on-demand requests. Foreign key: Feature Server table. ID of the associated Feature Server. VARCHAR(8): 1–8 ASCII characters in the format FSPTCnnn/fsptcnnn or FSAINnnn/fsainnnn. |
| | DISPLAY | Specifies particular report counters to display on the screen. Display token values must be entered with an underscore (_). Do not use hyphens (-). STRING. Permitted values are: TIMESTAMP NODENAME CONDITION TOOLS_LIDB_QUERY_ATTMP TOOLS_LIDB_QUERY_SUCC |
| | END-TIME | Ending time for measurement summary. Enter all 19 ASCII characters as shown. DATE and TIME: YYYY-MM-DD HH:MM:SS. |
| | OUTPUT-TYPE | Specifies the desired output format. Permitted values are: CSV (Default)—Comma-separated view XML—Extensible Markup Language |
| | START-TIME | Mandatory for on-demand requests. Starting time for measurements summary. Enter all 19 ASCII characters as shown. Start-time must occur before end-time. Measurement items are available for the current and previous calendar days only (up to a maximum of 48 hours of events). If the time specified is during the current collection interval only, partial measurement counts are displayed. DATE and TIME: YYYY-MM-DD HH:MM:SS. |
| | SUM | Specifies whether the resulting report request must contain the individual interval reports (N) or a summation of all interval reports into one composite report (Y). CHAR(1): Y/N (Default = N). |
| | | |

Measurement POTS Auto Callback/Recall/Call Rejection Feature Server Summary

The Measurement POTS Auto Callback/Recall/Call Rejection Feature Server Summary (measurement-pots-acar-summary) table requests a summary report of Auto Callback/Recall/Call Rejection-related statistics for a specified Feature Server that occurred during a specified collection interval (time-interval). Each collection interval starts on the hour, half-hour, or quarter-hour.

Table Name: MEASUREMENT-POTS-ACAR-SUMMARY

Table Containment Area: OAMP

| | |
|----------------------|------------------------|
| Command Types | Report, show and clear |
|----------------------|------------------------|

| | |
|-----------------|--|
| Examples | <code>show measurement-pots-acar-summary;</code> |
|-----------------|--|

```
report measurement-pots-acar-summary start-time=2003-03-27 06:00:00; end-time=2003-03-27  
06:30:00; feature-server-id= FSAIN203;output-type=csv;  
clear measurement-pots-acar-summary feature-server-id=fsptc203;
```

Usage Guidelines

Primary Key Token(s): None.

Foreign Key Token(s): feature-server-id

| | | |
|--------------------|-------------------|---|
| Syntax Description | FEATURE-SERVER-ID | Mandatory for on-demand requests. Foreign key: Feature Server table. ID of the associated Feature Server. VARCHAR(8): 1–8 ASCII characters in the format FSPTCnnn/fsptcnnn or FSAINnnn/fsainnnn. |
| | DISPLAY | Specifies particular report counters to display on the screen. Display token values must be entered with an underscore (_). Do not use hyphens (-). STRING. Permitted values are: TIMESTAMP NODENAME CONDITION POTS_AC_ACT_ATTMP POTS_AC_DEACT_ATTMP POTS_AC_DEACT_BY_SYSTEM POTS_AC_DELAYED_PROC POTS_AC_IMMEDIATE_PROC POTS_AC_INTERLATA_ATTMP POTS_AC_OVERFLOW POTS_ACART_ORIG_SCAN_REQ POTS_ACART_QUEUED_REQ POTS_ACART_REJECT_NO_RSRC POTS_ACART_TERM_SCAN_REQ POTS_ACR_ACT_ATTMP POTS_ACR_ACT_REJECT_NO_RSRC POTS_ACR_DEACT_ATTMP POTS_ACR_DEACT_REJECT_NO_RSRC POTS_ACR_SUCC POTS_AR_ACT_ATTMP POTS_AR_DEACT_ATTMP POTS_AR_DEACT_BY_SYSTEM POTS_AR_DELAYED_PROC POTS_AR_IMMEDIATE_PROC POTS_AR_INTERLATA_ATTMP POTS_AR_OVERFLOW |
| | END-TIME | Ending time for measurement summary. Enter all 19 ASCII characters as shown. DATE and TIME: YYYY-MM-DD HH:MM:SS. |

| | |
|-------------|--|
| INTERVAL | <p>Specifies whether to report measurement entries for all intervals, or to get the current data that is not yet in a report.</p> <p>STRING.</p> <p>CURRENT—Returns the measurement data available for the latest interval that is not yet in a report for the Call Agent and Feature Server. If used with the START-TIME token, the START-TIME token is ignored and the INTERVAL=CURRENT value is used.</p> <p>ALL—returns all the entries in regardless of the timestamp or reported intervals. If used with the START-TIME token, this token is ignored and the START-TIME value is used.</p> |
| OUTPUT-TYPE | <p>Specifies the desired output format. Permitted values are:</p> <p>CSV (Default)—Comma-separated view</p> <p>XML—Extensible Markup Language</p> |
| START-TIME | <p>Mandatory for on-demand requests. Starting time for measurements summary. Enter all 19 ASCII characters as shown. Start-time must occur before end-time. Measurement items are available for the current and previous calendar days only (up to a maximum of 48 hours of events). If the time specified is during the current collection interval only, partial measurement counts are displayed.</p> <p>DATE and TIME: YYYY-MM-DD HH:MM:SS.</p> |
| SUM | <p>Specifies whether the resulting report request must contain the individual interval reports (N) or a summation of all interval reports into one composite report (Y).</p> <p>CHAR(1): Y/N (Default = N).</p> |

Measurement POTS Class of Service Feature Server Summary

The Measurement POTS Class of Service Feature Server Summary (measurement-pots-cos-summary) table requests a summary report of class of service-related statistics for a specified Feature Server that occurred during a specified collection interval (time-interval). Each collection interval starts on the hour, half-hour, or quarter-hour.

Table Name: MEASUREMENT-POTS-COS-SUMMARY

Table Containment Area: OAMP

Command Types

Report, show and clear

Examples

```
show measurement-pots-cos-summary;
report measurement-pots-cos-summary start-time=2003-03-27 06:00:00; end-time=2003-03-27
06:30:00; feature-server-id= FSAIN203; output-type=csv;
clear measurement-pots-cos-summary feature-server-id=fsptc203;
```

Usage Guidelines

Primary Key Token(s): None.

Foreign Key Token(s): feature-server-id

| Syntax Description | |
|--------------------|--|
| FEATURE-SERVER-ID | <p>Mandatory for on-demand requests. Foreign key: Feature Server table. ID of the associated Feature Server.</p> <p>VARCHAR(8): 1–8 ASCII characters in the format FSPTCnnn/fsptcnnn or FSAINnnn/fsainnnn.</p> |
| DISPLAY | <p>Specifies particular report counters to display on the screen. Display token values must be entered with an underscore (_). Do not use hyphens (-).</p> <p>STRING. See Table 11-10 for permitted values.</p> |
| END-TIME | <p>Ending time for measurement summary. Enter all 19 ASCII characters as shown.</p> <p>DATE and TIME: YYYY-MM-DD HH:MM:SS.</p> |
| INTERVAL | <p>Specifies whether to report measurement entries for all intervals, or to get the current data that is not yet in a report.</p> <p>STRING.</p> <p>CURRENT—Returns the measurement data available for the latest interval that is not yet in a report for the Call Agent and Feature Server. If used with the START-TIME token, the START-TIME token is ignored and the INTERVAL=CURRENT value is used.</p> <p>ALL—returns all the entries in regardless of the timestamp or reported intervals. If used with the START-TIME token, this token is ignored and the START-TIME value is used.</p> |
| OUTPUT-TYPE | <p>Specifies the desired output format. Permitted values are:</p> <p>CSV (Default)—Comma-separated view</p> <p>XML—Extensible Markup Language</p> |
| START-TIME | <p>Mandatory for on-demand requests. Starting time for measurements summary. Enter all 19 ASCII characters as shown. Start-time must occur before end-time. Measurement items are available for the current and previous calendar days only (up to a maximum of 48 hours of events). If the time specified is during the current collection interval only, partial measurement counts are displayed.</p> <p>DATE and TIME: YYYY-MM-DD HH:MM:SS.</p> |
| SUM | <p>Specifies whether the resulting report request must contain the individual interval reports (N) or a summation of all interval reports into one composite report (Y).</p> <p>CHAR(1): Y/N (Default = N).</p> |

[Table 11-10](#) lists the values for the Measurement POTS Class of Service Feature Server Summary Display token.

Table 11-10 Measurement POTS Class of Service Feature Server Summary

| |
|-----------|
| TIMESTAMP |
| NODENAME |

| | |
|-------------------------------|---------------|
| CONDITION | |
| POTS_COS_900_BLOCKED | |
| POTS_COS_976_BLOCKED | |
| POTS_COS_ACCT_CODE_FAIL | |
| POTS_COS_ACCT_CODE_SUCC | |
| POTS_COS_ANI_ATTMP_SUCC | |
| POTS_COS_ANI_BLOCKED_CALL | |
| POTS_COS_AUTH_CODE_FAIL | |
| POTS_COS_AUTH_CODE_SUCC | |
| POTS_COS_CASUAL_RESTRICT | |
| POTS_COS_DA_BLOCKED | |
| POTS_COS_INTL_BLOCKED_BW | |
| POTS_COS_INTL_OP_BLOCKED | |
| POTS_COS_INTL_RESTRICT | |
| POTS_COS_NANP_BLOCKED_BW | |
| POTS_COS_NANP_OP_BLOCKED | |
| POTS_COS_NANP_RESTRICT | |
| POTS_COS_TOLLFREE_BLOCKED | (Release 4.5) |
| POTS_COS_TOT_ACCT_IVR_SESSION | (Release 4.5) |
| POTS_COS_TOT_AUTH_IVR_SESSION | (Release 4.5) |
| POTS_COS_TOT_IVR_FAIL | (Release 4.5) |
| POTS_TDISC_CALLS_OUTG_BLOCKED | (Release 4.5) |

Measurement POTS Customer-Originated Trace Feature Server Summary

The Measurement POTS Customer-Originated Trace Feature Server Summary (measurement-pots-cot-summary) table requests a summary report of customer-originated trace-related statistics for a specified Feature Server that occurred during a specified collection interval (time-interval). Each collection interval starts on the hour, half-hour, or quarter-hour.

Table Name: MEASUREMENT-POTS-COT-SUMMARY

Table Containment Area: OAMP

Command Types

Report, show and clear

Examples

```
show measurement-pots-cot-summary;
report measurement-pots-cot-summary start-time=2003-03-27 06:00:00; end-time=2003-03-27
06:30:00; feature-server-id= FSAIN203;output-type=csv;
clear measurement-pots-cot-summary feature-server-id=fsptc203;
```

Usage Guidelines

Primary Key Token(s): None.

Foreign Key Token(s): feature-server-id

Syntax Description

| | |
|-------------------|--|
| FEATURE-SERVER-ID | <p>Mandatory for on-demand requests. Foreign key: Feature Server table. ID of the associated Feature Server.</p> <p>VARCHAR(8): 1–8 ASCII characters in the format FSPTCnnn/fsptcnnn or FSAINnnn/fsainnnn.</p> |
| DISPLAY | <p>Specifies particular report counters to display on the screen. Display token values must be entered with an underscore (_). Do not use hyphens (-).</p> <p>STRING. Permitted values are:</p> <p>TIMESTAMP</p> <p>NODENAME</p> <p>CONDITION</p> <p>POTS_COT_ABAND</p> <p>POTS_COT_ACCESS</p> <p>POTS_COT_ACT</p> <p>POTS_COT_DENY</p> <p>POTS_COT_DN_UNAVAIL</p> <p>POTS_COT_TRACE_CONFIRM</p> <p>POTS_COT_TRACE_OUTPUT</p> |
| END-TIME | <p>Ending time for measurement summary. Enter all 19 ASCII characters as shown.</p> <p>DATE and TIME: YYYY-MM-DD HH:MM:SS.</p> |
| INTERVAL | <p>Specifies whether to report measurement entries for all intervals, or to get the current data that is not yet in a report.</p> <p>STRING.</p> <p>CURRENT—Returns the measurement data available for the latest interval that is not yet in a report for the Call Agent and Feature Server. If used with the START-TIME token, the START-TIME token is ignored and the INTERVAL=CURRENT value is used.</p> <p>ALL—returns all the entries in regardless of the timestamp or reported intervals. If used with the START-TIME token, this token is ignored and the START-TIME value is used.</p> |
| OUTPUT-TYPE | <p>Specifies the desired output format. Permitted values are:</p> <p>CSV (Default)—Comma-separated view</p> <p>XML—Extensible Markup Language</p> |

| | |
|------------|--|
| START-TIME | Mandatory for on-demand requests. Starting time for measurements summary. Enter all 19 ASCII characters as shown. Start-time must occur before end-time. Measurement items are available for the current and previous calendar days only (up to a maximum of 48 hours of events). If the time specified is during the current collection interval only, partial measurement counts are displayed. DATE and TIME: YYYY-MM-DD HH:MM:SS. |
| SUM | Specifies whether the resulting report request must contain the individual interval reports (N) or a summation of all interval reports into one composite report (Y). CHAR(1): Y/N (Default = N). |

Measurement POTS Local Feature Server Summary

The Measurement POTS Local Feature Server Summary (measurement-pots-local-summary) table requests a summary report of local-related statistics for a specified Feature Server that occurred during a specified collection interval (time-interval). Each collection interval starts on the hour, half-hour, or quarter-hour.

Table Name: MEASUREMENT-POTS-LOCAL-SUMMARY

Table Containment Area: OAMP

Command Types Report, show and clear

Examples

```
show measurement-pots-local-summary;
report measurement-pots-local-summary start-time=2003-03-27 06:00:00; end-time=2003-03-27
06:30:00; feature-server-id= FSAIN203;output-type=csv;
clear measurement-pots-local-summary feature-server-id=fsptc203;
```

Usage Guidelines Primary Key Token(s): None.
Foreign Key Token(s): feature-server-id

| | | |
|---------------------------|-------------------|--|
| Syntax Description | FEATURE-SERVER-ID | Mandatory for on-demand requests. Foreign key: Feature Server table. ID of the associated Feature Server. VARCHAR(8): 1–8 ASCII characters in the format FSPTCnnn/fsptcnnn or FSAINnnn/fsainnnn. |
| | DISPLAY | Specifies particular report counters to display on the screen. Display token values must be entered with an underscore (_). Do not use hyphens (-). STRING. See Table 11-11 for permitted values. |
| | END-TIME | Ending time for measurement summary. Enter all 19 ASCII characters as shown. DATE and TIME: YYYY-MM-DD HH:MM:SS. |

| | |
|-------------|--|
| INTERVAL | <p>Specifies whether to report measurement entries for all intervals, or to get the current data that is not yet in a report.</p> <p>STRING.</p> <p>CURRENT—Returns the measurement data available for the latest interval that is not yet in a report for the Call Agent and Feature Server. If used with the START-TIME token, the START-TIME token is ignored and the INTERVAL=CURRENT value is used.</p> <p>ALL—returns all the entries in regardless of the timestamp or reported intervals. If used with the START-TIME token, this token is ignored and the START-TIME value is used.</p> |
| OUTPUT-TYPE | <p>Specifies the desired output format. Permitted values are:</p> <p>CSV (Default)—Comma-separated view</p> <p>XML—Extensible Markup Language</p> |
| START-TIME | <p>Mandatory for on-demand requests. Starting time for measurements summary. Enter all 19 ASCII characters as shown. Start-time must occur before end-time. Measurement items are available for the current and previous calendar days only (up to a maximum of 48 hours of events). If the time specified is during the current collection interval only, partial measurement counts are displayed.</p> <p>DATE and TIME: YYYY-MM-DD HH:MM:SS.</p> |
| SUM | <p>Specifies whether the resulting report request must contain the individual interval reports (N) or a summation of all interval reports into one composite report (Y).</p> <p>CHAR(1): Y/N (Default = N).</p> |

Table 11-11 lists the values for the Measurement POTS Local Feature Server Summary Display token.

Table 11-11 Measurement POTS Local Feature Server Summary Display Token Values

| |
|-------------------------|
| TIMESTAMP |
| NODENAME |
| CONDITION |
| POTS_CCW_ATTMP |
| POTS_CCW_LENGTH |
| POTS_CCW_REJECT_BY_CCW |
| POTS_CCW_REJECT_NO_RSRC |
| POTS_CFB_ACT_ATTMP |
| POTS_CFB_ACT_REFUSED |
| POTS_CFB_DEACT_ATTMP |
| POTS_CFB_FORWARD_FAIL |
| POTS_CFB_FORWARD_SUCC |
| POTS_CFB_INTERROG_ATTMP |
| POTS_CFC_ACT_ATTMP |
| (Release 4.5) |

| | |
|---------------------------|---------------|
| POTS_CFC_ACT_FAIL | (Release 4.5) |
| POTS_CFC_ACT_SUCC | (Release 4.5) |
| POTS_CFC_DEACT_ATTMP | (Release 4.5) |
| POTS_CFC_DEACT_FAIL | (Release 4.5) |
| POTS_CFC_DEACT_SUCC | (Release 4.5) |
| POTS_CFC_DN_CHG_ACT_ATTMP | (Release 4.5) |
| POTS_CFC_DN_CHG_ACT_FAIL | (Release 4.5) |
| POTS_CFC_DN_CHG_ACT_SUCC | (Release 4.5) |
| POTS_CFC_FORWARD_ATTMP | (Release 4.5) |
| POTS_CFC_FORWARD_FAIL | (Release 4.5) |
| POTS_CFC_FORWARD_SUCC | (Release 4.5) |
| POTS_CFC_INTERROG_ATTMP | (Release 4.5) |
| POTS_CFC_INTERROG_FAIL | (Release 4.5) |
| POTS_CFC_INTERROG_SUCC | (Release 4.5) |
| POTS_CFNA_ACT_ATTMP | |
| POTS_CFNA_ACT_REFUSED | |
| POTS_CFNA_DEACT_ATTMP | |
| POTS_CFNA_FORWARD_FAIL | |
| POTS_CFNA_FORWARD_SUCC | |
| POTS_CFNA_INTERROG_ATTMP | |
| POTS_CFU_ACT_ATTMP | |
| POTS_CFU_DEACT_ATTMP | |
| POTS_CFU_ACT_REFUSED | |
| POTS_CFU_ACT_ANSWERED | |
| POTS_CFU_ACT_SECOND | |
| POTS_CFU_FORWARD_FAIL | |
| POTS_CFU_FORWARD_SUCC | |
| POTS_CFU_INTERROG_ATTMP | |
| POTS_CHD_ANSWER | |
| POTS_CHD_ATTMP | |
| POTS_CHD_NOT_ANSWER | |
| POTS_CHD_REJECT_INTERACT | |
| POTS_CHD_REJECT_NO_RSRC | |
| POTS_CIDS_ATTMP | |
| POTS_CIDSS_ATTMP | |
| POTS_CNAB_ATTMP | |
| POTS_CNDB_ATTMP | |
| POTS_CPRK_CLEAR | |

| |
|---------------------------------------|
| POTS_CPRK_FAIL_ATTMP |
| POTS_CPRK_FAIL_RET_ATTMP |
| POTS_CPRK_FORWARD |
| POTS_CPRK_SUCC_ATTMP |
| POTS_CPRK_SUCC_RET_ATTMP |
| POTS_CT_ANSWER |
| POTS_CT_ATTMP |
| POTS_CT_CONF |
| POTS_CT_FAIL |
| POTS_CT_TRANSFER |
| POTS_CW_ANSWERED |
| POTS_CW_ATTMP |
| POTS_CW_NOT_ANSWERED |
| POTS_CW_REJECT_NO_RSRC |
| POTS_CW_REJECT_INTERACT |
| POTS_CWD_ACT_FAIL |
| POTS_CWD_ACT_SUCC |
| POTS_CWD_ANSWER |
| POTS_CWD_ATTMP |
| POTS_CWD_DEACT_FAIL |
| POTS_CWD_DEACT_SUCC |
| POTS_CWD_INTERROG_SUCC |
| POTS_CWD_INTERROG_FAIL |
| POTS_DND_ACT_FAIL |
| POTS_DND_ACT_SUCC |
| POTS_DND_DEACT_FAIL |
| POTS_DND_DEACT_SUCC |
| POTS_DND_REJECT |
| POTS_DRCW_ATTMP |
| POTS_DRCW_REJECT_NO_RSRC |
| POTS_DRCW_SUCC |
| POTS_MDC_ATTMP |
| POTS_MDC_REJECT_INTERACT |
| POTS_MDC_REJECT_NO_RSRC |
| POTS_MDC_REJECT_OTHERS |
| POTS_NSA_INVOKE_ABANDON (Release 4.5) |
| POTS_NSA_INVOKE_ATTMP (Release 4.5) |
| POTS_NSA_INVOKE_FAIL (Release 4.5) |

POTS_NSA_INVOKE_SUCC (Release 4.5)

POTS_OCB_ACT_SUCC

POTS_OCB_DEACT_SUCC

POTS_OCB_INTERROG_SUCC

POTS_OCB_INTL_BLOCK

POTS_OCB_INVALID_PASSWORD

POTS_OCB_INVOCATION

POTS_OCB_LOCAL_BLOCK

POTS_OCB_NATL_BLOCK

POTS_RACF_ATTMP

POTS_RACF_CFU_ACT

POTS_RACF_CFU_DEACT

POTS_RACF_CFU_UNCHANGED

POTS_RACF_PIN_ATTMP

POTS_RACF_PIN_CHANGE

POTS_RACF_PIN_REFUSE

POTS_RACF_PIN_REJECT_NO_RSRC

POTS_RACF_PIN_UNCHANGE

POTS_RACF_REFUSE

POTS_RACF_REJECT_NO_RSRC

POTS_RC_SUCC

POTS_REFERER_ATTMP

POTS_REFERER_FAIL

POTS_REFERER_SUCC

POTS_SC_1_DIGIT_ATTMP

POTS_SC_2_DIGIT_ATTMP

POTS_SC_SUCC_CCSC

POTS_TWC_ANSWERED

POTS_TWC_ATTMP

POTS_TWC_CONF

POTS_TWC_FAIL

POTS_TWCD_ATTMP

POTS_TWCD_CONF

Measurement POTS Miscellaneous Feature Server Summary

The Measurement POTS Miscellaneous Feature Server Summary (measurement-pots-misc-summary) table requests a summary report of miscellaneous-related statistics for a specified Feature Server that occurred during a specified collection interval (time-interval). Each collection interval starts on the hour, half-hour, or quarter-hour.

Table Name: MEASUREMENT-POTS-MISC-SUMMARY

Table Containment Area: OAMP

Command Types

Report, show and clear

Examples

```
show measurement-pots-misc-summary;
report measurement-pots-misc-summary start-time=2003-03-27 06:00:00; end-time=2003-03-27
06:30:00; feature-server-id= FSAIN203;output-type=csv;
clear measurement-pots-misc-summary feature-server-id=fsptc203;
```

Usage Guidelines

Primary Key Token(s): None.

Foreign Key Token(s): feature-server-id

Syntax Description

| | |
|-------------------|---|
| FEATURE-SERVER-ID | Mandatory for on-demand requests. Foreign key: Feature Server table. ID of the associated Feature Server. VARCHAR(8): 1–8 ASCII characters in the format FSPTCnnn/fsptcnnn or FSAINnnn/fsainnnn. |
| DISPLAY | Specifies particular report counters to display on the screen. Display token values must be entered with an underscore (_). Do not use hyphens (-). STRING. See Table 11-12 for permitted values. |
| END-TIME | Ending time for measurement summary. Enter all 19 ASCII characters as shown. DATE and TIME: YYYY-MM-DD HH:MM:SS. |
| INTERVAL | Specifies whether to report measurement entries for all intervals, or to get the current data that is not yet in a report. STRING. CURRENT—Returns the measurement data available for the latest interval that is not yet in a report for the Call Agent and Feature Server. If used with the START-TIME token, the START-TIME token is ignored and the INTERVAL=CURRENT value is used. ALL—returns all the entries in regardless of the timestamp or reported intervals. If used with the START-TIME token, this token is ignored and the START-TIME value is used. |

| | |
|-------------|--|
| OUTPUT-TYPE | Specifies the desired output format. Permitted values are: CSV (Default)—Comma-separated view XML—Extensible Markup Language |
| START-TIME | Mandatory for on-demand requests. Starting time for measurements summary. Enter all 19 ASCII characters as shown. Start-time must occur before end-time. Measurement items are available for the current and previous calendar days only (up to a maximum of 48 hours of events). If the time specified is during the current collection interval only, partial measurement counts are displayed. DATE and TIME: YYYY-MM-DD HH:MM:SS. |
| SUM | Specifies whether the resulting report request must contain the individual interval reports (N) or a summation of all interval reports into one composite report (Y). CHAR(1): Y/N (Default = N). |

Table 11-12 lists the values for the Measurement POTS Miscellaneous Feature Server Summary Display token.

Table 11-12 *Measurement POTS Miscellaneous Feature Server Summary Display Token Values*

| | |
|---------------------------------------|-----------------------------------|
| TIMESTAMP | |
| NODENAME | |
| CONDITION | |
| POTS_BLV_ATTMP | (Release 4.5) |
| POTS_CTX_SFG_OVERFLOW (Release 4.5) | (Release 4.5) |
| POTS_HOTLINE_ATTMP (Release 4.5) | (Release 4.5) |
| POTS_HOTV_ACT_SUCC (Release 4.5) | (Release 4.5) |
| POTS_HOTV_ATTMP (Release 4.5) | (Release 4.5) |
| POTS_HOTV_DEACT_SUCC (Release 4.5) | (Release 4.5) |
| POTS_HOTV_INTERROG_SUCC (Release 4.5) | (Release 4.5) |
| POTS_LCD_AUTH_ATTEMPTS | (Release 4.4.1) (Obsolete in 4.5) |
| POTS_LCD_AUTH_ATTMP (Release 4.5) | (Release 4.5) |
| POTS_LCD_AUTH_FAIL (Release 4.4.1) | (Release 4.5) |
| POTS_LCD_AUTH_SUCC (Release 4.5) | (Release 4.5) |
| POTS_LCD_AUTH_SUCCESS | (Release 4.4.1) (Obsolete in 4.5) |
| POTS_LCD_FORCED_DISC | (Release 4.5) |
| POTS_LCD_FORCED_DISCONNECT | (Release 4.4.1) (Obsolete in 4.5) |
| POTS_LCD_REAUTH_FAIL | (Release 4.4.1) |
| POTS_OP_INTERRUPT_ATTMP | (Release 4.5) |
| POTS_PS_FAIL | (Release 4.5) |
| POTS_PS_MANAGE_FAIL | (Release 4.5) |
| POTS_PS_MANAGE_SUCC | (Release 4.5) |

| | |
|------------------------|---------------|
| POTS_PS_SUCC | (Release 4.5) |
| POTS_VM_ACCESS | (Release 4.5) |
| POTS_VM_ACT_FAIL | (Release 4.5) |
| POTS_VM_ACT_SUCC | (Release 4.5) |
| POTS_VM_ATTMP | (Release 4.5) |
| POTS_VM_DEACT_FAIL | (Release 4.5) |
| POTS_VM_DEACT_SUCC | (Release 4.5) |
| POTS_WARMLINE_ATTMP | (Release 4.5) |
| SIS_100_RX | (Release 4.5) |
| SIS_100_TX | (Release 4.5) |
| SIS_18x_RX | (Release 4.5) |
| SIS_18x_TX | (Release 4.5) |
| SIS_200_RX | (Release 4.5) |
| SIS_200_TX | (Release 4.5) |
| SIS_3xx_RX | (Release 4.5) |
| SIS_3xx_TX | (Release 4.5) |
| SIS_4xx_RX | (Release 4.5) |
| SIS_4xx_TX | (Release 4.5) |
| SIS_5xx_RX | (Release 4.5) |
| SIS_5xx_TX | (Release 4.5) |
| SIS_6xx_RX | (Release 4.5) |
| SIS_6xx_TX | (Release 4.5) |
| SIS_7xx_RX | (Release 4.5) |
| SIS_7xx_TX | (Release 4.5) |
| SIS_ACK_RX | (Release 4.5) |
| SIS_ACK_TX | (Release 4.5) |
| SIS_BYE_RX | (Release 4.5) |
| SIS_BYE_TX | (Release 4.5) |
| SIS_CANCEL_RX | (Release 4.5) |
| SIS_CANCEL_TX | (Release 4.5) |
| SIS_INFO_RX | (Release 4.5) |
| SIS_INFO_TX | (Release 4.5) |
| SIS_INVITE_REPLACES_RX | (Release 4.5) |
| SIS_INVITE_REPLACES_TX | (Release 4.5) |
| SIS_INVITE_RX | (Release 4.5) |
| SIS_INVITE_TX | (Release 4.5) |
| SIS_NOTIFY_RX | (Release 4.5) |
| SIS_NOTIFY_TX | (Release 4.5) |

| | |
|--------------------------|---------------|
| SIS_OPTIONS_RX | (Release 4.5) |
| SIS_OPTIONS_TX | (Release 4.5) |
| SIS_PRACK_RX | (Release 4.5) |
| SIS_PRACK_TX | (Release 4.5) |
| SIS_PROV_RSP_RETRAN_RX | (Release 4.5) |
| SIS_PROV_RSP_RETRAN_TX | (Release 4.5) |
| SIS_REFER_RX | (Release 4.5) |
| SIS_REFER_TX | (Release 4.5) |
| SIS_REFER_W_REPLACES_RX | (Release 4.5) |
| SIS_REGISTER_RX | (Release 4.5) |
| SIS_REGISTER_TX | (Release 4.5) |
| SIS_REL100_RX | (Release 4.5) |
| SIS_REL100_TX | (Release 4.5) |
| SIS_REQ_RETRAN_RX | (Release 4.5) |
| SIS_REQ_RETRAN_TX | (Release 4.5) |
| SIS_RSP_RETRAN_RX | (Release 4.5) |
| SIS_RSP_RETRAN_TX | (Release 4.5) |
| SIS_SUBSCRIBE_RX | (Release 4.5) |
| SIS_SUBSCRIBE_TX | (Release 4.5) |
| SIS_T1_TIMER_EXPIRED | (Release 4.5) |
| SIS_T2_TIMER_REACHED | (Release 4.5) |
| SIS_TOTAL_INCOM_MSG | (Release 4.5) |
| SIS_TOTAL_OUTG_MSG_ATTMP | (Release 4.5) |
| SIS_TOTAL_SUCC_INCOM_MSG | (Release 4.5) |
| SIS_TOTAL_SUCC_OUTG_MSG | (Release 4.5) |
| SIS_UNSUPPORTED_RX | (Release 4.5) |
| SIS_UPDATE_RX | (Release 4.5) |
| SIS_UPDATE_TX | (Release 4.5) |

Measurement POTS Screening List Editing Feature Server Summary

The Measurement POTS Screening List Editing Feature Server Summary (measurement-pots-sle-summary) table requests a summary report of POTS screening list editing (SLE)-related statistics for a specified Feature Server that occurred during a specified collection interval (time-interval). Each collection interval starts on the hour, half-hour, or quarter-hour.

Table Name: MEASUREMENT-POTS-SLE-SUMMARY

Table Containment Area: OAMP

Command Types Report, show and clear

Examples

```
show measurement-pots-sle-summary;
report measurement-pots-sle-summary start-time=2003-03-27 06:00:00; end-time=2003-03-27
06:30:00; feature-server-id= FSAIN203;output-type=csv;
clear measurement-pots-sle-summary feature-server-id=fsptc203;
```

Usage Guidelines Primary Key Token(s): None.
Foreign Key Token(s): feature-server-id

| | | |
|---------------------------|-------------------|--|
| Syntax Description | FEATURE-SERVER-ID | Mandatory for on-demand requests. Foreign key: Feature Server table. ID of the associated Feature Server. VARCHAR(8): 1–8 ASCII characters in the format FSPTCnnn/fsptcnnn or FSAINnnn/fsainnnn. |
| | DISPLAY | Specifies particular report counters to display on the screen. Display token values must be entered with an underscore (_). Do not use hyphens (-). STRING. Permitted values are: TIMESTAMP NODENAME CONDITION POTS_SCA_ATTMP POTS_SCA_REJECT_NO_RSRC POTS_SCA_SUCC POTS_SCF_ATTMP POTS_SCF_REJECT_NO_RSRC POTS_SCF_SUCC POTS_SCR_ATTMP POTS_SCR_REJECT_NO_RSRC POTS_SCR_SUCC |
| | END-TIME | Ending time for measurement summary. Enter all 19 ASCII characters as shown. DATE and TIME: YYYY-MM-DD HH:MM:SS. |

| | |
|-------------|--|
| INTERVAL | <p>Specifies whether to report measurement entries for all intervals, or to get the current data that is not yet in a report.</p> <p>STRING.</p> <p>CURRENT—Returns the measurement data available for the latest interval that is not yet in a report for the Call Agent and Feature Server. If used with the START-TIME token, the START-TIME token is ignored and the INTERVAL=CURRENT value is used.</p> <p>ALL—returns all the entries in regardless of the timestamp or reported intervals. If used with the START-TIME token, this token is ignored and the START-TIME value is used.</p> |
| OUTPUT-TYPE | <p>Specifies the desired output format. Permitted values are:</p> <p>CSV (Default)—Comma-separated view</p> <p>XML—Extensible Markup Language</p> |
| START-TIME | <p>Mandatory for on-demand requests. Starting time for measurements summary. Enter all 19 ASCII characters as shown. Start-time must occur before end-time. Measurement items are available for the current and previous calendar days only (up to a maximum of 48 hours of events). If the time specified is during the current collection interval only, partial measurement counts are displayed.</p> <p>DATE and TIME: YYYY-MM-DD HH:MM:SS.</p> |
| SUM | <p>Specifies whether the resulting report request must contain the individual interval reports (N) or a summation of all interval reports into one composite report (Y).</p> <p>CHAR(1): Y/N (Default = N).</p> |

Measurement Provisioning

The Measurement Provisioning (measurement-provisioning) table collects all current traffic statistics by type.

Table Name: MEASUREMENT-PROVISIONING

Table Containment Area: OAMP

Command Types

Show and change

Examples

```
show measurement-prov type=isup;
change measurement-prov time-interval=60;
```

Usage Guidelines

Primary Key Token(s): None.

| | | |
|--------------------|---------|---|
| Syntax Description | *ENABLE | Indicates whether the specified type is currently being collected. CHAR(1): Y/N (Default = Y). Y—Type is collected. N—Type is not collected. |
| | *TYPE | Specifies what measurements the traffic subsystem supports. Note Entering a show command without specifying a TYPE value will return all types as of Release 4.4.1. VARCHAR(10): 1–10 ASCII characters. Permitted values are: ALL—(Default) All types. (Obsolete as of Release 4.4.1) (Supported in Release 4.5.1) AIN-SVC—Advanced Intelligent Network server AIN-TOOLS (Release 4.4.1)—Advanced Intelligent Network tools ANM—Announcement Module AUDIT—Audit BILLING—Billing CALLP—Call Processing CALL-TOOLS (Release 4.4.1)—Call tools DQOS—Dynamic Quality of Service EM—Event Messaging (Billing) H323—H.323 INAP—Intelligent Network Application Protocol ISDN—Integrated Services Digital Network ISUP—ISDN User Part (SS7) M3UA—M3UA signaling protocol MGCP—Media Gateway Control Protocol PCT-TOOLS (Release 4.4.1)—PCT tools POTS-FS—POTS Feature Server POTS-LOCAL—Local Feature POTS-MISC—Miscellaneous Feature POTS-SLE—Screening List Editing POTS-ACAR—Auto Callback/Recall POTS-COS—Class of Service POTS-COT—Customer-Originated Trace SCCP—Signaling Connection Control Part protocol—SCTP signaling protocol SIA—SIP interface adapter SIM—Service Interaction Manager SNMP—Signaling Network Management Protocol SUA—SUA signaling protocol TCAP—Transactional Capabilities Application Part protocol TG-USG—Trunk Group usage TSA—TCAP Signaling Adapter (TSA) application |

| | |
|---------------|--|
| TIME-INTERVAL | The collection time. SMALLINT: 5, 15, 30, 60 minutes (Default = 15). If type=tg-usg, the default collection time is 100 seconds. |
|---------------|--|

Measurement SCCP Summary

The Measurement SCCP Summary (measurement-sccp-summary) table requests a summary report of Signaling Connection Control Part (SCCP)-related statistics for a specified Call Agent that occurred during a specified collection interval (time-interval). Each collection interval starts on the hour, half-hour, or quarter-hour.

Table Name: MEASUREMENT-SCCP-SUMMARY

Table Containment Area: OAMP

Command Types Report, show and clear

Examples

```
show measurement-sccp-summary;
report measurement-sccp-summary start-time=2003-03-27 06:00:00; end-time=2003-03-27
06:30:00; call-agent-id=CA146;output-type=csv;
clear measurement-sccp-summary call-agent-id=CA146;
```

Usage Guidelines Primary Key Token(s): None.
Foreign Key Token(s): call-agent-id

| | | |
|---------------------------|---------------|--|
| Syntax Description | CALL-AGENT-ID | Mandatory for on-demand requests. Foreign key: Call Agent table. The ID of the selected Call Agent. VARCHAR(8): 1–8 ASCII characters. |
| | DISPLAY | Specifies particular report counters to display on the screen. Display token values must be entered with an underscore (_). Do not use hyphens (-). STRING. See Table 11-13 for permitted values. |
| | END-TIME | Ending time for measurement summary. Enter all 19 ASCII characters as shown. DATE and TIME: YYYY-MM-DD HH:MM:SS. |
| | | |

| | |
|-------------|--|
| INTERVAL | <p>Specifies whether to report measurement entries for all intervals, or to get the current data that is not yet in a report.</p> <p>STRING.</p> <p>CURRENT—Returns the measurement data available for the latest interval that is not yet in a report for the Call Agent and Feature Server. If used with the START-TIME token, the START-TIME token is ignored and the INTERVAL=CURRENT value is used.</p> <p>ALL—returns all the entries in regardless of the timestamp or reported intervals. If used with the START-TIME token, this token is ignored and the START-TIME value is used.</p> |
| OUTPUT-TYPE | <p>Specifies the desired output format. Permitted values are:</p> <p>CSV (Default)—Comma-separated view</p> <p>XML—Extensible Markup Language</p> |
| START-TIME | <p>Mandatory for on-demand requests. Starting time for measurements summary. Enter all 19 ASCII characters as shown. Start-time must occur before end-time. Measurement items are available for the current and previous calendar days only (up to a maximum of 48 hours of events). If the time specified is during the current collection interval only, partial measurement counts are displayed.</p> <p>DATE and TIME: YYYY-MM-DD HH:MM:SS.</p> |
| SUM | <p>Specifies whether the resulting report request must contain the individual interval reports (N) or a summation of all interval reports into one composite report (Y).</p> <p>CHAR(1): Y/N (Default = N).</p> |

Table 11-13 lists the values for the Measurement SCCP Summary Display token.

Table 11-13 Measurement SCCP Summary Display Token Values

| |
|------------------------------|
| SCCP_HOP_COUNTER_FAIL |
| SCCP_MSG_TX_BACKUP_SUBSYS |
| SCCP_NETWORK_CONGEST_FAIL |
| SCCP_NETWORK_FAIL |
| SCCP_NO_TRANS_ADDR_FAIL |
| SCCP_NO_TRANS_SPEC_ADDR_FAIL |
| SCCP_NSAP_ALLOW_MSG_RX |
| SCCP_NSAP_ALLOW_MSG_TX |
| SCCP_NSAP_CONGEST_RX |
| SCCP_NSAP_CONGEST_TX |
| SCCP_NSAP_OOS_GRANT_RX |
| SCCP_NSAP_OOS_GRANT_TX |
| SCCP_NSAP_OOS_REQ_RX |
| SCCP_NSAP_OOS_REQ_TX |

| |
|------------------------------|
| SCCP_NSAP_PROHIBIT_RX |
| SCCP_NSAP_PROHIBIT_TX |
| SCCP_NSAP_STAT_TEST_RX |
| SCCP_NSAP_STAT_TEST_TX |
| SCCP_SUBSYS_CONGEST_FAIL |
| SCCP_SUBSYS_FAIL |
| SCCP_SUBSYS_OOS_REQ_DENY |
| SCCP_SUBSYS_OOS_REQ_GRANT |
| SCCP_SYNTAX_ERR |
| SCCP_TOTAL_CLASS_0_RX |
| SCCP_TOTAL_CLASS_0_TX |
| SCCP_TOTAL_CLASS_1_RX |
| SCCP_TOTAL_CLASS_1_TX |
| SCCP_TOTAL_EXT_UDATA_TX |
| SCCP_TOTAL_EXT_UDATA_SVC_TX |
| SCCP_TOTAL_EXT_UDATA_RX |
| SCCP_TOTAL_EXT_UDATA_SVC_RX |
| SCCP_TOTAL_GLOBAL_ADDR_TRAN |
| SCCP_TOTAL_LOCAL_MSG |
| SCCP_TOTAL_LONG_UDATA_RX |
| SCCP_TOTAL_LONG_UDATA_SVC_RX |
| SCCP_TOTAL_LONG_UDATA_SVC_TX |
| SCCP_TOTAL_LONG_UDATA_TX |
| SCCP_TOTAL_MSG |
| SCCP_TOTAL_UDATA_RX |
| SCCP_TOTAL_UDATA_SVC_RX |
| SCCP_TOTAL_UDATA_SVC_TX |
| SCCP_TOTAL_UDATA_TX |
| SCCP_USAP_TOTAL_CLASS_0_RX |
| SCCP_USAP_TOTAL_CLASS_0_TX |
| SCCP_USAP_TOTAL_CLASS_1_RX |
| SCCP_USAP_TOTAL_CLASS_1_TX |
| SCCP_UNEQUIP_USER_FAIL |
| SCCP_UNKNOWN_FAIL |

Measurement Sctp Summary

The Measurement Stream Control Transmission Protocol (SCTP) Summary (measurement-sctp-summary) table requests a summary report of SCTP-related statistics for a specified Call Agent that occurred during a specified collection interval (time-interval). Each collection interval starts on the hour, half-hour, or quarter-hour.

Table Name: MEASUREMENT-SCTP-SUMMARY

Table Containment Area: OAMP

Command Types

Report, show and clear

Examples

```
show measurement-sctp-summary;  
report measurement-sctp-summary start-time=2003-03-27 06:00:00; end-time=2003-03-27  
06:30:00; call-agent-id=CA146;  
clear measurement-sctp-summary call-agent-id=CA146;
```

Usage Guidelines

Primary Key Token(s): None.

Foreign Key Token(s): call-agent-id

Syntax Description

| | |
|---------------|---|
| CALL-AGENT-ID | Mandatory for on-demand requests. Foreign key: Call Agent table. The ID of the selected Call Agent. VARCHAR(8): 1–8 ASCII characters. |
| DISPLAY | Specifies particular report counters to display on the screen. Display token values must be entered with an underscore (_). Do not use hyphens (-). STRING. See Table 11-14 for permitted values. |
| END-TIME | Ending time for measurement summary. Enter all 19 ASCII characters as shown. DATE and TIME: YYYY-MM-DD HH:MM:SS. |
| INTERVAL | Specifies whether to report measurement entries for all intervals, or to get the current data that is not yet in a report. STRING. CURRENT—Returns the measurement data available for the latest interval that is not yet in a report for the Call Agent and Feature Server. If used with the START-TIME token, the START-TIME token is ignored and the INTERVAL=CURRENT value is used. ALL—returns all the entries in regardless of the timestamp or reported intervals. If used with the START-TIME token, this token is ignored and the START-TIME value is used. |
| OUTPUT-TYPE | Specifies the desired output format. Permitted values are: CSV (Default)—Comma-separated view XML—Extensible Markup Language |

| | |
|------------|--|
| START-TIME | Mandatory for on-demand requests. Starting time for measurements summary. Enter all 19 ASCII characters as shown. Start-time must occur before end-time. Measurement items are available for the current and previous calendar days only (up to a maximum of 48 hours of events). If the time specified is during the current collection interval only, partial measurement counts are displayed. DATE and TIME: YYYY-MM-DD HH:MM:SS. |
| SUM | Specifies whether the resulting report request must contain the individual interval reports (N) or a summation of all interval reports into one composite report (Y). CHAR(1): Y/N (Default = N). |

Table 11-14 lists the values for the Measurement SCTP Summary Display token.

Table 11-14 Measurement SCTP Summary Display Token Values

| |
|--------------------------------|
| TIMESTAMP |
| NODENAME |
| CONDITION |
| SCTP_ASSOC_COMM_LOST |
| SCTP_ASSOC_ID |
| SCTP_CHUNK_ORDER_ERR |
| SCTP_CHUNK_TOO_LARGE_ERR |
| SCTP_CHUNK_TOO_SMALL_ERR |
| SCTP_CONTROL_CHUNK_RX |
| SCTP_CONTROL_CHUNK_TX |
| SCTP_COOKIE_IN_SHUTDOWN_ERR_RX |
| SCTP_CWR_CHUNK_RX |
| SCTP_DATA_BYTE_RX |
| SCTP_DATA_BYTE_TX |
| SCTP_DATA_CHUNK_DISCARD |
| SCTP_DATA_CHUNK_RETRAN |
| SCTP_DATA_CHUNK_RX |
| SCTP_DATA_CHUNK_RX_BUNDLE |
| SCTP_DATA_CHUNK_RX_ORDER |
| SCTP_DATA_CHUNK_RX_SEQ_ERR |
| SCTP_DATA_CHUNK_RX_UNORDER |
| SCTP_DATA_CHUNK_TX |
| SCTP_DATA_CHUNK_TX_BUNDLE |
| SCTP_DATA_CHUNK_TX_ORDER |
| SCTP_DATA_CHUNK_TX_UNORDER |
| SCTP_DATAG_RX |

| |
|----------------------------|
| SCTP_DATAG_TX |
| SCTP_DEST_ADDR_FAIL |
| SCTP_ECNE_CHUNK_RX |
| SCTP_EMPTY_DATAG_ERR |
| SCTP_EXPIRED_COOKIE_ERR |
| SCTP_INVALID_BUNDLE_CHUNK |
| SCTP_INVALID_CHECKSUM |
| SCTP_INVALID_COOKIE_SIG |
| SCTP_INVALID_DATAG_LENGTH |
| SCTP_INVALID_PARAM_ERR_RX |
| SCTP_INVALID_STREAM |
| SCTP_INVALID_STREAM_ERR_RX |
| SCTP_INVALID_VERIF_TAG |
| SCTP_MISSING_PARAM_ERR |
| SCTP_MISSING_PARAM_ERR_RX |
| SCTP_NO_SPACE_INCOM_ERR |
| SCTP_NO_USER_DATA_ERR_RX |
| SCTP_OOTB |
| SCTP_OUT_OF_RSCR_ERR_RX |
| SCTP_PARTIAL_CHUNK_ERR |
| SCTP_PEER_RESTART_ERR |
| SCTP_STALE_COOKIE_ERR |
| SCTP_STALE_COOKIE_ERR_RX |
| SCTP_ULP_QUEUE |
| SCTP_ULP_READY |
| SCTP_ULP_RX |
| SCTP_ULP_TX |
| SCTP_UNKNOWN_CHUNK_TYPE |
| SCTP_UNKNOWN_INIT_PARAM |
| SCTP_UNRECOG_CHUNK_ERR_RX |
| SCTP_UNRECOG_PARAM_ERR_RX |
| SCTP_UNRESOLV_ADDR_ERR_RX |
| SCTP_V6_ADDR_PARAM_RX |

Measurement SIA Summary

The Measurement SIA Summary (measurement-sia-summary) table requests a summary report of SIP+ interface adapter (SIA)-related statistics for a specified Call Agent that occurred during a specified collection interval (time-interval). Each collection interval starts on the hour, half-hour, or quarter-hour.

Table Name: MEASUREMENT-SIA-SUMMARY

Table Containment Area: OAMP

Command Types Report, show and clear

Examples

```
show measurement-sia-summary;
report measurement-sia-summary start-time=2003-03-27 06:00:00; end-time=2003-03-27
06:30:00; call-agent-id=CA146;output-type=csv;
clear measurement-sia-summary call-agent-id=CA146;
```

Usage Guidelines

Primary Key Token(s): None.

Foreign Key Token(s): call-agent-id

| | | |
|---------------------------|---------------|---|
| Syntax Description | CALL-AGENT-ID | Mandatory for on-demand requests. Foreign key: Call Agent table. The ID of the selected Call Agent. VARCHAR(8): 1–8 ASCII characters. |
| | DISPLAY | Specifies particular report counters to display on the screen. Display token values must be entered with an underscore (_). Do not use hyphens (-). STRING. See Table 11-15 for permitted values. |
| | END-TIME | Ending time for measurement summary. Enter all 19 ASCII characters as shown. DATE and TIME: YYYY-MM-DD HH:MM:SS. |
| | INTERVAL | Specifies whether to report measurement entries for all intervals, or to get the current data that is not yet in a report. STRING. CURRENT—Returns the measurement data available for the latest interval that is not yet in a report for the Call Agent and Feature Server. If used with the START-TIME token, the START-TIME token is ignored and the INTERVAL=CURRENT value is used. ALL—returns all the entries in regardless of the timestamp or reported intervals. If used with the START-TIME token, this token is ignored and the START-TIME value is used. |
| | | |

| | |
|------------|--|
| START-TIME | Mandatory for on-demand requests. Starting time for measurements summary. Enter all 19 ASCII characters as shown. Start-time must occur before end-time. Measurement items are available for the current and previous calendar days only (up to a maximum of 48 hours of events). If the time specified is during the current collection interval only, partial measurement counts are displayed. DATE and TIME: YYYY-MM-DD HH:MM:SS. |
| SUM | Specifies whether the resulting report request must contain the individual interval reports (N) or a summation of all interval reports into one composite report (Y). CHAR(1): Y/N (Default = N). |

Table 11-15 lists the values for the Measurement SIA Summary Display token.

Table 11-15 Measurement SIA Summary Display Token Values

| | |
|--------------------------------|---------------------------|
| TIMESTAMP | |
| NODENAME | |
| CONDITION | |
| SIA_ATTENDED_TRANSFER | (Obsolete in Release 4.5) |
| SIA_AUDIT_BCM_CALL_RELEASED | (Release 4.5) |
| SIA_AUDIT_CALL_RELEASED | (Release 4.5) |
| SIA_AUDIT_CCB_FREED | (Release 4.5) |
| SIA_AUDIT_REGCONTACT_FREED | (Release 4.5) |
| SIA_CALL_FAIL_BY_EXPIRED_REG | |
| SIA_INCOM_FAIL | (Release 4.5) |
| SIA_INCOM_INIT | (Release 4.5) |
| SIA_INCOM_SUCC | (Release 4.5) |
| SIA_MWI_NOTIFY_RX | |
| SIA_MWI_NOTIFY_TX | |
| SIA_MWI_NOTIFY_TX_FAIL | (Obsolete in Release 4.5) |
| SIA_OUTG_FAIL | (Release 4.5) |
| SIA_OUTG_INIT | (Release 4.5) |
| SIA_OUTG_SUCC | (Release 4.5) |
| SIA_REFRESHES_TX | |
| SIA_SECURE_FQDN_VIOLATION_REQ | (Release 4.5) |
| SIA_SECURE_FQDN_VIOLATION_RESP | (Release 4.5) |
| SIA_SIP_INCOM_FAIL | (Obsolete in Release 4.5) |
| SIA_SIP_INCOM_INIT | (Obsolete in Release 4.5) |
| SIA_SIP_INCOM_SUCC | (Obsolete in Release 4.5) |
| SIA_SIP_OUTG_FAIL | (Obsolete in Release 4.5) |
| SIA_SIP_OUTG_INIT | (Obsolete in Release 4.5) |

| | |
|---------------------------|---------------------------|
| SIA_SIP_OUTG_SUCC | (Obsolete in Release 4.5) |
| SIA_TOTAL_FAIL | (Obsolete in Release 4.5) |
| SIA_TOTAL_INCOM_MSG_FAIL | (Obsolete in Release 4.5) |
| SIA_TOTAL_OUTG_MSG_FAIL | (Obsolete in Release 4.5) |
| SIA_TOTAL_SESS_TIMER_FAIL | |
| SIA_TOTAL_SUCC | (Obsolete in Release 4.5) |
| SIA_UNATTENDED_TRANSFER | (Obsolete in Release 4.5) |
| SIS_100_RX | (Release 4.5) |
| SIS_100_TX | (Release 4.5) |
| SIS_18x_RX | (Release 4.5) |
| SIS_18x_TX | (Release 4.5) |
| SIS_200_RX | (Release 4.5) |
| SIS_200_TX | (Release 4.5) |
| SIS_3xx_RX | (Release 4.5) |
| SIS_3xx_TX | (Release 4.5) |
| SIS_4xx_RX | (Release 4.5) |
| SIS_4xx_TX | (Release 4.5) |
| SIS_5xx_RX | (Release 4.5) |
| SIS_5xx_TX | (Release 4.5) |
| SIS_6xx_RX | (Release 4.5) |
| SIS_6xx_TX | (Release 4.5) |
| SIS_7xx_RX | (Release 4.5) |
| SIS_7xx_TX | (Release 4.5) |
| SIS_ACK_RX | (Release 4.5) |
| SIS_ACK_TX | (Release 4.5) |
| SIS_BYE_RX | (Release 4.5) |
| SIS_BYE_TX | (Release 4.5) |
| SIS_CANCEL_RX | (Release 4.5) |
| SIS_CANCEL_TX | (Release 4.5) |
| SIS_INFO_RX | (Release 4.5) |
| SIS_INFO_TX | (Release 4.5) |
| SIS_INVITE_REPLACES_RX | (Release 4.5) |
| SIS_INVITE_REPLACES_TX | (Release 4.5) |
| SIS_INVITE_RX | (Release 4.5) |
| SIS_INVITE_TX | (Release 4.5) |
| SIS_NOTIFY_RX | (Release 4.5) |
| SIS_NOTIFY_TX | (Release 4.5) |
| SIS_OPTIONS_RX | (Release 4.5) |

| | |
|--------------------------|---------------|
| SIS_OPTIONS_TX | (Release 4.5) |
| SIS_PRACK_RX | (Release 4.5) |
| SIS_PRACK_TX | (Release 4.5) |
| SIS_PROV_RSP_RETRAN_RX | (Release 4.5) |
| SIS_PROV_RSP_RETRAN_TX | (Release 4.5) |
| SIS_REFER_RX | (Release 4.5) |
| SIS_REFER_TX | (Release 4.5) |
| SIS_REFER_W_REPLACES_RX | (Release 4.5) |
| SIS_REGISTER_RX | (Release 4.5) |
| SIS_REGISTER_TX | (Release 4.5) |
| SIS_REL100_RX | (Release 4.5) |
| SIS_REL100_TX | (Release 4.5) |
| SIS_REQ_RETRAN_RX | (Release 4.5) |
| SIS_REQ_RETRAN_TX | (Release 4.5) |
| SIS_RSP_RETRAN_RX | (Release 4.5) |
| SIS_RSP_RETRAN_TX | (Release 4.5) |
| SIS_SUBSCRIBE_RX | (Release 4.5) |
| SIS_SUBSCRIBE_TX | (Release 4.5) |
| SIS_T1_TIMER_EXPIRED | (Release 4.5) |
| SIS_T2_TIMER_REACHED | (Release 4.5) |
| SIS_TOTAL_INCOM_MSG | (Release 4.5) |
| SIS_TOTAL_OUTG_MSG_ATTMP | (Release 4.5) |
| SIS_TOTAL_SUCC_INCOM_MSG | (Release 4.5) |
| SIS_TOTAL_SUCC_OUTG_MSG | (Release 4.5) |
| SIS_UNSUPPORTED_RX | (Release 4.5) |
| SIS_UPDATE_RX | (Release 4.5) |
| SIS_UPDATE_TX | (Release 4.5) |

Measurement SIM Summary

The Measurement SIM Summary (measurement-sim-summary) table requests a summary report of Service Interaction Module (SIM)-related statistics for a specified Call Agent that occurred during a specified collection interval (time-interval). Each collection interval starts on the hour, half-hour, or quarter-hour.

Table Name: MEASUREMENT-SIM-SUMMARY

Table Containment Area: OAMP

Command Types

Report, show and clear

Examples

```
show measurement-sim-summary;
report measurement-sim-summary start-time=2003-03-27 06:00:00; end-time=2003-03-27
06:30:00; call-agent-id=CA146;output-type=csv;
clear measurement-sim-summary call-agent-id=CA146;
```

Usage Guidelines

Primary Key Token(s): None.

Foreign Key Token(s): call-agent-id

Change Rules: None.

Syntax Description

| | |
|---------------|--|
| CALL-AGENT-ID | Mandatory for on-demand requests. Foreign key: Call Agent table. The ID of the selected Call Agent. VARCHAR(8): 1–8 ASCII characters in the format CAnnn or cannn. |
| DISPLAY | Specifies particular report counters to display on the screen. Display token values must be entered with an underscore (_). Do not use hyphens (-). STRING. See Table 11-16 for permitted values. |
| END-TIME | Ending time for measurement summary. Enter all 19 ASCII characters as shown. DATE and TIME: YYYY-MM-DD HH:MM:SS. |
| START-TIME | Mandatory for on-demand requests. Starting time for measurements summary. Enter all 19 ASCII characters as shown. Start-time must occur before end-time. Measurement items are available for the current and previous calendar days only (up to a maximum of 48 hours of events). If the time specified is during the current collection interval only, partial measurement counts are displayed. DATE and TIME: YYYY-MM-DD HH:MM:SS. |
| SUM | Specifies whether the resulting report request must contain the individual interval reports (N) or a summation of all interval reports into one composite report (Y). CHAR(1): Y/N (Default = N). |

Table 11-16 lists the values for the Measurement Sim Summary Display token.

Table 11-16 Measurement Sim Summary Display Token Values

| | |
|--------------------------------|---------------|
| TIMESTAMP | |
| NODENAME | |
| CONDITION | |
| BCM_MESSAGES_CTR | |
| CA_ASYNC_MESSAGES_SENT_CTR | |
| CA_RESTART_MESSAGES_SENT_CTR | |
| EDP_N_CTR | |
| EDP_R_CTR | |
| FS_MESSAGES_RECEIVED_CTR | |
| FS_MESSAGES_SENT_CTR | |
| FS_PING_MESSAGES_SENT_CTR | |
| FS_PING_NO_RESPONSE_FAULTY_CTR | |
| NSTRUCT_CTR | |
| NSTRUCT_RESPONSE_CTR | |
| RELATIONS_CTR | |
| SIM_AUDIT_CCB_FREED | (Release 4.5) |
| SIM_AUDIT_SIP_CCB_FREED | (Release 4.5) |
| SIM_BCM_MSG | |
| SIM_EDP_N | |
| SIM_EDP_R | |
| SIM_FS_ASYNC_MSG_TX | |
| SIM_FS_MSG_RX | |
| SIM_FS_MSG_TX | |
| SIM_FS_PING_MSG_TX | |
| SIM_FS_PING_NO_RSP_FAULTY | |
| SIM_FS_RESTART_MSG_TX | |
| SIM_INSTRUCT | |
| SIM_INSTRUCT_RSP | |
| SIM_RELATIONS | |
| SIM_TDP_N | |
| SIM_TDP_R | |
| SIM_TERMINATE_RX | |
| SIM_TERMINATE_TX | |
| SIS_100_RX | (Release 4.5) |
| SIS_100_TX | (Release 4.5) |
| SIS_18x_RX | (Release 4.5) |

| | |
|-------------------------|---------------|
| SIS_18x_TX | (Release 4.5) |
| SIS_200_RX | (Release 4.5) |
| SIS_200_TX | (Release 4.5) |
| SIS_3xx_RX | (Release 4.5) |
| SIS_3xx_TX | (Release 4.5) |
| SIS_4xx_RX | (Release 4.5) |
| SIS_4xx_TX | (Release 4.5) |
| SIS_5xx_RX | (Release 4.5) |
| SIS_5xx_TX | (Release 4.5) |
| SIS_6xx_RX | (Release 4.5) |
| SIS_6xx_TX | (Release 4.5) |
| SIS_7xx_RX | (Release 4.5) |
| SIS_7xx_TX | (Release 4.5) |
| SIS_ACK_RX | (Release 4.5) |
| SIS_ACK_TX | (Release 4.5) |
| SIS_BYE_RX | (Release 4.5) |
| SIS_BYE_TX | (Release 4.5) |
| SIS_CANCEL_RX | (Release 4.5) |
| SIS_CANCEL_TX | (Release 4.5) |
| SIS_INFO_RX | (Release 4.5) |
| SIS_INFO_TX | (Release 4.5) |
| SIS_INVITE_REPLACES_RX | (Release 4.5) |
| SIS_INVITE_REPLACES_TX | (Release 4.5) |
| SIS_INVITE_RX | (Release 4.5) |
| SIS_INVITE_TX | (Release 4.5) |
| SIS_NOTIFY_RX | (Release 4.5) |
| SIS_NOTIFY_TX | (Release 4.5) |
| SIS_OPTIONS_RX | (Release 4.5) |
| SIS_OPTIONS_TX | (Release 4.5) |
| SIS_PRACK_RX | (Release 4.5) |
| SIS_PRACK_TX | (Release 4.5) |
| SIS_PROV_RSP_RETRAN_RX | (Release 4.5) |
| SIS_PROV_RSP_RETRAN_TX | (Release 4.5) |
| SIS_REFER_RX | (Release 4.5) |
| SIS_REFER_TX | (Release 4.5) |
| SIS_REFER_W_REPLACES_RX | (Release 4.5) |
| SIS_REGISTER_RX | (Release 4.5) |
| SIS_REGISTER_TX | (Release 4.5) |

| | |
|--------------------------|---------------|
| SIS_REL100_RX | (Release 4.5) |
| SIS_REL100_TX | (Release 4.5) |
| SIS_REQ_RETRAN_RX | (Release 4.5) |
| SIS_REQ_RETRAN_TX | (Release 4.5) |
| SIS_RSP_RETRAN_RX | (Release 4.5) |
| SIS_RSP_RETRAN_TX | (Release 4.5) |
| SIS_SUBSCRIBE_RX | (Release 4.5) |
| SIS_SUBSCRIBE_TX | (Release 4.5) |
| SIS_T1_TIMER_EXPIRED | (Release 4.5) |
| SIS_T2_TIMER_REACHED | (Release 4.5) |
| SIS_TOTAL_INCOM_MSG | (Release 4.5) |
| SIS_TOTAL_OUTG_MSG_ATTMP | (Release 4.5) |
| SIS_TOTAL_SUCC_INCOM_MSG | (Release 4.5) |
| SIS_TOTAL_SUCC_OUTG_MSG | (Release 4.5) |
| SIS_UNSUPPORTED_RX | (Release 4.5) |
| SIS_UPDATE_RX | (Release 4.5) |
| SIS_UPDATE_TX | (Release 4.5) |
| SIP_100_RX | |
| SIP_100_TX | |
| SIP_18x_RX | |
| SIP_18x_TX | |
| SIP_200_RX | |
| SIP_200_TX | |
| SIP_3xx_RX | |
| SIP_3xx_TX | |
| SIP_4xx_RX | |
| SIP_4xx_TX | |
| SIP_5xx_RX | |
| SIP_5xx_TX | |
| SIP_6xx_RX | |
| SIP_6xx_TX | |
| SIP_7xx_RX | |
| SIP_7xx_TX | |
| SIP_ACK_RX | |
| SIP_ACK_TX | |
| SIP_BYE_RX | |
| SIP_BYE_TX | |
| SIP_CANCEL_RX | |

| |
|--------------------------|
| SIP_CANCEL_TX |
| SIP_IC_CALL_FAILED |
| SIP_IC_CALL_INIT |
| SIP_IC_CALL_SUCCEEDED |
| SIP_INFO_RX |
| SIP_INFO_TX |
| SIP_INVITE_RX |
| SIP_INVITE_REPLACED_RX |
| SIP_INVITE_REPLACES_TX |
| SIP_INVITE_TX |
| SIP_NOTIFY_RX |
| SIP_NOTIFY_TX |
| SIP_OG_CALL_INIT |
| SIP_OG_CALL_SUCCEEDED |
| SIP_OG_CALL_FAILED |
| SIP_OPTIONS_RX |
| SIP_OPTIONS_TX |
| SIP_PRACK_RX |
| SIP_PRACK_TX |
| SIP_PROV_RSP_RETRAN_RX |
| SIP_PROV_RSP_RETRAN_TX |
| SIP_REFER_RX |
| SIP_REFER_W_REPLACES_RX |
| SIP_REFER_TX |
| SIP_REGISTER_RX |
| SIP_REGISTER_TX |
| SIP_REL100_RX |
| SIP_REL100_TX |
| SIP_REQ_RETRAN_RX |
| SIP_REQ_RETRAN_TX |
| SIP_RSP_RETRAN_RX |
| SIP_RSP_RETRAN_TX |
| SIP_SUBSCRIBE_RX |
| SIP_SUBSCRIBE_TX |
| SIP_T1_TIMER_EXPIRED |
| SIP_T2_TIMER_REACHED |
| SIP_TOTAL_INCOM_MSG |
| SIP_TOTAL_OUTG_MSG_ATTMP |

| |
|------------------------------|
| SIP_TOTAL_SUCC_INCOM_MSG |
| SIP_TOTAL_SUCC_OUTG_MSG |
| SIP_UNSUPPORTED_RX |
| TDP_N_CTR |
| TDP_R_CTR |
| TERMINATE_RECEIVED_CTR |
| TERMINATE_SENT_CTR |
| TOTAL_SUCCESS_CALL |
| TOTAL_UNSUCCESS_CALL |
| TOTAL_UNSUCCESS_INCOMING_MSG |
| TOTAL_UNSUCCESS_OUTGOING_MSG |

Measurement SNMP Summary

The Measurement SNMP Summary (measurement-snmp-summary) provides a summary report of Simple Network Management Protocol (SNMP)-related statistics that occurred during a specified collection interval (time-interval). Each collection interval starts on the hour, half-hour, or quarter-hour.

Table Name: MEASUREMENT-SNMP-SUMMARY

Table Containment Area: OAMP

Command Types Report, show and clear

Examples

```
show measurement-snmp-summary;
report measurement-snmp-summary start-time=2003-03-27 06:00:00; end-time=2003-03-27
06:30:00;output-type=csv;
clear measurement-snmp-summary;
```

Usage Guidelines Primary Key Token(s): None.

Change Rules: None.

| | | |
|--------------------|-------|---|
| Syntax Description | EM-ID | Mandatory for the clear command. The EM id. |
| | | VARCHAR(64): 1–64 ASCII characters. |

| | |
|------------|---|
| DISPLAY | <p>Specifies particular report counters to display on the screen. Display token values must be entered with an underscore (_). Do not use hyphens (-).</p> <p>STRING. Permitted values are:</p> <p>TIMESTAMP</p> <p>NODENAME</p> <p>CONDITION</p> <p>SNMP_GET_NEXT_RX</p> <p>SNMP_GET_NEXT_TX</p> <p>SNMP_GET_RX</p> <p>SNMP_GET_TX</p> <p>SNMP_SET_RX</p> <p>SNMP_SET_TX</p> <p>SNMP_TRAP_TX</p> |
| END-TIME | <p>Ending time for measurement summary. Enter all 19 ASCII characters as shown.</p> <p>DATE and TIME: YYYY-MM-DD HH:MM:SS.</p> |
| START-TIME | <p>Mandatory for on-demand requests. Starting time for measurements summary. Enter all 19 ASCII characters as shown. Start-time must occur before end-time. Measurement items are available for the current and previous calendar days only (up to a maximum of 48 hours of events). If the time specified is during the current collection interval only, partial measurement counts are displayed.</p> <p>DATE and TIME: YYYY-MM-DD HH:MM:SS.</p> |
| SUM | <p>Specifies whether the resulting report request must contain the individual interval reports (N) or a summation of all interval reports into one composite report (Y).</p> <p>CHAR(1): Y/N (Default = N).</p> |

Measurement SUA Protocol Feature Server Summary

The Measurement SUA Summary (measurement-sua-summary) table requests a summary report of SCCP-User Adaptation Layer (SUA)-related statistics for a specified Call Agent that occurred during a specified collection interval (time-interval). Each collection interval starts on the hour, half-hour, or quarter-hour.

Table Name: MEASUREMENT-SUA-SUMMARY

Table Containment Area: OAMP

| | |
|---------------|------------------------|
| Command Types | Report, show and clear |
|---------------|------------------------|

| | |
|----------|--|
| Examples | <code>show measurement-sua-summary;</code> |
|----------|--|

```
report measurement-sua-summary start-time=2003-03-27 06:00:00; end-time=2003-03-27
06:30:00; call-agent-id=CA146;
clear measurement-sua-summary call-agent-id=CA146;
```

Usage Guidelines

Primary Key Token(s): None.

Foreign Key Token(s): call-agent-id

Syntax Description

| | |
|---------------|--|
| CALL-AGENT-ID | Mandatory for on-demand requests. Foreign key: Call Agent table. The ID of the selected Call Agent. VARCHAR(8): 1–8 ASCII characters. |
| DISPLAY | Specifies particular report counters to display on the screen. Display token values must be entered with an underscore (_). Do not use hyphens (-). STRING. See Table 11-17 for permitted values. |
| END-TIME | Ending time for measurement summary. Enter all 19 ASCII characters as shown. DATE and TIME: YYYY-MM-DD HH:MM:SS. |
| START-TIME | Mandatory for on-demand requests. Starting time for measurements summary. Enter all 19 ASCII characters as shown. Start-time must occur before end-time. Measurement items are available for the current and previous calendar days only (up to a maximum of 48 hours of events). If the time specified is during the current collection interval only, partial measurement counts are displayed. DATE and TIME: YYYY-MM-DD HH:MM:SS. |
| SUM | Specifies whether the resulting report request must contain the individual interval reports (N) or a summation of all interval reports into one composite report (Y). CHAR(1): Y/N (Default = N). |

[Table 11-17](#) lists the values for the Measurement SUA Summary Display token.

Table 11-17 Measurement SUA Summary Display Token Values

| |
|-------------------|
| TIMESTAMP |
| NODENAME |
| CONDITION |
| SUA_ACTIVE_ACK_RX |
| SUA_ACTIVE_TX |
| SUA_ASSOC_FAIL |
| SUA_BEAT_ACK_RX |
| SUA_BEAT_ACK_TX |
| SUA_BEAT_RX |
| SUA_BEAT_TX |
| SUA_CLDR_RX |

| |
|----------------------------|
| SUA_CLDR_TX |
| SUA_CLDT_RX |
| SUA_CLDT_TX |
| SUA_DATA_BYTES_RX |
| SUA_DATA_BYTES_TX |
| SUA_DAUD_TX |
| SUA_DAVA_RX |
| SUA_DOWN_ACK_RX |
| SUA_DOWN_TX |
| SUA_DRST_RX |
| SUA_DUNA_RX |
| SUA_DUPU_RX |
| SUA_ERR_RX |
| SUA_ERR_TX |
| SUA_INACTIVE_ACK_RX |
| SUA_INACTIVE_TX |
| SUA_INVALID_SCTP_SIGNALS |
| SUA_MSG_CLASS_ERR |
| SUA_MSG_INVALID_LENGTH_RX |
| SUA_MSG_TYPE_ERR |
| SUA_NETWORK_APPEAR_ERR |
| SUA_NO_MEMORY_FAIL |
| SUA_NOTIFY_RX |
| SUA_NOTIFY_TX |
| SUA_PARAM_FIELD_ERR |
| SUA_PARAM_VALUE_ERR |
| SUA_PROTOCOL_ERR |
| SUA_ROUTING_CONTEXT_ERR |
| SUA_SCON_RX |
| SUA_SCON_TX |
| SUA_SCTP_TX_FAIL |
| SUA_SINCE_LAST_RESET_ASSOC |
| SUA_STREAM_ID_ERR |
| SUA_UNEXPECT_MSG_ERR |
| SUA_UNEXPECT_PARAM_ERR |
| SUA_UP_ACK_RX |
| SUA_UP_TX |
| SUA_VERSION_ERR |

Measurement TCAP Protocol Summary

The Measurement Transaction Capabilities Application Part (TCAP) Protocol Summary (measurement-tcap-summary) table requests a summary report of TCAP-related statistics for a specified Call Agent that occurred during a specified collection interval (time-interval). Each collection interval starts on the hour, half-hour, or quarter-hour.

Table Name: MEASUREMENT-TCAP-SUMMARY

Table Containment Area: OAMP

Command Types

Report, show and clear

Examples

```
show measurement-tcap-summary;  
report measurement-tcap-summary start-time=2003-03-27 06:00:00; end-time=2003-03-27  
06:30:00; call-agent-id=CA146; output-type=csv;  
clear measurement-tcap-summary call-agent-id=CA146;
```

Usage Guidelines

Primary Key Token(s): None.

Foreign Key Token(s): call-agent-id

Syntax Description

| | |
|-------------------|--|
| FEATURE-SERVER-ID | Mandatory for on-demand requests. Foreign key: Feature Server table. The ID of the associated Feature Server. VARCHAR(8): 1–8 ASCII characters in the format fsptcnnn or fsainnnn. |
| DISPLAY | Specifies particular report counters to display on the screen. Display token values must be entered with an underscore (_). Do not use hyphens (-). STRING. See Table 11-18 for permitted values. |
| END-TIME | Ending time for measurement summary. Enter all 19 ASCII characters as shown. DATE and TIME: YYYY-MM-DD HH:MM:SS. |
| OUTPUT-TYPE | Specifies the desired output format. Permitted values are: CSV (Default)—Comma-separated view XML—Extensible Markup Language |

| | |
|------------|--|
| START-TIME | Mandatory for on-demand requests. Starting time for measurements summary. Enter all 19 ASCII characters as shown. Start-time must occur before end-time. Measurement items are available for the current and previous calendar days only (up to a maximum of 48 hours of events). If the time specified is during the current collection interval only, partial measurement counts are displayed. DATE and TIME: YYYY-MM-DD HH:MM:SS. |
| SUM | Specifies whether the resulting report request must contain the individual interval reports (N) or a summation of all interval reports into one composite report (Y). CHAR(1): Y/N (Default = N). |

Table 11-18 lists the values for the Measurement TCAP Summary Display token.

Table 11-18 Measurement TCAP Summary Display Token Values

| |
|---|
| TIMESTAMP |
| NODENAME |
| CONDITION |
| TCAP_ABORT_IND_RX (Release 4.5) |
| TCAP_ABORT_MSG_RX |
| TCAP_ABORT_MSG_TX |
| TCAP_ACT_INVOCATIONS |
| TCAP_ACT_TRANSACTIONS |
| TCAP_BAD_STRUCT_COMP_PORT_RX |
| TCAP_BAD_STRUCT_COMP_PORT_TX |
| TCAP_BAD_STRUCT_DIALOG_PORT_RX |
| TCAP_BAD_STRUCT_DIALOG_PORT_TX |
| TCAP_BAD_STRUCT_TRANS_PORT_RX |
| TCAP_BAD_STRUCT_TRANS_PORT_TX |
| TCAP_BEGIN_MSG_RX |
| TCAP_BEGIN_MSG_TX |
| TCAP_BIND_CONFIRM_RX (Release 4.5) |
| TCAP_CLOSE_IND_RX (Release 4.5) |
| TCAP_COMPONENT_CONFIRM_RX (Release 4.5) |
| TCAP_COMPONENT_IND_RX (Release 4.5) |
| TCAP_COMPONENT_REQ_RX (Release 4.5) |
| TCAP_CONT_MSG_RX |
| TCAP_CONT_MSG_TX |
| TCAP_DATA_IND_RX (Release 4.5) |
| TCAP_DATA_REQ_RX (Release 4.5) |
| TCAP_DELIMITER_IND_RX (Release 4.5) |

| | |
|--------------------------------|---------------|
| TCAP_DELIMITER_REQ_RX | (Release 4.5) |
| TCAP_DIALOG_CONFIRM_RX | (Release 4.5) |
| TCAP_DUP_INVOKE_ID_RX | |
| TCAP_DUP_INVOKE_ID_TX | |
| TCAP_END_MSG_RX | |
| TCAP_END_MSG_TX | |
| TCAP_INCONSIST_DIALOG_PORT_RX | |
| TCAP_INCONSIST_DIALOG_PORT_TX | |
| TCAP_INCORRECT_COMP_ENCODE_RX | |
| TCAP_INCORRECT_COMP_ENCODE_TX | |
| TCAP_INCORRECT_COMP_PORT_RX | |
| TCAP_INCORRECT_COMP_PORT_TX | |
| TCAP_INCORRECT_PARAM_RE_RX | |
| TCAP_INCORRECT_PARAM_RE_TX | |
| TCAP_INCORRECT_PARAM_RR_RX | |
| TCAP_INCORRECT_PARAM_RR_TX | |
| TCAP_INCORRECT_PARAM_RX | |
| TCAP_INCORRECT_PARAM_TX | |
| TCAP_INCORRECT_TRANS_PORT_RX | |
| TCAP_INCORRECT_TRANS_PORT_TX | |
| TCAP_INIT_REL_RX | |
| TCAP_INIT_REL_TX | |
| TCAP_INVOKE_COMP_RX | |
| TCAP_INVOKE_COMP_TX | |
| TCAP_INVOKE_RSCR_LIMIT_PROB_RX | |
| TCAP_INVOKE_RSCR_LIMIT_PROB_TX | |
| TCAP_MISSING_DIALOG_PORT_RX | |
| TCAP_MISSING_DIALOG_PORT_TX | |
| TCAP_NO_PERMISS_CONVERS_RX | |
| TCAP_NO_PERMISS_CONVERS_TX | |
| TCAP_NO_PERMISS_QUERY_RX | |
| TCAP_NO_PERMISS_QUERY_TX | |
| TCAP_NOTICE_IND_RX | (Release 4.5) |
| TCAP_OPEN_CONFIRM_RX | (Release 4.5) |
| TCAP_OPEN_IND_RX | (Release 4.5) |
| TCAP_OPERATION_CONFIRM_RX | (Release 4.5) |
| TCAP_OPERATION_IND_RX | (Release 4.5) |
| TCAP_OPERATION_REQ_RX | (Release 4.5) |

| | |
|-----------------------------|---------------|
| TCAP_PERMISS_CONVERS_RX | |
| TCAP_PERMISS_CONVERS_TX | |
| TCAP_PERMISS_QUERY_RX | |
| TCAP_PERMISS_QUERY_TX | |
| TCAP_REJECT_COMP_RX | |
| TCAP_REJECT_COMP_TX | |
| TCAP_RETURN_ERR_COMP_RX | |
| TCAP_RETURN_ERR_COMP_TX | |
| TCAP_RETURN_RESULT_COMP_RX | |
| TCAP_RETURN_RESULT_COMP_TX | |
| TCAP_RSCR_LIMIT_RX | |
| TCAP_RSCR_LIMIT_TX | |
| TCAP_RSP_RX | |
| TCAP_RSP_TX | |
| TCAP_STAT_CONFIRM_RX | (Release 4.5) |
| TCAP_STAT_IND_RX | (Release 4.5) |
| TCAP_STATUS_IND_RX | (Release 4.5) |
| TCAP_TOTAL_COMP_RX | |
| TCAP_TOTAL_COMP_TX | |
| TCAP_TOTAL_DROPPED_MSG_RX | |
| TCAP_TOTAL_MSG_RX | |
| TCAP_TOTAL_MSG_TX | |
| TCAP_TOTAL_UNI_MSG_RX | |
| TCAP_TOTAL_UNI_MSG_TX | |
| TCAP_TRANS_PORT_PERM_REL_RX | |
| TCAP_TRANS_PORT_PERM_REL_TX | |
| TCAP_TRANSACTION_IDS_INUSE | |
| TCAP_UDATA_IND_RX | (Release 4.5) |
| TCAP_UNEXPECT_ERR_CODE_RX | |
| TCAP_UNEXPECT_ERR_CODE_TX | |
| TCAP_UNEXPECT_LINK_OPER_RX | |
| TCAP_UNEXPECT_LINK_OPER_TX | |
| TCAP_UNEXPECT_LINK_RSP_RX | |
| TCAP_UNEXPECT_LINK_RSP_TX | |
| TCAP_UNEXPECT_RE_RX | |
| TCAP_UNEXPECT_RE_TX | |
| TCAP_UNEXPECT_RR_RX | |
| TCAP_UNEXPECT_RR_TX | |

| | |
|--------------------------------|---------------|
| TCAP_UNRECOG_COMP_RX | |
| TCAP_UNRECOG_COMP_TX | |
| TCAP_UNRECOG_DIALOG_PORT_ID_RX | |
| TCAP_UNRECOG_DIALOG_PORT_ID_TX | |
| TCAP_UNRECOG_ERR_CODE_RX | |
| TCAP_UNRECOG_ERR_CODE_TX | |
| TCAP_UNRECOG_INVOKE_ID_RX | |
| TCAP_UNRECOG_INVOKE_ID_TX | |
| TCAP_UNRECOG_LINK_ID_RX | |
| TCAP_UNRECOG_LINK_ID_TX | |
| TCAP_UNRECOG_MSG_TYPE_RX | |
| TCAP_UNRECOG_MSG_TYPE_TX | |
| TCAP_UNRECOG_OPCODE_RX | |
| TCAP_UNRECOG_OPCODE_TX | |
| TCAP_UNRECOG_RE_INVOKE_ID_RX | |
| TCAP_UNRECOG_RE_INVOKE_ID_TX | |
| TCAP_UNRECOG_TRANS_ID_RX | |
| TCAP_UNRECOG_TRANS_ID_TX | |
| TSA_ABORT_IND_RX | (Release 4.5) |
| TSA_CLOSE_IND_RX | (Release 4.5) |
| TSA_COMPONENT_CONFIRM_RX | (Release 4.5) |
| TSA_COMPONENT_IND_RX | (Release 4.5) |
| TSA_COMPONENT_REQ_RX | (Release 4.5) |
| TSA_DATA_IND_RX | (Release 4.5) |
| TSA_DATA_REQ_RX | (Release 4.5) |
| TSA_DELIMITER_IND_RX | (Release 4.5) |
| TSA_DELIMITER_REQ_RX | (Release 4.5) |
| TSA_DIALOG_CONFIRM_RX | (Release 4.5) |
| TSA_INAP_BIND_CONFIRM_RX | (Release 4.5) |
| TSA_INAP_NOTICE_IND_RX | (Release 4.5) |
| TSA_INAP_STAT_CONFIRM_RX | (Release 4.5) |
| TSA_INAP_STAT_IND_RX | (Release 4.5) |
| TSA_OPEN_CONFIRM_RX | (Release 4.5) |
| TSA_OPEN_IND_RX | (Release 4.5) |
| TSA_OPERATION_CONFIRM_RX | (Release 4.5) |
| TSA_OPERATION_IND_RX | (Release 4.5) |
| TSA_OPERATION_REQ_RX | (Release 4.5) |
| TSA_STATUS_IND_RX | (Release 4.5) |

| | |
|--------------------------|---------------|
| TSA_TCAP_BIND_CONFIRM_RX | (Release 4.5) |
| TSA_TCAP_NOTICE_IND_RX | (Release 4.5) |
| TSA_TCAP_STAT_CONFIRM_RX | (Release 4.5) |
| TSA_TCAP_STAT_IND_RX | (Release 4.5) |
| TSA_UDATA_IND_RX | (Release 4.5) |

Trunk Group Usage Summary

The Trunk Group Usage Summary (tg-usage-summary) table provides trunk group usage information.

Table Name: TG-USAGE-SUMMARY

Table Containment Area: OAMP

Command Types Report and show

Examples

```
show measurement-tg-usage-summary;  
report measurement-tg-usage-summary start-time=2002-03-27 10:00:00; end-time=2002-03-27  
12:00:00; tgn-id=dallas01; call-agent-id=CA146; output=tg-report; output-type=csv;
```

The following example uses the reporting option to gather statistics on a per-POP basis:

```
report measurement-tg-usage-summary start-time=2002-03-27 10:00:00; end-time=2002-03-27  
12:00:00; trkgrp-exchange=RONLVA31GT; trkgrp-name=RONKVACSDS0_LC; call-agent-id=CA146;  
output=tg-report; output-type=csv;
```

Usage Guidelines Primary Key Token(s): None.

Foreign Key Token(s): tgn-id



Note

This table does not support on-demand requests.

| | |
|---------------------------|---|
| Syntax Description | CALL-AGENT-ID The identity of the call agent that collected the measurement data. VARCHAR(8): 1–8 ASCII characters. The form of the id is CAnnn or cannn where nnn = 000 to 999. |
|---------------------------|---|

| | |
|----------|--|
| DISPLAY | <p>Specifies particular report counters to display on the screen. Display token values must be entered with an underscore (_). Do not use hyphens (-).</p> <p>STRING. Permitted values are:</p> <p>CONDITION</p> <p>INCOMING_BSY_TRK</p> <p>INCOMING_CALL_ATTMP</p> <p>INCOMING_USAGE</p> <p>NODENAME</p> <p>NUM_OF_OOS_TRK</p> <p>NUM_OF_OVERFLOW</p> <p>NUM_OF_TRUNK</p> <p>OUTBOUND_CALL_FAIL</p> <p>OUTGOING_BSY_TRK</p> <p>OUTGOING_CALL_ATTMP</p> <p>OUTGOING_USAGE</p> <p>TIMESTAMP</p> <p>TOTAL_USAGE</p> <p>TRK_GRP_ID</p> <p>TRK_GRP_TYPE</p> <p>TRKGRP_AVERAGE_USAGE</p> <p>TRKGRP_EXCHANGE (Release 4.5)</p> <p>TRKGRP_GLARE_COUNT (Release 4.5)</p> <p>TRKGRP_INCOM_ATTMP</p> <p>TRKGRP_INCOM_BUSY_TRK</p> <p>TRKGRP_INCOM_USAGE</p> <p>TRKGRP_LBLK_TRK_USAGE (Release 4.5)</p> <p>TRKGRP_MAINT_TRK_USAGE (Release 4.5)</p> <p>TRKGRP_NAME (Release 4.5)</p> <p>TRKGRP_OOS_TRK_USAGE (Release 4.5)</p> <p>TRKGRP_OUTBOUND_FAIL</p> <p>TRKGRP_OUTG_ATTMP</p> <p>TRKGRP_OUTG_BUSY_TRK</p> <p>TRKGRP_OUTG_USAGE</p> <p>TRKGRP_RBLK_TRK_USAGE (Release 4.5)</p> <p>TRKGRP_TOTAL_INS_TRK (Release 4.5)</p> <p>TRKGRP_TOTAL_OOS_TRK</p> <p>TRKGRP_TOTAL_OVERFLOW</p> <p>TRKGRP_TOTAL_TRK</p> <p>TRKGRP_TOTAL_USAGE</p> <p>TRKGRP_UEQP_TRK_USAGE (Release 4.5)</p> |
| END-TIME | <p>Ending time for measurement summary. Enter all 19 ASCII characters as shown.</p> <p>DATE and TIME: YYYY-MM-DD HH:MM:SS.</p> |

| | |
|-------------------------------|--|
| OUTPUT-TYPE | Specifies the desired output format. Permitted values are: CSV (Default)—Comma-separated view XML—Extensible Markup Language |
| START-TIME | Starting time for measurements summary. Enter all 19 ASCII characters as shown. Start-time must occur before end-time. Measurement items are available for the current and previous calendar days only (up to a maximum of 48 hours of events). DATE and TIME: YYYY-MM-DD HH:MM:SS. |
| TGN-ID (or TG) | Mandatory for on-demand requests. Foreign key: Trunk Group table. Trunk group ID. You can use TG instead of tgn-id. INTEGER: 1–99999999. |
| TRKGRP-EXCHANGE (Release 4.5) | The trunk group exchange to report measurement data for. This value directly maps to the CLLI Code Id field in the Pop table. Applies only to the tg-usage measurement type. VARCHAR(11): 1–11 ASCII characters. |
| TRKGRP-NAME (Release 4.5) | The trunk group name to report measurement data for. This value directly maps to the CLLI field in the Trunk Group table. Applies only to the tg-usage measurement type. VARCHAR(15): 1–15 ASCII characters. |

Measurement TSA Summary



Note

This table is obsoleted in Release 4.5. Display values are now in the Measurement TCAP Summary table.

The Measurement TCAP Signaling Adapter (TSA) Summary (measurement-tsa-summary) table requests a summary report of TSA-related statistics for a specified Call Agent that occurred during a specified collection interval (time-interval). Each collection interval starts on the hour, half-hour, or quarter-hour.

Table Name: MEASUREMENT-TSA-SUMMARY

Table Containment Area: OAMP

Command Types

Report, show and clear

Examples

```
show measurement-tsa-summary;
report measurement-tsa-summary start-time=2001-03-27 06:00:00; end-time=2001-03-27
06:30:00; call-agent-id=CA146;output-type=csv;
clear measurement-tsa-summary call-agent-id=CA146;
```

Usage Guidelines

Primary Key Token(s): None.

Foreign Key Token(s): call-agent-id

| | | |
|---------------------------|---------------|--|
| Syntax Description | CALL-AGENT-ID | Mandatory for on-demand requests. Foreign key: Call Agent table. The ID of the selected Call Agent. VARCHAR(8): 1–8 ASCII characters. |
| | DISPLAY | Specifies particular report counters to display on the screen. Display token values must be entered with an underscore (_). Do not use hyphens (-). STRING. See Table 11-19 for permitted values. |
| | END-TIME | Ending time for measurement summary. Enter all 19 ASCII characters as shown. DATE and TIME: YYYY-MM-DD HH:MM:SS. |
| | OUTPUT-TYPE | Specifies the desired output format. Permitted values are: CSV (Default)—Comma-separated view XML—Extensible Markup Language |
| | START-TIME | Mandatory for on-demand requests. Starting time for measurements summary. Enter all 19 ASCII characters as shown. Start-time must occur before end-time. Measurement items are available for the current and previous calendar days only (up to a maximum of 48 hours of events). If the time specified is during the current collection interval only, partial measurement counts are displayed. DATE and TIME: YYYY-MM-DD HH:MM:SS. |
| | SUM | Specifies whether the resulting report request must contain the individual interval reports (N) or a summation of all interval reports into one composite report (Y). CHAR(1): Y/N (Default = N). |
| | | |

[Table 11-19](#) lists the values for the Measurement TSA Summary Display token.

Table 11-19 Measurement TSA Summary Display Token Values

| |
|--------------------------|
| TSA_ABORT_IND_RX |
| TSA_CLOSE_IND_RX |
| TSA_COMPONENT_CONFIRM_RX |
| TSA_COMPONENT_IND_RX |
| TSA_COMPONENT_REQ_RX |
| TSA_DATA_IND_RX |
| TSA_DATA_REQ_RX |
| TSA_DELIMITER_IND_RX |
| TSA_DELIMITER_REQ_RX |
| TSA_DIALOG_CONFIRM_RX |
| TSA_INAP_BIND_CONFIRM_RX |
| TSA_INAP_NOTICE_IND_RX |
| TSA_INAP_STAT_CONFIRM_RX |
| TSA_INAP_STAT_IND_RX |

TSA_OPEN_CONFIRM_RX

TSA_OPEN_IND_RX

TSA_OPERATION_CONFIRM_RX

TSA_OPERATION_IND_RX

TSA_OPERATION_REQ_RX

TSA_STATUS_IND_RX

TSA_TCAP_BIND_CONFIRM_RX

TSA_TCAP_NOTICE_IND_RX

TSA_TCAP_STAT_CONFIRM_RX

TSA_TCAP_STAT_IND_RX

TSA_UDATA_IND_RX



CHAPTER 12

Media Gateway Provisioning Command (Obsolete as of Release 4.4.0)

Revised: July 24, 2009, OL-3743-42

The Media Gateway Provisioning (MGP) command allows direct command access to the gateway, and is used to provision configurations on the gateway through the Cisco BTS 10200 Softswitch. It is not associated with any table. After an MGP entry is added to the system, you can access the gateway via the escape command sequence at the command line interface (CLI), FTP adapter, or by using the MGP object interface in the Common Object Request Broker Architecture (CORBA) Adapter.

This command applies only to the following media gateway types:

- Cisco AS5850
- Cisco MGX 8850
- Cisco AS5400



Note

In this chapter, an asterisk preceding a token name means the token is mandatory. A token without an asterisk is optional.

Command Types

Show, add, change, and delete

Examples

```
show mgp;  
add mgp ip-addr=10.89.224.10; type=As5400; user-name=cisco; password=cisco123;
```



Note

After adding a gateway, use your applicable vendor documentation to configure the gateway using the escape command. The format for the escape command is: `mgp <IPaddress> gateway command <ENTER>`.

The `mgp` keyword indicates to the CLI that the command is not for the Cisco BTS 10200 Softswitch. It is to be sent to the gateway defined by the IP address. This is the same address as the one used to create the MGP entry in the `add mgp` command.

```
change mgp gateway1.cisco.com; password=cisco; type=AS5850;  
delete mgp ip-addr=10.89.224.10;
```

| | | |
|---------------------------|------------------|---|
| Syntax Description | IPADDR | Mandatory for the add and change commands. The domain name or physical IP address of the device to manage. This may or may not be the same value as the tsap-addr token, used when adding a gateway for subscriber provisioning. VARCHAR(80): 1–80 ASCII characters. |
| | TYPE | Mandatory for the add and change commands. Type of gateway. VARCHAR(7): 1–7 ASCII characters. Permitted values are: MGX8260 (Not supported) MGX8850 AS5400 AS5850 |
| | USER-NAME | Mandatory for the add command. Username to access the gateway. VARCHAR(30): 1–30 ASCII characters. |
| | PASSWORD | Mandatory for the add command. Password to access the gateway. VARCHAR(30): 1–30 ASCII characters. |



CHAPTER 14

Query

Revised: July 24, 2009, OL-3743-42

This chapter describes the Cisco BTS 10200 Softswitch Query commands. For information regarding using query commands in troubleshooting, see the *Cisco BTS 10200 Softswitch Troubleshooting Guide*.

In this chapter, an asterisk preceding a token name means the token is mandatory. A token without an asterisk is optional.

Query Call Trace (Release 4.5)

This section describes the query call trace command, which displays the call information of a currently active call. The command applies to originating or terminating calls. With this command, a service provider can enter a directory number (DN) or other suitable input and retrieve information about any call(s) the subscriber is currently involved in. This type of trace is made on a call in progress.

Command parameters are any subscriber specific information such as DN or Fully Qualified Domain Name (FQDN) of a residential gateway. The call processing information displayed includes originating number, terminating number, residential gateway(s) and Session Description Protocol (SDP) IP addresses involved, trunk group number and Carrier Identification Code (CIC) as applicable (such as off-net calling) as well as any other information pertaining to the call made by the subject.

Command Types

Query

Examples

```
query call-trace dn=4695551234;
query call-trace mlhg-id=mlhg1 terminal=23;
query call-trace ctxg-id=ctxg1 ext=1234;
query call-trace tgn-id=123 trunk-id=456;
query call-trace sip-call-id=1494777952@sial.test.cisco.com;
query call-trace h323-call-id=29C51D96AC1C11D98007C67E816B4BFB;
query call-trace term=aaln/2@x1-6-00-00-ca-30-88-79.ctlab.cisco.com; (This example uses
the MGW termination and FQDN to identify term.)
query call-trace term=aaln/2@10.101.140.231; (This example uses the MGW termination and IP
address to identify term.)
query call-trace rgw=x1-6-00-00-ca-30-88-79.ctlab.cisco.com; (This example uses the FQDN
of the RGW.)
query call-trace rgw=10.101.140.231; (This example uses the IP address of the RGW.)
```

Usage Guidelines

Foreign keys: ctxg-id, ext, dn, mgw, mlhg-id, terminal, term, tgn-id, trunk-id.

The mode token is optional (default=brief).

One token (or token pair) from the following list is mandatory for this command (see the examples):

- ctxg-id and ext
- dn
- h323-call-id
- mlhg-id and terminal
- rgw
- sip-call-id
- term
- tgn-id and trunk-id

Syntax Description

| | |
|--------------|---|
| CTXG-ID | Foreign key: Centrex Group table. Valid Centrex group ID. Use for POTS Centrex subscribers. Note Use with the EXT token. VARCHAR(16): 1–16 ASCII characters. |
| DN | Foreign key: Subscriber table. Directory number. Use for POTS/H323/SIP subscribers. VARCHAR(10): 10 digits in the format npaxxxxxxx. |
| EXT | Foreign key: Extension2Subscriber table. Valid extension in the Centrex group. Note Use with the CTXG-ID token. VARCHAR(7): 1–7 digits. |
| H323-CALL-ID | Where the call originated. Can be obtained from a Call Agent logfile. Use for H.323 trunks. |
| MLHG-ID | Foreign key: Multiline Hunt Group table. ID for this MLHG in the Multiline Hunt Group table. Use for POTS MLHG terminals. Note Use with the TERMINAL token. VARCHAR(16): 1–16 ASCII characters. |
| MODE | Specifies the information returned by the command. VARCHAR(8): 1–8 ASCII characters (Default = BRIEF). Permitted values are: BRIEF—See Table 14-1 . VERBOSE—See Table 14-1 . |
| RGW | Foreign key: Media Gateway table. The residential gateway TSAP address (either FQDN or IP address) from the MGW table. VARCHAR(32): 1–32 ASCII characters. |

| | |
|-------------|---|
| SIP-CALL-ID | The SIP call identification. The SIP call id can be obtained from a Call Agent logfile or any switch connected to the Cisco BTS 10200 Softswitch. Use for SIP trunks. |
| TERM | Foreign keys: Termination table, MGW table. Enter the termination ID (from the Termination table), the @ symbol, and the TSAP address of the MGW (either FQDN or IP address) from the MGW table. See the examples. VARCHAR(32): 1–32 ASCII characters. |
| TERMINAL | Foreign key: Multiline Hunt Group Terminal table. Valid terminal in the MLHG. Note Use with the MLHG-ID token. SMALLINT: 1–512. |
| TGN-ID | Foreign key: Trunk Group table. Trunk group ID. Use for SS7, ISDN, and CAS trunks. Note Use with the TRUNK-ID token. INTEGER: 1–99999999. |
| TRUNK-ID | Foreign key: Trunk table. Valid trunk ID. Note Use with the TGN-ID token. INTEGER: 1–4095. INTEGER: 1–16383 (Release 4.5.1). |

Table 14-1 shows the response fields returned when using brief or verbose modes.

Table 14-1 Brief and Verbose Mode Response Fields

| Mode | Fields |
|---------|---|
| Brief | <p>CALL-STATE—The state of the call: IDLE OOS CALL-SETUP ALERTING CONNECTED.</p> <p>TYPE—The trunk type: POTS-SUB POTS-MLHG POTS-CTXG SIP-SUB H323-SUB SS7 ISDN CAS SIP-TG H323-TG.</p> <p>CALLING-PARTY-INFO/CALLED-PARTY-INFO—The calling or called party information can be one of the following for POTS/H323/SIP subscribers: DN MLHG-ID TERMINAL CTXG-ID EXT TGN-ID TRUNK-ID SIP-CALL-ID H323-CALL-ID.</p> |
| Verbose | <p>CALL-STATE—The state of the call: IDLE OOS CALL-SETUP ALERTING CONNECTED.</p> <p>CALLED-NUMBER—The called number.</p> <p>CALLING-NUMBER—The calling number.</p> <p>CALL-STATE—IDLE OOS CALL-SETUP ALERTING CONNECTED</p> <p>CHARGE-NUMBER—The charge number if available.</p> <p>CTXG-ID—The Centrex id.</p> <p>EXT—The Centrex extension.</p> <p>FULL-ENDPOINT-ID—The termination id plus the media gateway id for all POTS subscribers.</p> <p>H323-CALL-ID—The H.323 call id for H.323 trunks.</p> <p>MLHG-ID—The multiline hunt group id.</p> <p>MLHG-TERMINAL—The multiline hung group terminal.</p> <p>ORIGINAL-CALLED-NUMBER—The original called number if available.</p> <p>REDIRECTED-NUMBER—The redirected number if available.</p> <p>SDP-IP-ADDR—The SIP IP address.</p> <p>SDP-IP-PORT—The SDP IP port.</p> <p>SIP-CALL-ID—The SIP call id for SIP trunk groups.</p> <p>TERMINAL-ALIAS—The terminal alias for H323 trunk groups.</p> <p>TG-ID/TGN-ID—The trunk group id for SS7, ISDN and CAS trunks.</p> <p>TYPE—Type of trunk: POTS-SUB POTS-MLHG POTS-CTXG SIP-SUB H323-SUB SS7 ISDN CAS SIP-TG H323-TG.</p> |



Note

For call-trace scenarios involving forwarded calls and multileg calls, plus an example of a system response display, see the “[Operations](#)” chapter of the *Cisco BTS 10200 Softswitch Operations and Maintenance Guide*.

Query Verification (Release 4.4)

The Query Verification command generates Transaction Capabilities Application Part (TCAP) queries to external databases. The command supports the following query types:

- Line Information Database (LIDB)-Generated by the POTS Feature Server
- Toll-Free-Generated by the AIN Feature Server
- LNP-Generated by the AIN Feature Server



Note

These query verification commands may also be collectively referred to in documentation as the query verification tool (QVT).

Line Information Database

This section describes the LIDB query verification command.

Command Types

Query

Examples

```
query lidb calling-dn=8002550002; opc-id=opc;
```

Usage Guidelines

Foreign key(s): opc-id

Syntax

| | |
|--------------|--|
| * OPC-ID | Foreign key: Origination Point Code (OPC) table. Specifies the OPC to use for TCAP queries originating on behalf of subscribers assigned to this POP. VARCHAR(16): 1–16 ASCII characters. |
| * CALLING-DN | The caller’s directory number. VARCHAR(10): 10 digits in the format npaxxxxxxx. |
| TABLE-INFO | Specifies whether to show the tables that are accessed when processing the query. CHAR(1): Y/N (Default = N). |

Toll-Free and Toll Free Message Type

This section describes the toll-free query verification commands. Use the toll free message type query to determine if the toll free number is IN/1 or AIN0.1.

Command Types

Query

Examples

```
query toll-free opc-id=opc; called-dn=8002550002; user-type=calling-dn;
user-id=2182640018; lata=100;
```

```
query toll-free-msg-type opc-id=opc; (An opc-id is the only needed token for this query.
Queries if the toll free is using IN/1 or AIN0.1.)
```

Usage Guidelines

Foreign key(s): opc-id

Syntax Description

| | |
|--------------|--|
| * CALLED-DN | The called DN. VARCHAR(32): 1–32 ASCII characters in the format: npa-nxx-xxxx. |
| * CALLING-DN | The caller's directory number. VARCHAR(10): 10 digits in the format npaxxxxxxx. |
| * LATA | Local access and transport area. INTEGER: 100–65535 (3–5 numeric digits). INTEGER: 100–99999 (Default = 99999) (3–5 numeric digits). (Release 4.5) Note There are 5 spaces for entering the LATA code. The last two digits are for entering the LATA sub-zone (only Florida has 5-digit LATA numbers, which represent Equal Access Exchange Areas [EAEAs]), if applicable. |
| * OPC-ID | Foreign key: Origination Point Code (OPC) table. Specifies the OPC to use for TCAP queries originating on behalf of subscribers assigned to this POP. VARCHAR(16): 1–16 ASCII characters. |
| * USER-ID | Mandatory for AIN0.1 queries. The trunk group id or calling DN, depending on what was entered for user-type. Not used in IN/1 queries. VARCHAR(32): 1–32 ASCII characters. |
| * USER-TYPE | Mandatory for AIN0.1 queries. Specifies whether the user-id is a trunk group id or the calling DN. Not used in IN/1 queries. VARCHAR(12): 1–12 ASCII character. Permitted values: TGN_ID CALLING_DN |

| | |
|-------------------|---|
| BEARER-CAPABILITY | Specifies the bearer capability. VARCHAR(12): 1–12 ASCII characters. Permitted values are: SPEECH F31KHZAUDIO B56KBPS B64KBPS |
| TABLE-INFO | Specifies whether to show the tables that are accessed when processing the query. CHAR(1): Y/N (Default = N). |
| TRIGGER-CRITERIA | Specifies whether the trigger is npa or npanxxx. Permitted values are: 3—npa 6—npaxxx 7—npaxxxx 8—npaxxxxx 9—npaxxxxxx 10—npaxxxxxxx |

Local Number Portability

This section describes the LNP query verification command.

Command Types Query

Examples

```
query lnp opc-id=opc_tx; user-id=2182640018; called-dn=4692552002; user-type=calling-dn;
lata=100;
```

Usage Guidelines Foreign key(s): opc-id

| | | |
|---------------------------|--------------|--|
| Syntax Description | * CALLED-DN | The called DN. VARCHAR(32): 1–32 ASCII characters in the format: npa-nxx-xxxx. |
| | * CALLING-DN | The caller's directory number. VARCHAR(10): 10 digits in the format npaxxxxxxx. |

| | |
|-------------------|---|
| * LATA | <p>Local access and transport area.</p> <p>INTEGER: 100–65535 (3–5 numeric digits).</p> <p>INTEGER: 100–99999 (Default = 99999) (3–5 numeric digits). (Release 4.5)</p> <p>There are 5 spaces for entering the LATA code. The last two digits are for entering the LATA sub-zone (only Florida has 5-digit LATA numbers, which represent Equal Access Exchange Areas [EAEAs]), if applicable.</p> |
| * OPC-ID | <p>Foreign key: Origination Point Code (OPC) table. Specifies the OPC to use for TCAP queries originating on behalf of subscribers assigned to this POP.</p> <p>VARCHAR(16): 1–16 ASCII characters.</p> |
| * USER-ID | <p>Mandatory for AIN0.1 queries. The trunk group id or calling DN, depending on what was entered for user-type. Not used in IN/1 queries.</p> <p>VARCHAR(32): 1–32 ASCII characters.</p> |
| * USER-TYPE | <p>Mandatory for AIN0.1 queries. Specifies whether the user-id is a trunk group id or the calling DN. Not used in IN/1 queries.</p> <p>VARCHAR(12): 1–12 ASCII character. Permitted values are:</p> <p>TGN-ID</p> <p>CALLING-DN</p> |
| BEARER-CAPABILITY | <p>Specifies the bearer capability.</p> <p>VARCHAR(12): 1–12 ASCII characters. Permitted values are:</p> <p>SPEECH</p> <p>F31KHZAUDIO</p> <p>B56KBPS</p> <p>B64KBPS</p> |
| OLI | <p>Originating line information; used if message-type = IN/1.</p> <p>SMALLINT: 0–99 or 255. (Default = 0 (POTS)).</p> |
| TABLE-INFO | <p>Specifies whether to show the tables that are accessed when processing the query.</p> <p>CHAR(1): Y/N (Default = N).</p> |
| TRIGGER-CRITERIA | <p>Specifies whether the trigger is npa or npanxxx.</p> <p>Permitted values are:</p> <p>3—npa</p> <p>6—npaxxx</p> <p>7—npaxxxx</p> <p>8—npaxxxxx</p> <p>9—npaxxxxxx</p> <p>10—npaxxxxxxx</p> |



CHAPTER 15

Security

Revised: July 24, 2009, OL-3743-42

Security tables are used to report user activities and manage user accounts.



Note

In this chapter, an asterisk preceding a token name means the token is mandatory. A token without an asterisk is optional.

Activity Summary

See [Chapter 9, “History.”](#)

Command Level

The Command Level (command-level) table identifies the ten command levels and their descriptions.

Table Name: COMMAND-LEVEL

Table Containment Area: OAMP

Command Types

Show and change

Examples

```
show command-level id=10;  
change command-level id=10; description=This is the highest level administration access;
```

Usage Guidelines

Primary Key Token(s): id

Change Rules: None.

| | | |
|--------------------|---------------------------------|--|
| Syntax Description | * ID | Primary key. Command level number. NUMERIC: 1–10. |
| | AUTO-REFRESH | Specifies whether to display cached data on the screen. Valid only for the show command. CHAR(1): Y/N (Default = Y). Y—Queries the database for the most current data. N—Queries the database for the most current data only if the cached data is unavailable. |
| | DESCRIPTION (EMS-only field) | Mandatory for change command; optional for show command. Described by the service provider. VARCHAR(64): 1–64 ASCII characters. |
| | DISPLAY | Specifies what token information to display on the screen. Valid only for the show command. VARCHAR(1024): 1–1024 (Default = all tokens are displayed). Permitted values are any valid token that can be shown for this command. Multiple tokens can be entered by separating with a comma. |
| | LIMIT | Specifies the number of rows to display on the screen. Valid only for the show command. INTEGER: 1–100000000 (Default = 100000000). Note The actual maximum number of rows displayed is currently lower than 100000000 due to software limitations. |
| | ORDER | Specifies whether to display data on the screen in a sorted order. Valid only for the show command. VARCHAR(1024): 1–1024 (Default = all rows are displayed). Permitted values are any valid token that can be shown for this command. Multiple tokens can be entered by separating with a comma. |
| | START-ROW | Specifies to begin displaying data on the screen at a specific row. Valid only for the show command. INTEGER: 1–100000000 (Default = 1). |

Command Table

The Command Table (command-table) table allows a system administrator to show, change, and reset the command privilege level (CPL) of a specific noun-verb pair. Higher command privilege levels are granted all lower level privileges.

Table Name: COMMAND-TABLE

Table Containment Area: OAMP

Command Types

Show, change, and reset

Examples

```
show command-table noun=mgw; verb=add;
change command-table noun=mgw; verb=add; sec-level=9;
reset command-table noun=mgw; verb=add;
```

Usage Guidelines

Primary Key Token(s): noun

Change Rules: Noun and verb must exist.

Syntax Description

| | |
|--------------|--|
| * NOUN | Primary key. The table or command name, such as User, MGW, CA, TGN-ID. VARCHAR(65): 1–65 ASCII characters. |
| * VERB | Verb used in the reported command. Valid verbs are add, audit, change, clear, control, delete, report, reset, show, and status. VARCHAR(8): 1–8 ASCII characters. |
| AUTO-REFRESH | Specifies whether to display cached data on the screen. Valid only for the show command. CHAR(1): Y/N (Default = Y). Y—Queries the database for the most current data. N—Queries the database for the most current data only if the cached data is unavailable. |
| DISPLAY | Specifies what token information to display on the screen. Valid only for the show command. VARCHAR(1024): 1–1024 (Default = all tokens are displayed). Permitted values are any valid token that can be shown for this command. Multiple tokens can be entered by separating with a comma. |
| LIMIT | Specifies the number of rows to display on the screen. Valid only for the show command. INTEGER: 1–100000000 (Default = 100000000). Note The actual maximum number of rows displayed is currently lower than 100000000 due to software limitations. |

| | |
|-------------|--|
| ORDER | <p>Specifies whether to display data on the screen in a sorted order. Valid only for the show command.</p> <p>VARCHAR(1024): 1–1024 (Default = all rows are displayed). Permitted values are any valid token that can be shown for this command. Multiple tokens can be entered by separating with a comma.</p> |
| SEC-LEVEL | <p>Mandatory for change command. Security level. Used only in the change command.</p> <p>NUMERIC: 1–10.</p> |
| START-ROW | <p>Specifies to begin displaying data on the screen at a specific row. Valid only for the show command.</p> <p>INTEGER: 1–100000000 (Default = 1).</p> |
| WORK-GROUPS | <p>Assigns a command to a given workgroup. A workgroup is a logical collection of commands created by the service provider. Valid only for the change command.</p> <p>Use the equal sign (=) to add a command to a workgroup for the first time, or to replace all existing workgroups of that command with one or more new workgroups.</p> <p>A plus sign (+) before the work-groups name adds one or more workgroups to a command.</p> <p>A minus sign (–) before the work-groups name removes one or more workgroups from a command.</p> <p>For example:</p> <p>change command-table noun=somenoun; verb=someverb; work-groups=newworkgroup;</p> <p>VARCHAR(64): 1–64 ASCII characters.</p> |

Password

The Password command allows the system administrator to reset any user's password. It also allows setting the number of days that the password is valid and the number of days before password expiration that the user is warned. It also forces the system administrator to enter a new password. Once the user logs in for the first time, the user should execute this command again to change the password.

Users can only reset their own passwords. Users are allowed to reset the days a password is valid, the number of days before password expiration, and the user must enter a new password when executing this command.

This command is not directly associated with any table. It checks if a user exists and manages the system password attributes.

Command Types

Reset

Examples

```
reset password name=wilburwabash; days-valid=15; warn=2; new-password=table1R;
```


Usage Guidelines

Primary Key Token(s): name

Reset Rules: User must exist.

You must construct passwords to meet the following UNIX standards:

- A password must have at least six characters. If it is longer than six characters, only the first eight characters are significant.
- A password must contain at least two alphabetic characters and at least one numeric or special character. In this case, *alphabetic* refers to all upper- or lowercase letters.
- A password must differ from the user's login name and any reverse or circular shift of that login name. For comparison purposes, an uppercase letter and its corresponding lowercase letter are equivalent.
- New passwords must differ from the old by in the first three characters. For comparison purposes, an uppercase letter and its corresponding lowercase letter are equivalent.

Syntax Description

| | |
|----------------|--|
| * NAME | Primary key. Username, entered into the system by the system administrator. VARCHAR(16): 1–16 ASCII characters. |
| * NEW-PASSWORD | Specifies a password for a user. VARCHAR(12): 6–12 ASCII characters. |
| DAYS-VALID | Number of days a password is valid. NUMERIC: 0–364 (Default = 30). |
| WARN | Number of days before password expiration to start warning the user. NUMERIC: 0–10 (Default = 4). |

Security Summary

The Security Summary (security-summary) command provides a summary report of security infractions by source and start/stop times from the Security Log (securitylog) table. The table logs at least 30 days of infractions. It writes and deletes only when infractions occur. For example, if a security infraction occurred 10 days ago, and none since, that infraction will show up in the database today when a show is performed. On the next infraction, all security violations 7 days prior to the current infraction are lost.

Table Name: SECURITYLOG

Table Containment Area: OAMP

Command Types

Report

Examples

```
report security-summary start-time=2002-03-27 00:00:00; end-time=2002-03-27 00:00:00;
source=all;
```

**Note**

If this command is entered without any tokens, the report shows all security infractions.

Usage Guidelines

Primary Key Token(s): None.

Syntax Description

| | |
|--------------|---|
| START-TIME | <p>Starting time for a security summary. Enter all 19 ASCII characters as shown. If you enter a start-time—but not an end-time—the report will show security infractions from the start-time to the present.</p> <p>Start-time must occur before end-time. Security items are available for the current and previous calendar days only (up to a maximum of 48 hours of events).</p> <p>If you enter this command without any tokens, the report returns all security infractions.</p> <p>DATE and TIME: yyyy-mm-dd hh:mm:ss.</p> |
| END-TIME | <p>Ending time for security summary. Enter all 19 ASCII characters as shown. If you enter an end-time—but not a start-time—the report returns all security infractions up to the end-time.</p> <p>DATE and TIME: yyyy-mm-dd hh:mm:ss.</p> |
| SOURCE | <p>Source of the infraction—name in the Users table. Source is actually the username. If you enter source without a start-time or end-time, all infractions are shown.</p> <p>VARCHAR(16): 1–16 ASCII characters.</p> |
| AUTO-REFRESH | <p>Specifies whether to display cached data on the screen.</p> <p>CHAR(1): Y/N (Default = Y).</p> <p>Y—Queries the database for the most current data.</p> <p>N—Queries the database for the most current data only if the cached data is unavailable.</p> |
| DISPLAY | <p>Specifies what token information to display on the screen.</p> <p>VARCHAR(1024): 1–1024 (Default = all tokens are displayed). Permitted values are any valid token that can be shown for this command. Multiple tokens can be entered by separating with a comma.</p> |
| LIMIT | <p>Specifies the number of rows to display on the screen.</p> <p>INTEGER: 1–100000000 (Default = 100000000).</p> <p>Note The actual maximum number of rows displayed is currently lower than 100000000 due to software limitations.</p> |
| ORDER | <p>Specifies whether to display data on the screen in a sorted order.</p> <p>VARCHAR(1024): 1–1024 (Default = all rows are displayed). Permitted values are any valid token that can be shown for this command. Multiple tokens can be entered by separating with a comma.</p> |
| START-ROW | <p>Specifies to begin displaying data on the screen at a specific row.</p> <p>INTEGER: 1–100000000 (Default = 1).</p> |

Users

The User (user) command identifies each user with the designated command level in the Security Level (securitylevels) table. The system administrator enters the command level for each user.

Table Name: SECURITYLEVELS

Table Containment Area: OAMP

Command Types

Show, add, change, and delete

Examples

```
show user name=john smith;
add user name=john smith; command-level=1;work-groups=thisworkgroup, thatworkgroup;
```



Note

As of Release 4.5, setting a user password is done in one step by using the new mandatory password token in the add user command. For example:

```
add user name=UserABC;command_level=9;warn=5;days-valid=50;shell=CLI;password=secret01;
```



Note

```
change user name=john smith; command-level=5;
```

To change a user's shell, delete the user and re-add specifying **shell=maint** or **cli**. To change a password, use the **reset password** command. See the [Password](#) section for more information.

As of Release 4.5, it is possible to change user attributes days-valid and warn by using the change user command. For example:

```
change user name=john; command-level=5;warn=1;
change user name=john; command-level=5;warn=2;days-valid=45;
change user name=john; command-level=1;days-valid=4;
```

```
delete user name=john smith;
```

Usage Guidelines

Primary Key Token(s): name

Add Rules:

- user must not exist in the User table.
- name and command-level must both be entered in the add command.
- password must be entered.

Change Rules: User must exist in the User table. Name and command-level must both be entered in the change command.

Delete Rules: User must exist in the User table.



Note

A user's actual password is stored in the Cisco BTS 10200 Softswitch EMS. It is not included here. A new user is not prompted to change a new password at first login. Users must change their password themselves at first login. Thereafter, they enter that password upon login to the EMS.

Syntax Description

| | |
|--------------------------|--|
| * COMMAND-LEVEL | User command level, entered into the system by the system administrator. This token is optional for the show command; it is mandatory for the add and change commands. NUMERIC: 1–10. |
| * NAME | Primary key. Username, entered into the system by the system administrator. VARCHAR(16): 1–16 ASCII characters. |
| * PASSWORD (Release 4.5) | User password. See the Password section for user password creation requirements. VARCHAR(12): 6–12 ASCII characters. |
| AUTO-REFRESH | Specifies whether to display cached data on the screen. Valid only for the show command. CHAR(1): Y/N (Default = Y). Y—Queries the database for the most current data. N—Queries the database for the most current data only if the cached data is unavailable. |
| DAYS-VALID | Number of days a password is valid. NUMERIC: 0–364 (Default = 30). |
| DISPLAY | Specifies what token information to display on the screen. Valid only for the show command. VARCHAR(1024): 1–1024 (Default = all tokens are displayed). Permitted values are any valid token that can be shown for this command. Multiple tokens can be entered by separating with a comma. |
| FIRST | Not provisionable. Indicates whether an account has been used more than once. On a second login, the “true” indicator of a new account is changed to “false.” CHAR(1): T/F (Default = T). |
| LIMIT | Specifies the number of rows to display on the screen. Valid only for the show command. INTEGER: 1–100000000 (Default = 100000000). Note The actual maximum number of rows displayed is currently lower than 100000000 due to software limitations. |
| ORDER | Specifies whether to display data on the screen in a sorted order. Valid only for the show command. VARCHAR(1024): 1–1024 (Default = all rows are displayed). Permitted values are any valid token that can be shown for this command. Multiple tokens can be entered by separating with a comma. |

| | |
|--|---|
| SHELL | <p>Specifies the type of interface for the user. This token is valid only for the add command. Delete and then re-add the user to change the type of shell.</p> <p>VARCHAR(5): CLI or MAINT (Default = CLI).</p> <p>CLI—User interface for entering commands and their parameters in command-line format. A user must log in to the active EMS. The session terminates if it is idle for a provisionable number of minutes (see the idle-time parameter in the Session table, default = 30 minutes) or if there is an EMS switchover from active to standby. This shell displays the CLI> prompt.</p> <p>MAINT—Maintenance interface for CLI commands that does not time out or disconnect on switchover. This shell can be used, when necessary, for maintenance and recovery purposes. The MAINT user can login to either the active or standby EMS. This interface displays a prompt based on the username, rather than a CLI> prompt.</p> |
| <div data-bbox="706 714 747 756"></div> <div data-bbox="665 756 1524 892"> <p>Caution The MAINT shell is not intended for normal provisioning activities. Use it only if the CLI shell is unusable in a maintenance or recovery scenario. An unattended MAINT session does not autodisconnect.</p> </div> | |
| START-DATE | <p>Not provisionable. Specifies the date the account was first used. Used to track and age idle accounts.</p> <p>DATE: YYYY-MM-DD.</p> |
| START-ROW | <p>Specifies to begin displaying data on the screen at a specific row. Valid only for the show command.</p> <p>INTEGER: 1–100000000 (Default = 1).</p> |
| WARN | <p>Number of days before password expiration to start warning the user.</p> <p>NUMERIC: 0–10 (Default = 4).</p> |

WORK-GROUPS

Logical collection of commands created by the service provider. Valid only for the change command.

Use the equal sign (=) to add a user to a work-group for the first time, or to replace all existing workgroups of that user with one or more new workgroups.

A plus sign (+) before the work-group name adds one or more workgroups to an existing user via the change command. This does not replace any already existing workgroups.

A minus sign (–) before the work-group name removes one or more workgroups from an existing user via the change command.

The following examples show the ways to specify values for the work-group token:

- Specifying work-groups = +somewkgrp adds the user somewkgrp to the workgroups.
- Specifying work-groups = -someoldwkgrp deletes the user someoldwkgrp from the work-groups.
- Specifying work-groups = somenewworkgroup either adds somenewworkgroup for the first time, or replaces any previously existing work-groups with somenewworkgroup.

Note The plus or minus sign is not allowed when adding a new user. Use the plus or minus sign only with the change command.

VARCHAR(64): 1–64 ASCII characters.



CHAPTER 16

Session Manager

Revised: July 24, 2009, OL-3743-42

The Session Manager (SMG) user management tool tracks the session clients (users) that have logged in to the Cisco BTS 10200 Softswitch. The commands listed in this chapter display and control the behavior of users in the system. For example, when user *wilmer7* logs in to the system, the SMG assigns a terminal ID to the user. A terminal ID is similar in concept to a UNIX terminal port. This terminal ID is then used in the commands below. It allows a service provider to force users off the system during a maintenance procedure such as a database backup.

The SMG supports a craft command interface by messages. These can be incorporated into a RequestManager implementation for use in the Cisco BTS 10200 Softswitch commands. This allows a craft to control the operations of the SMG.



Note

In this chapter, an asterisk preceding a token name means the token is mandatory. A token without an asterisk is optional.

Session Management Activity Commands

This section describes the session management activity commands.

Note The **block session terminal** command is not supported during a maintenance (MNT) session. All other block and unblock commands are only available during a MNT session. Mode is for the entire EMS and not just for a specific session.

Command Types

The supported commands are as follows:

- **show**—The interface supports a query listing all terminals in the system. The SMG returns a list of currently defined terminals. It allows the service provider to differentiate the list based on a user ID. If the terminal is not listed, all terminals are shown. The asterisk wildcard (*) is not supported.

```
show session terminal={1-32 characters}
show session terminal={4-5 characters} (Release 4.5.1)
show block-information (Release 4.5.1)
```

- **block**—This command requires a single terminal ID. The terminal is then blocked and a notification is sent to the terminal to suspend all further operation. The state of the specified terminal is changed to *blocked*.

```
block session [terminal={1-32 characters}]
block session [terminal | user | type=#]; (Release 4.5.1)
block session mode = MAINTENANCE | UPGRADE (Release 4.5.1)
block session < type | user> =#; [ level=PROVISION | COMPLETE ] (Release 4.5.1)
```

**Caution**

If the terminal type of a terminal is associated with either an FTP or SNMP application (such as type=ftp or type=snmp), the FTP or SNMP application is blocked as well.

- **change**—This command requires the idle-time token. See the syntax description for its properties.

```
change session idle-time=20;
```

- **unblock**—This command requires a single terminal ID. The terminal is then unblocked and notification is sent to the terminal for the user to resume normal operation. The state of the specified terminal is changed to *unblocked*.

```
unblock session [terminal={1-32 characters}]
unblock session [terminal | type | user] (Release 4.5.1)
unblock session (Release 4.5.1)
unblock session <type | user> =#; (Release 4.5.1)
```

- **stop**—This command requires a single terminal ID. The selected terminal is then notified to terminate and its associated terminal definition in the SMG is removed.

```
stop session [terminal={1-32 characters}]
stop session [terminal={4-52 characters}] (Release 4.5.1)
```

**Note**

The **stop**, **block**, and **unblock** commands cannot be executed on the terminal from which the command was entered.

**Note**

Command information in square brackets ([]) is mandatory. There is no mandatory information for the show command.

Command information in curly braces ({ }) is optional.

Examples

```
show session
stop session terminal=USR5
block session terminal=USR5
unblock session terminal=USR5
change session idle-time=20;
```


| Syntax Description | | |
|--------------------|-----------------------|--|
| | *IDLE-TIME | This token defines the number of minutes that a user can be idle on the CLI interface before being automatically logged off the Cisco BTS 10200 Softswitch. INTEGER: 10–30 (Default = 30). |
| | MODE (Release 4.5.1) | Mandatory for the block and unblock commands as of Release 4.5.1. Specifies the operator mode. VARCHAR(12): 1–12 ASCII characters. Permitted values are: MAINTENANCE—Regular maintenance window UPGRADE—Upgrade |
| | TERMINAL | Mandatory for the stop command. Terminal id. VARCHAR(5) 4–5 ASCII characters. |
| | TYPE (Release 4.5.1) | Mandatory for the block and unblock commands as of Release 4.5.1. Blocks or unblocks sessions based on type definition. Must be used in conjunction with the user token. Valid only for the block or unblock command. VARCHAR(6): 1–6 ASCII characters. Permitted values are: ALL—all sessions with type CLI, CORBA, FTP, or SNMP are blocked CLI—all sessions with type CLI are blocked CORBA—all sessions with type CORBA are blocked FTP—all sessions with type FTP are blocked SNMP—all sessions with type SNMP are blocked Note MNT is never blocked. |
| | USER (Release 4.5.1) | Mandatory for the block and unblock commands as of Release 4.5.1. Specifies whether one or all users are blocked or unblocked. Must be used in conjunction with the type token. Valid only for the block or unblock command. VARCHAR(16): 1–16 ASCII characters. Permitted values are: <name>—Block or unblock sessions by of a specific user name. suppose <%>—Block or unblock all users. For example, user=% blocks or unblocks all users. |
| | LEVEL (Release 4.5.1) | Specifies the block level. Valid only for the block or unblock command. VARCHAR(10): 1–10 ASCII characters (Default = complete). Permitted values are: PROVISION—All provisioning commands are blocked (change, delete, add, clear, sync, audit, reset, stop, and start) COMPLETE—All commands are blocked. |



CHAPTER 17

Simple Network Management Protocol

Revised: July 24, 2009, OL-3743-42

This chapter describes the tables and commands pertaining to the Simple Network Management Protocol (SNMP) in the Cisco BTS 10200 Softswitch.



Note

In this chapter, an asterisk preceding a token name means the token is mandatory. A token without an asterisk is optional.

Simple Network Management Protocol Community

The Simple Network Management Protocol (SNMP) Agent uses the SNMP Community (snmpcommunity) table using the snmpconfig command to:

- manually block particular IP addresses (or hostnames) due to abuse, unauthorized access, or access attempts using the SNMP blocking command. In addition, if the Agent detects what appear to be multiple failed attempts from a particular source, it automatically blocks that source IP address, or hostname. To unblock either the manual or automatically blocked hosts, the blocked entries from this table must be manually deleted.
- configure settings for conformance to RFC 1213 using the MIB to System (MIB2SYS) configuration command.
- couple or decouple the SNMP Agent to the Sun Solaris SNMP subagent using the SNMP setting command.
- stores community strings for SNMP agents, which can be modified using the snmpconfig command. A community string is a password-like variable used for Cisco BTS 10200 Softswitch SNMP Agent access.

At installation, this table is initially provisioned with the value PUBLIC for both the READCOMMUNITY and WRITECOMMUNITY tokens. Service providers can delete either value and specify their own value(s). During upgrades, whatever values are in these tables are maintained. READCOMMUNITY and WRITECOMMUNITY are case insensitive. The PUBLIC value is case sensitive.

Table Name: SNMPCOMMUNITY

Table Containment Area: OAMP

Command Types Show, add change and delete

Examples

Block Command Examples:

```
show snmpconfig type=MANUALBLOCKED
show snmpconfig type=AUTOBLOCKED
add snmpconfig type=MANUALBLOCKED; value=hostnameABC
add snmpconfig type=MANUALBLOCKED; value=192.168.1.192
delete snmpconfig type=MANUALBLOCKED; value=hostnameABC
delete snmpconfig type=AUTOBLOCKED; value=hostnameABC
```

MIB2SYS Command Examples:

```
show snmpconfig type=MIB2SYS; value=sys_name;
add snmpconfig type=MIB2SYS; value=sys_name;
change snmpconfig type=MIB2SYS; value=sys_location; value1=Cisco Systems
delete snmpconfig type=MIB2SYS; value=sys_name;
```

Setting Command Examples:

```
show snmpconfig type=SETTING;
add snmpconfig type=SETTING; value=COUPLE_SUN_AGENT;
delete snmpconfig type=SETTING;
```

Store Command Examples:

```
show snmpconfig type=readcommunity
show snmpconfig type=writecommunity
add snmpconfig type=readcommunity; Value=whateverreadvalue
add snmpconfig type=writecommunity; Value=whateverwritevalue
delete snmpconfig type=readcommunity; Value=whateverreadvalue
delete snmpconfig type=writecommunity; Value=whateverwritevalue
```

Usage Guidelines Primary Key Token(s): type, value

Add Rules: None.

Delete Rules: None.

Syntax Description

| | |
|---------|---|
| * TYPE | <p>Primary key. Mandatory for show, add, change and delete. Type of blockage.</p> <p>VARCHAR(64): 1–64 ASCII characters. Permitted values are:</p> <p>AUTOBLOCKED—SNMP Agent detects what it perceives are suspicious sources trying to access the system.</p> <p>MANUALBLOCKED—Operator manually blocks a source from accessing the system using SNMP.</p> <p>MIB2SYS—MIB2 definition.</p> <p>SETTING—Setting using the add command couples Agents; setting using the delete command uncouples Agents.</p> <p>READCOMMUNITY—Variable to read agent data.</p> <p>WRITECOMMUNITY—Variable to set agent data.</p> |
| * VALUE | <p>Mandatory for add, change and delete. Valid for commands: show, add, change and delete. Primary key. IP Address or hostname of the blocked source.</p> <p>VARCHAR(64): 1–64 ASCII characters.</p> <p>Actual value of a community string. Valid only if type=READCOMMUNITY or WRITECOMMUNITY.</p> <p>SYS_NAME—System name. Valid only if type=MIB2SYS.</p> <p>SYS_CONTACT—System contact. Valid only if type=MIB2SYS.</p> <p>SYS_LOCATION—System location. Valid only if type=MIB2SYS.</p> <p>COUPLE_SUN_AGENT—Couples the Cisco BTS 10200 Softswitch SNMP Agent with the Sun SNMP Agent. Valid only if type=SETTING. Use underscores (_) for this value. Do not use hyphens (-).</p> |
| KEY1 | <p>Valid for Commands: show, add, change and delete. Used to specify a privilege level similar to the CLI noun privilege level. This is required when accessing “status” command branches for the SNMP MIB such as when accessing statuses of a media gateway, Call Agent, and so forth. See the Command Level section in the Security chapter for more information.</p> <p>VARCHAR (14): 1–14 ASCII characters. Permitted value is COMMAND-LEVEL.</p> |
| VALUE1 | <p>Valid for commands: show, add, change and delete. Used to further define the type and value tokens. Defined by service provider.</p> <p>VARCHAR(64): 1–64 ASCII characters.</p> |

Simple Network Management Protocol Trap Destination

The Simple Network Management Protocol (SNMP) Agent uses the SNMP Trap Destination (snmptrapdest) table to send traps to the network management systems (NMSs) listed in the table. This provides the SNMP Agent with a persistent list of NMSs to send SNMP traps to. When performing trap retransmission, valid destination addresses must be provisioned here.

Table Name: SNMPTRAPDEST

Table Containment Area: EMS

Command Types

Show, add, change, and delete

Examples

```
show snmptrapdest;
add snmptrapdest; trapdestaddress=190.10.100.199; trapdestport=162;
change snmptrapdest trapdestindex=1; trapdestport=16222;
delete snmptrapdest trapdestindex=1;
```

Usage Guidelines

Primary Key Token(s): trapdestindex

Add Rules: None.

Change Rules: None.

Delete Rules: None.

| | |
|-------------------------------------|--|
| *TRAPDESTADDRESS | IP address, or host name, of the NMS machine. VARCHAR(15): 7–15 ASCII characters in formats ranging from: n.n.n.n to nnn.nnn.nnn.nnn. |
| *TRAPDESTPORT | Port number to which the NMS machine is listening for incoming traps. INTEGER: 1–65535. |
| TRAPDESTINDEX | Primary Key. Mandatory for change and delete. Index into the table. INTEGER: 1–4294967296. |
| TRAPDEST COMMUNITY (Not used) | Community name associated with the trap to be sent to the NMS. VARCHAR(64): 1–64 ASCII characters. |
| TRAPDESTOWNER (Not used) | Owner of this NMS. VARCHAR(64): 1–64 ASCII characters. |
| TRAPDESTSTATUS (Not used) | Status state of this entry. INTEGER: 1–6. |

| | |
|--------------|---|
| FILTERTYPES | <p>Specifies which subsystem events to filter on, or permit to be sent to, this address. Used in combination with FILTERLEVELS to provide a granular filter for traps from the SNMP Agent side.</p> <p>VARCHAR(12) 1–12 ASCII characters. Permitted values are:</p> <p>BILLING</p> <p>CALLP</p> <p>CONFIG</p> <p>DATABASE</p> <p>MAINTENANCE</p> <p>OSS</p> <p>SECURITY</p> <p>SIGNALING</p> <p>STATISTICS</p> <p>SYSTEM</p> <p>AUDIT</p> |
| FILTERLEVELS | <p>Specifies which event levels to filter on, or permit to be sent to, this address. Used in combination with FILTERTYPES to provide a granular filter for traps from the SNMP Agent side.</p> <p>VARCHAR(8) 1–8 ASCII characters. Permitted values are:</p> <p>DEBUG</p> <p>INFO</p> <p>WARNING</p> <p>MINOR</p> <p>MAJOR</p> <p>CRITICAL</p> |



CHAPTER 18

Transactions

Revised: July 24, 2009, OL-3743-42

This chapter describes the following Cisco BTS 10200 Softswitch transaction commands:

- Transaction Queue
- Queue Throttle



Note

In this chapter, an asterisk preceding a token name means the token is mandatory. A token without an asterisk is optional.

Transaction Queue

The Transaction Queue (transaction-queue) table allows users to view and delete entries in a transaction-queue, if any exist. The Transaction Queue table tracks updates into the database, as well as into the shared memory of the Call Agent and Feature Servers. Entries should never remain in the transaction-queue for more than a few seconds, unless an Element Management System (EMS), Call Agent (CA), or Feature Server (FS) is in an error state. In the case of an error state, the Transaction Queue table continues to store entries for later updates.

Table Name: TRANSACTION-QUEUE

Table Containment Area: OAMP

Command Types

Show and delete

Examples

```
show transaction-queue target=CA146
delete transaction-queue target=CA146 transaction-id=<id>
```



Caution

Only a operator of “ciscouser” authority can execute a delete transaction-queue command. No other user can execute this command. Contact the Cisco Technical Assistance Center for assistance. (Release 4.5)

The delete transaction-queue command causes a database inconsistency. Contact the Cisco Technical Assistance Center to determine usage necessity.

**Note**

The **transaction-id** parameter enables you to delete only one transaction at a time from the transaction_queue table. Note that to delete an entry from the transaction-queue, you should login as **ciscouser**.

If there are thousands of entries stuck in the transaction queue, it is recommended to flush all the entries from Oracle after logging in as **oamp** user.

Usage Guidelines

Primary Key Token(s): transaction-id, target

Delete Rules: Transaction-queue must exist; must specify a target.

Syntax Description

| | |
|---------------|--|
| ACTIVE-TARGET | System generated. Specifies whether the target is in an active or standby state. CHAR(1): Y/N (Default = Y). Y—Target is in an active state. N—Target is in a standby state. |
| SEQUENCE-NUM | System generated. Numerical representation of the order of the statement in the transaction. INTEGER: 0–nnn, where nnn represents the number of the transaction in the queue. |
| STATEMENT | System generated. Oracle and DBM SQL statement applied to the transaction. VARCHAR(4000). |
| AUTO-REFRESH | Specifies whether to display cached data on the screen. Valid only for the show command. CHAR(1): Y/N (Default = Y). Y—Queries the database for the most current data. N—Queries the database for the most current data only if the cached data is unavailable. |
| DISPLAY | Specifies what token information to display on the screen. Valid only for the show command. VARCHAR(1024): 1–1024 (Default = all tokens are displayed). Permitted values are any valid token that can be shown for this command. Multiple tokens can be entered by separating with a comma. |
| LIMIT | Specifies the number of rows to display on the screen. Valid only for the show command. INTEGER: 1–100000000 (Default = 100000000). Note The actual maximum number of rows displayed is currently lower than 100000000 due to software limitations. |

| | |
|-----------|---|
| ORDER | <p>Specifies whether to display data on the screen in a sorted order. Valid only for the show command.</p> <p>VARCHAR(1024): 1–1024 (Default = all rows are displayed). Permitted values are any valid token that can be shown for this command. Multiple tokens can be entered by separating with a comma.</p> |
| START-ROW | <p>Specifies to begin displaying data on the screen at a specific row. Valid only for the show command.</p> <p>INTEGER: 1–100000000 (Default = 1).</p> |

| | |
|----------------------|---|
| STATUS (Release 4.5) | <p>Status of the transaction.</p> <p>VARCHAR(32): 1-32 ASCII characters. Permitted values are:</p> <p>PENDING - The transaction is queued for execution.</p> <p>ERROR - Got an erroneous response from the TARGET or Request timed out from the OAM.</p> <p>DB_DUPLICATE</p> <p>DB_NOT_FOUND</p> <p>DB_INVALID_ARGS</p> <p>DB_INVALID_DATA</p> <p>DB_OPERATION_FAIL</p> <p>DB_SET_FAIL</p> <p>DB_OUT_OF_MEMORY</p> <p>DB_INVALID_INDEX</p> <p>DB_FREE_INDEX</p> <p>DB_SET_VALIDATE_FAIL</p> <p>ERR_INIT_DEFAULT_BUFFERS</p> <p>ERR_MALLOC_FAILED</p> <p>ERR_UPDATE_INFO_ARR_OVERFLOW</p> <p>ERR_INTERNAL_ERROR</p> <p>ERR_SQL_UPDATE_INFO_ARR_OVERFLOW</p> <p>ERR_INVALID_COL_TYPE</p> <p>ERR_INVALID_TBL_ID</p> <p>ERR_INVALID_ACTION_TYPE</p> <p>ERR_UNKOWN_TABLE_ID</p> <p>ERR_INVALID_TABLE_NAME</p> <p>ERR_COL_VALUE_LIST_MISMATCH</p> <p>ERR_PRIMARY_KEY_SQL_UPDATE</p> <p>ERR_INVALID_COL_NAME</p> <p>ERR_TOO_MANY_FOREIGN_KEYS</p> <p>ERR_INVALID_ENUM_NAME</p> <p>ERR_U8_VALUE_OUT_OF_RANGE</p> <p>ERR_U16_VALUE_OUT_OF_RANGE</p> <p>GENERIC OAM ERROR</p> <p>ERR_NO_REPLY</p> |
| TARGET | <p>Primary Key. ID of the CA, FS, or EMS where the transaction resides.</p> <p>VARCHAR(32): 1-32 ASCII characters. For example: CAnnn, FSPTCnnn, or FSAInnn where nnn is the numeric ID of the target.</p> |

| | |
|------------------------------|---|
| TERMINAL-ID (Release 4.5) | Unique terminal ID for a user. VARCHAR2(32): 1-32 ASCII characters. |
| TIMESTAMP | System generated. Day and time of the transaction. DATE and TIME: YYYY-MM-DD HH:MM:SS. |
| TRANSACTION-ID | System generated. Mandatory for the delete command in Release 4.5.1. Primary key. Transaction number. The numerical value of transaction. The value can be any number larger than 900,000,000,000. The actual value depends on the current system time on the EMS and the time that the command was executed. INTEGER: 12-digit number. |
| USER-ID (Release 4.5) | Unique user id. VARCHAR(32): 1-32 ASCII characters. |

Queue Throttle

The Queue Throttle (queue-throttle) table holds the maximum download capacity used for transaction queuing. Show is the only valid command for this table.

Table Name: QUEUE-THROTTLE

Table Containment Area: OAMP

Command Types

Show

Examples

```
show queue-throttle
```



Note

The response to the show command is “The Queuing Manager is operating within normal parameters. Queuing Manager activity can be suspended using the block session command.”



CHAPTER 19

Translation (Release 4.4)

Revised: July 24, 2009, OL-3743-42

This chapter describes the Cisco BTS 10200 Softswitch Translation Verification command is a diagnostic command that simulates a call from the originator to a specific destination based on dialed digits. The command checks system translations and permits determining if routing will occur as expected without making a call. However, it may be necessary to use both a call trace query and a translation query to determine the routing of a call. If the results of a translate command indicate that a toll-free or local number portability (LNP) call is generated, execute a toll-free or LNP query command. Use the results of the toll-free or LNP query to generate another translation query. For more information regarding using the translation command in troubleshooting, see the *Cisco BTS 10200 Softswitch Troubleshooting Guide*.



Note

The translation verification command may also be referred to in documentation as the translation verification tool (TVT).



Note

In this chapter, an asterisk preceding a token name means the token is mandatory. A token without an asterisk is optional.

Command Types

Translate line, translate trunk

Examples



Caution

```
translate line calling-dn=2189722345; called-dn=8002550005
```

Translate line is not supported for Centrex groups.

```
translate trunk tgn-id= 1; called-dn=7034321234;
```

Usage Guidelines

Foreign key(s): tgn-id

Syntax Description

| | |
|-------------|---|
| * CALLED-DN | Mandatory for line and trunk translation. The called DN. VARCHAR(32): 1–32 ASCII characters in the format: npa-nxx-xxxx. |
| CALLING-DN | Mandatory for line translation. The caller's directory number. VARCHAR(10): 10 digits in the format npaxxxxxxx. |
| TGN-ID | Mandatory for trunk translation. Foreign key: Trunk Group table. Trunk group ID. Use for SS7 and ISDN trunks. INTEGER: 1–99999999. |
| GAP | The generic address parameter. Used for trunk translation. INTEGER(10): 10 numeric digits. |



Appendixes



Configurable Parameters and Values

Revised: July 24, 2009, OL-3743-42

This appendix details the Call Agent and Feature Server configurable parameters and check possible values for Releases 4.1, 4.2, 4.4 and 4.5.



Note

In this appendix, [TCAP](#) means GR-533 format *only*, and AIN0.1 means AIN0.1 *on top of* GR-533 TCAP.

Call Agent and Feature Server Configurable Parameters

[Table A-1](#) shows configurable parameters specific to the Call Agent and Feature Server.

Table A-1 Configurable Parameters for the Call Agent and Feature Server

| Group | Type | Datatype | From-Value | To-Value | CHK-POS-VAL | De-fault | Description |
|-------|---------------------------------------|----------|------------|----------|-------------|--------------------------------------|--|
| AUDIT | AUDIT-LONGTHRESHOLD | INTEGER | 0 | 99999 | N | 24 | The minimum number of hours a trunk must be busy before it is flagged by the long duration CIC audit. |
| AUDIT | TRUNK-AUDIT-INTERVAL (Release 4.4) | INTEGER | 0 | 10 | N | 3 | The interval, in minutes, for auditing SIP trunk groups. An options request is sent to all trunks during periods of inactivity each time this interval is reached. |
| BCM | CODEC-G722-PTIME | INTEGER | 10 | 30 | N | 10 No Default (Release 4.5) | G.722 (or G722) |

Table A-1 Configurable Parameters for the Call Agent and Feature Server (continued)

| Group | Type | Datatype | From-Value | To-Value | CHK-POS-VAL | Default | Description |
|-------|-----------------------|----------|------------|----------|-------------|--------------------------------|---------------------------|
| BCM | CODEC-G723-1A-H-PTIME | INTEGER | 10 | 30 | N | 10 No Default (Release 4.5) | G.723.1A-H (or G723-1A-H) |
| BCM | CODEC-G723-1A-L-PTIME | INTEGER | 10 | 30 | N | 10 No Default (Release 4.5) | G.723.1A-L (or G723-1A-L) |
| BCM | CODEC-G723-1-H-PTIME | INTEGER | 10 | 30 | N | 10 No Default (Release 4.5) | G.723.1-H (or G723-1-H) |
| BCM | CODEC-G723-1-L-PTIME | INTEGER | 10 | 30 | N | 10 No Default (Release 4.5) | G.723.1-L (or G723-1-L) |
| BCM | CODEC-G726-16K-PTIME | INTEGER | 10 | 30 | N | 10 No Default (Release 4.5) | G.726-16K (or G726-16K) |
| BCM | CODEC-G726-24K-PTIME | INTEGER | 10 | 30 | N | 10 No Default (Release 4.5) | G.726-24K (or G726-24K) |
| BCM | CODEC-G726-32K-PTIME | INTEGER | 10 | 30 | N | 10 No Default (Release 4.5) | G.726-32K (or G726-32K) |
| BCM | CODEC-G726-40K-PTIME | INTEGER | 10 | 30 | N | 10 No Default (Release 4.5) | G.726-40K (or G726-40K) |

Table A-1 Configurable Parameters for the Call Agent and Feature Server (continued)

| Group | Type | Datatype | From-Value | To-Value | CHK-POS-VAL | De-fault | Description |
|-------|-----------------------|----------|------------|----------|-------------|------------------------------------|--|
| BCM | CODEC-G728-PTIME | INTEGER | 10 | 30 | N | 10 No Default (Release 4.5) | G.728 (or G728) |
| BCM | CODEC-G729AB-PTIME | INTEGER | 10 | 30 | N | 10 No Default (Release 4.5) | G.729AB (or G729AB) |
| BCM | CODEC-G729B-PTIME | INTEGER | 10 | 30 | N | 10 No Default (Release 4.5) | G.729B (or G729B) |
| BCM | CODEC-G729E-PTIME | INTEGER | 10 | 30 | N | 10 No Default (Release 4.5) | G.729E (or G729E) |
| BCM | CODEC-G729-PTIME | INTEGER | 10 | 30 | N | 10 No Default (Release 4.5) | G.729 (or G729) |
| BCM | CODEC-MOD-DURING-CALL | BOOLEAN | | | N | N (Release 4.1) Y (Release 4.2) | This flag is used by call processing to determine whether to modify the codec used in the first leg of a call to G711 during a multiparty call. The default uses the same codec as the first leg for the new call. |
| BCM | CODEC-PCMA-PTIME | INTEGER | 10 | 30 | N | 10 No Default (Release 4.5) | PCMA (or G.711A or G711A) |

Table A-1 Configurable Parameters for the Call Agent and Feature Server (continued)

| Group | Type | Datatype | From-Value | To-Value | CHK-POS-VAL | De-fault | Description |
|-------|---------------------------|----------|------------|----------|-------------|--------------------------------|--|
| BCM | CODEC-PCMU-PTIME | INTEGER | 10 | 30 | N | 10 No Default (Release 4.5) | PCMU (or G.711U or G711U) (default) |
| BCM | COLLECT-TMR | INTEGER | 30 | 180 | N | 50 | Maximum amount of time, in seconds, the BCM waits for digits to be collected by the media gateway. If digits are not received within the timer value, the call is given partial dial treatment. |
| BCM | CONN-ACK-TMR | INTEGER | 1 | 6 | N | 2 | This timer starts (in seconds) when a call is answered but the bearer path is not established. If the bearer path is not established within the timer value, the call is torn down. |
| BCM | DEFAULT-CODEC-TYPE | STRING | | | Y | PCMU | Default codec type to be used. |
| BCM | DEFAULT-CODEC-TYPE | STRING | | | U | PCMU | Default Codec Type to be used. |
| BCM | DEFAULT-INTL-DIAL-PLAN-ID | STRING | | | N | Default | Default international dial plan ID. The string text <i>default</i> is used as a default international dial plan ID if no other value is provisioned. |
| BCM | DEFAULT-ODR | STRING | | | N | Default | Specifies the default ODR-based route in the Policy ODR table when the received ODR (NPA, NPA-NXX) based match is not found. The string text <i>default</i> is used as a match in the Policy ODR table if no other value is provisioned. |
| BCM | DEFAULT-OFFICE-SERVICE-ID | STRING | | | N | | Specifies the default office-based service ID. |
| BCM | DEFAULT-OLI | INTEGER | 0 | 255 | N | 255 | Valid oli=00–99, 255. |
| BCM | DEFAULT-POP | INTEGER | 1 | 255 | N | 255 | Specifies the default POP for POP-based policy routing. |

Table A-1 Configurable Parameters for the Call Agent and Feature Server (continued)

| Group | Type | Datatype | From-Value | To-Value | CHK-POS-VAL | De-fault | Description |
|-------|--|----------|------------|----------|-------------|----------|---|
| BCM | DEFAULT-QOS-ID | STRING | | | N | Default | Specifies using the default-qos-id to perform codec selection if a subscriber or trunk group is not provisioned with the qos-id. The string text <i>default</i> is used to retrieve the QoS record if no other value is provisioned. |
| BCM | DEFAULT-REGION | STRING | | | N | Default | Specifies using the default-region if the called party number does not match in the Region Profile table or a record with the specified region does not exist. The string text <i>default</i> is used as a match in the Policy Region table if no other value is provisioned. |
| BCM | DEFAULT-SIP-CAUSE-CODE-MAP-ID (Not supported) | STRING | | | N | | Default SIP Cause Code Mapping table. |
| BCM | DEFAULT-SS7-CAUSE-CODE-MAP-ID (Not supported) | STRING | | | N | | Default SS7 Cause Code Mapping table. |
| BCM | DIAL-TONE-TMR | INTEGER | 0 | 32 | N | 16 | Default dial tone timer. |
| BCM | DIGIT-TO-TMR | INTEGER | 30 | 300 | N | 60 | The Digit Timeout Timer is started while requesting digits from the media gateway. If no digits are received before the timer expires, the call is given partial dial treatment, in seconds. |

Table A-1 Configurable Parameters for the Call Agent and Feature Server (continued)

| Group | Type | Datatype | From-Value | To-Value | CHK-POS-VAL | De-fault | Description |
|-------|----------------------------------|----------|------------|----------|-------------|----------|---|
| BCM | E911-CALLED-PARTY-HOLD | BOOLEAN | | | N | Y | <p>When a calling party goes on-hook during a 911 call, this token determines if the calling party is released or not. Default is to send a release to the Tandem switch.</p> <p>Note This token is not checked if the outgoing trunk group for E911 is SIP or ISUP. Use the CLDPTY-CTRL-REL-ALWD token in the Destination table if called party control is required on any outgoing call.</p> |
| BCM | INTL-NO-ANSWER-TMR | INTEGER | 0 | 300 | N | 185 | No answer timer, in seconds, for international calls. |
| BCM | INTL-PIC-REQD | BOOLEAN | | | N | Y | This token specifies if a PIC is required for international calls. |
| BCM | INTL-RE-ANSWER-TMR | INTEGER | 0 | 300 | N | 10 | <p>Reanswer timer for international calls.</p> <p>10 seconds for U.S.</p> <p>120 seconds for international.</p> |
| BCM | IVR-DISC-TIMER (Release 4.5) | INTEGER | 1 | 6 | N | 1 | Maximum time, in seconds, to wait for wait for IVR bearer connection disconnect responses (for example, DLCX ACK) before continuing with the call clearing, routing, or announcement. |
| BCM | IVR-DURATION-TIMER (Release 4.5) | INTEGER | 0 | 60 | N | 30 | Defines the maximum duration, in minutes, of an IVR session. Upon timer expiry, the IVR session is canceled and the call is routed or disconnected per feature requirements. If the timer value is 0, no IVR disconnect procedure is performed until the user hangs up. |
| BCM | LOCAL-NO-ANSWER-TMR | INTEGER | 0 | 300 | N | 185 | No answer timer, in seconds, for local calls. |

Table A-1 Configurable Parameters for the Call Agent and Feature Server (continued)

| Group | Type | Datatype | From-Value | To-Value | CHK-POS-VAL | De-fault | Description |
|-------|-----------------------------|----------|------------|----------|-------------|----------|--|
| BCM | LOCAL-RINGBACK | BOOLEAN | | | N | Y | <p>Used in PacketCable Networks to turn the local ringback option on or off. Checked for only Basic on-net to on-net calls.</p> <p>Note This feature should be turned on for the calling party to receive a local ringback for on-net to on-net calls in a PacketCable network. This feature is different from the “ringback on connection” feature that is provisioned for the MTA in the mgw-profile table.</p> |
| BCM | MAX-REATTEMPT-COUNT | INTEGER | 1 | 10 | N | 5 | Specifies the maximum number of reattempts. |
| BCM | NO-ANSWER-TMR (Release 4.5) | INTEGER | 1 | 300 | N | 185 | <p>If the start-no-answer-tmr is set to Y, the no-answer-tmr, in seconds, is started for all calls.</p> <p>Note For international calls, this timer is started regardless of the start-no-answer-tmr value.</p> |
| BCM | NO-RESP-TMR | INTEGER | 1 | 30 | N | 20 | This timer starts for MGCP and SIP subscribers during the Alerting stage. If an Alerting confirmation is not received within the timer value, in seconds, the call is torn down. |
| BCM | OSI-GUARD-TMR | INTEGER | 1 | 4 | N | 2 | The open switch interval (OSI) guard timer, in seconds, starts once an OSI signal is applied to a termination. The ROH or origination treatment is performed after the expiration of the osi-guard-tmr. |

Table A-1 Configurable Parameters for the Call Agent and Feature Server (continued)

| Group | Type | Datatype | From-Value | To-Value | CHK-POS-VAL | De-fault | Description |
|-------|-------------------------|----------|------------|----------|-------------|----------|--|
| BCM | PST-AFTER-TIMED-RELEASE | BOOLEAN | | | N | Y | After expiration of a time-release-interval, this flag determines the release treatment if the line remains off-hook. If PST is selected, the line receives permanent signal treatment (GR-505 section 4.5). If idle line is selected, the line receives dial tone. Y—Default. Provide PST. N—Idle line. |
| BCM | RE-ANSWER-TMR | INTEGER | 0 | 300 | N | 10 | Reanswer timer for local calls. 10 seconds for U.S. 60 seconds for international. |
| BCM | RECONNECT-TMR | INTEGER | 30 | 185 | N | 65 | When a subscriber hangs up with another call on hold, the subscriber is rung back. The ringing is applied for the duration, in seconds, of this reconnect-tmr. If the subscriber does not answer the call within this time period, the call is torn down. |
| BCM | ROH-TONE-TIMER | INTEGER | 0 | 180 | N | 60 | Defines the amount of time, in seconds, an ROH tone is played to the user. After the timer, the ROH tone is removed. If the timer value is 0, the tone is played forever or until the user hangs up. |
| BCM | SEND-QOS-ERROR | BOOLEAN | | | N | N | Y/N. Specifies whether to send a QoS error. |
| BCM | SSF-TMR | INTEGER | 3 | 30 | N | 20 | The time, in seconds, Call Processing waits for a response from a Feature Server. If the timer expires before a response is received from the Feature Server, or SCP, Call Processing continues with basic default processing. |
| BCM | START-NO-ANSWER-TMR | BOOLEAN | | | N | N | Y/N. Specifies whether to start the no answer timer. |

Table A-1 Configurable Parameters for the Call Agent and Feature Server (continued)

| Group | Type | Datatype | From-Value | To-Value | CHK-POS-VAL | De-fault | Description |
|-------|-----------------------|----------|------------|----------|-------------|----------|--|
| BCM | SUSP-TMR | INTEGER | 0 | 300 | N | 10 | In seconds. When the called party hangs up, the Cisco BTS 10200 Softswitch sends a suspend message to the originating switch and starts the susp-tmr. If the called party picks up the phone before the susp-tmr expires, the call is reconnected. If the phone is not picked up before the susp-tmr expires, the call is released and the Cisco BTS 10200 Softswitch sends a release message to the originating switch. |
| BCM | TEST-CALL-TMR | INTEGER | 0 | 60 | N | 20 | In minutes. The test call timer is used when an IAM is received for a test call. The Cisco BTS 10200 Softswitch starts a test-call-tmr based on the specified value. The call is released when the test-call-tmr expires. |
| BCM | TIME-RELEASE-INTERVAL | INTEGER | 0 | 60 | N | 10 | Controls the time duration (in seconds) of a silence tone when a call is torn down. In case of an invalid dialing, or a dial tone timeout, time-release-interval is used to control the time duration of a silence tone after the announcement is played. If the time-release-interval is 0, then an off-hook warning tone (busy tone) is played immediately. |

Table A-1 Configurable Parameters for the Call Agent and Feature Server (continued)

| Group | Type | Datatype | From-Value | To-Value | CHK-POS-VAL | De-fault | Description |
|-----------|--------------------|----------|------------|----------|-------------|----------|--|
| BCM | TIME-RELEASE-TONE | STRING | | | Y | NO TONE | When the time release procedure is applied, the Cisco BTS 10200 Softswitch checks the time-release-tone values for the tone to play. Valid values for the tone are: NOTONE—No-tone (silence) BT—Busy-tone ROT—Reorder-tone ROH—Receiver-offhook-Warning-tone |
| BCM | TOLL-NO-ANSWER-TMR | INTEGER | 0 | 300 | N | 185 | No answer timer for toll or national calls. |
| BCM | TOLL-RE-ANSWER-TMR | INTEGER | 0 | 300 | N | 10 | Reanswer timer for toll or national calls. 10 seconds for U.S. 90 seconds for international. |
| BCM | TONE-TIMER | INTEGER | 0 | 180 | N | 6 | Defines the amount of tone, in seconds, that is played to a user. After the timer expires, the call is disconnected. However, if the timer value is 0, no disconnect procedure is performed until the user hangs up. |
| CALEA | CALEA-SNMP-SUPP | BOOLEAN | | | N | N | Specifies whether CALEA SNMP support is turned on or off. |
| CALL PARK | CPRK-ANN | INTEGER | | | N | 0 | Specifies whether to play an announcement to a parked party. Provision the announcement ID here to play the announcement. Nonzero indicates the announcement ID. If zero (0) or NULL, no announcement is played. |

Table A-1 Configurable Parameters for the Call Agent and Feature Server (continued)

| Group | Type | Datatype | From-Value | To-Value | CHK-POS-VAL | De-fault | Description |
|-----------|---|----------|------------|----------|-------------|----------|---|
| CALL PARK | CPRK-CLEAR | INTEGER | | | N | 0 | Specifies whether to play a clearing announcement to a parked party after unsuccessful timed recall attempts. Provision the announcement ID here to play the announcement. Nonzero indicates the announcement ID. If zero (0) or NULL, no announcement is played. |
| CALL PARK | CPRK-HC-T1 | INTEGER | 1 | 48 | N | 48 | Specifies the HC-T1 timer timeout value in hours. |
| CALL PARK | CPRK-TIMER | INTEGER | 0 | 360 | N | 60 | Specifies the TCPRK timer timeout value in seconds. |
| CF | HOP-COUNT | INTEGER | 3 | 5 | N | 5 | Specifies the number of HOPs allowed on a call. |
| CLASS | AC-ACTIVATION-LEVEL | STRING | | | Y | ONE | Specifies AC activation levels (one-level, two-level). |
| CLASS | ARAC-ACTIVATION-LEVEL | STRING | | | N | ONE | Specifies AR/AC activation levels (one-level, two-level). |
| CLASS | ARAC-ACTIVATION-TO-ANONYMOUS-DN | BOOLEAN | | | N | N | Specifies AR/AC activation attempt supported by SPCS for anonymous DNs. |
| CLASS | ARAC-ACTIVATION-TO-COIN | BOOLEAN | | | N | N | Specifies AR/AC activation attempt toward a DN match to a coin type line. |
| CLASS | ARAC-ACTIVATION-TO-MLHG | BOOLEAN | | | N | Y | Specifies AR/AC activation attempt toward a DN match to an MLHG line. |
| CLASS | ARAC-ACTIVATION-TO-NON-UNIQUE-DN | BOOLEAN | | | N | N | Specifies whether AR/AC activation attempt is supported by SPCS for nonunique DNs. |
| CLASS | ARAC-INITIAL-QUERY-RESPONSE-TIMER-T5 | INTEGER | | | N | 3 | Specifies the amount of time the OSPCS waits for a response to the initial query. |
| CLASS | ARAC-INTER-BUSY-IDLE-QUERY-DURATION-TIMER-T11 | INTEGER | | | N | 95 | The TSPCS uses this timer to control the active/inactive status of a queued entry with originating scanning. |

Table A-1 Configurable Parameters for the Call Agent and Feature Server (continued)

| Group | Type | Datatype | From-Value | To-Value | CHK-POS-VAL | De-fault | Description |
|-------|--|----------|--------------------------|----------|-------------|----------|--|
| CLASS | ARAC-MAX-6SEC-RINGING-CYCLES | INTEGER | 2 | 5 | N | 4 | The maximum number of 6-second ringing cycles given per application of special ringing. Range is 2–5, typical is 4. |
| CLASS | ARAC-MAX-CONCURRENT-ATTEMPTS | INTEGER | 10 | 30 | N | 30 | The maximum number of concurrent AR/AC activations per customer. |
| CLASS | ARAC-MAX-QUEUE-SIZE | INTEGER | 10 | 20 | N | 15 | The AR/AC attempts maximum queue size for a DN. |
| CLASS | ARAC-MAX-UNANSWERED-RING-APPLICATIONS | INTEGER | 1 | 12 | N | 2 | The maximum number of unanswered, special ringing applications. |
| CLASS | ARAC-MONITORING-TIMER-T6 | INTEGER | 25 | 35 | N | 30 | Controls the amount of time the called party of an AR request is monitored for idle notification in minutes. This timer is initialized when an AC request is accepted and delayed processing begins. If a reactivation occurs, this timer is reinitialized. This timer stops when the AC request is completed or deactivated. See GR 215 or GT 227 for more information. |
| CLASS | ARAC-ORIGINATING-SCAN-RATE | INTEGER | 30 | 90 | N | 60 | Timer to control the frequency at which the OSPCS sends originating scanning in seconds. |
| CLASS | ARAC-OSPCS-OVERALL-MONITOR-TIMER-T10 | INTEGER | 2 | 4 | N | 3 | Maximum amount of continuous time the particular request can be active in OSPCS in hours. |
| CLASS | ARAC-OUTSTANDING-NOTIFICATION-TIMER-T8 | INTEGER | Range is not applicable. | | N | 35 | Specifies the time the TSPCS waits after sending an <i>idle</i> notification to the OSPCS, before rechecking the called line's busy/idle status in seconds. |

Table A-1 Configurable Parameters for the Call Agent and Feature Server (continued)

| Group | Type | Datatype | From-Value | To-Value | CHK-POS-VAL | De-fault | Description |
|-------|--|----------|------------|----------|-------------|----------|--|
| CLASS | ARAC-PERIODIC-SCAN-RATE | INTEGER | 5 | 30 | N | 30 | Periodic scan rate if the SPCS performs periodic scanning of called/calling party's line. Range is in seconds in intervals of 5 seconds. |
| CLASS | ARAC-QUEUEING-SUPPORTED | BOOLEAN | | | N | Y | Specifies whether AR/AC terminating SPCS support for queue call from originating SPCS is supported. |
| CLASS | ARAC-RESUME-SCANNING-THRESHOLD-TIME | INTEGER | 0 | 7 | N | 5 | This threshold is used after comparing with the Monitor timer (T6) by OSPCS to determine whether to resume scanning, in minutes. |
| CLASS | ARAC-RESUME-SCANNING-TIMER-T2 | INTEGER | 3 | 12 | N | 5 | Specifies the amount of time the OSPCS waits to resume scanning after a calling party does not answer a special ringing, in minutes. |
| CLASS | ARAC-SUB-QUERY-RESPONSE-TIMER-T9 | INTEGER | 1 | 5 | N | 3 | Specifies the amount of time the OSPCS waits for responses from the TSPCS to any query other than the initial query, in seconds. |
| CLASS | ARAC-TERMINATING-SCANNING-MONITOR-TIMER-T7 | INTEGER | 0 | 30 | N | 30 | Specifies the amount of time the TSPCS does terminating scanning, in minutes. |
| CLASS | ARAC-TERMINATING-SPCS-SCAN-ALLOW | BOOLEAN | | | N | Y | Specifies whether terminating SPCS support for scanning is allowed. |
| CLASS | ARAC-TSPCS-OVERALL-MONITOR-TIMER-T10 | INTEGER | 2 | 4 | N | 3 | The terminating SPCS overall monitoring timer is by the terminating SPCS to determine the maximum amount of time, in hours, that an AC request can remain in the queue. This timer is initialized at the terminating SPCS when a call is accepted for queueing. This timer stops when the AC request is deactivated or completed. See GR 215 or GR 227 for more information. |

Table A-1 Configurable Parameters for the Call Agent and Feature Server (continued)

| Group | Type | Datatype | From-Value | To-Value | CHK-POS-VAL | De-fault | Description |
|-------|--|----------|------------|----------|-------------|----------|---|
| CLASS | AR-ANNOUNCEMENT-RESPONSE-TIMEOUT-COUNTER (Release 4.4.1) | INTEGER | 1 | 3 | N | 2 | The number of times an announcement response timeout can occur after a customer has received dialing instructions. The SPCS allows a client company to set the value of this item to an integer between 1 and 3, with a suggested value of 2. The timeout counter is initialized to 0 when the customer first accesses the feature. The counter is incremented each time the customer fails to enter any input within the timeout interval. The timeout counter is not initialized or incremented if an invalid digit is specified by the customer. |
| CLASS | AR-ANNOUNCEMENT-RESPONSE-TIMER-TANC (Release 4.4.1) | INTEGER | 1 | 10 | N | 7 | This is a client-settable timer used during two-level AR activation. This timer is initialized when the SPCS prompts a customer to enter information in response to a DN voiceback announcement. If the Announcement Response timer expires, the SPCS increments the announcement response timeout counter and provides the AR activation prompt again. |

Table A-1 Configurable Parameters for the Call Agent and Feature Server (continued)

| Group | Type | Datatype | From-Value | To-Value | CHK-POS-VAL | De-fault | Description |
|-------|--|----------|------------|----------|-------------|------------|--|
| CLASS | AR-DN-VOICEBACK-OPTION (Release 4.4.1) | INTEGER | 1 | 14 | N | All digits | <p>Specifies if the complete DN, only the NPA, or only the NPANXX is included in a DN voiceback announcement. This includes all or part of the DN of the last incoming call, provided the DN is available and is not marked anonymous. The customer hears the NPA, NPA-NXX, or NPANXX-XXXX of the DN depending on the client company selection for the DN voiceback option. The DN voiceback option can have the following values:</p> <ul style="list-style-type: none"> • Voiceback the complete DN • Voiceback the NPA • Voiceback the NPA-NXX |
| CLASS | AR-INVALID-DIGIT-COUNTER (Release 4.4.1) | INTEGER | 1 | 3 | N | 2 | <p>The number of times a customer can specify an invalid action after dialing instructions are provided. The SPCS allows a client company to set the value of this item to an integer between 1 and 3, with a suggested value of 2. The invalid digit counter is initialized to 0 when the customer first accesses the feature. The counter is incremented each time the customer enters an invalid digit. The invalid digit counter is not initialized or incremented if announcement response timeout occurs.</p> |
| CLASS | AR-NAME-VOICEBACK-OPTION (Release 4.4.1) | BOOLEAN | | | N | N | <p>Used to configure a name voiceback option for the AR feature. If set to Y, the name is voiced back if available.</p> |
| COS | ACCT-CODE-PROMPT-DELAY (Release 4.5) | INTEGER | 0 | 1000 | N | 0 | <p>Used to introduce a delay, in milliseconds, before playing a prompt for an account code.</p> |

Table A-1 Configurable Parameters for the Call Agent and Feature Server (continued)

| Group | Type | Datatype | From-Value | To-Value | CHK-POS-VAL | De-fault | Description |
|----------|---|----------|------------|----------|-------------|----------|---|
| COS | ACCT-CODE-PROMPT-TIMEOUT (Release 4.5) | INTEGER | 0 | 16 | N | 0 | Used to prompt a timeout for an account code. 0 means no timeout. |
| COS | ACCT-CODE-PROMPT-TONE (Release 4.5) | STRING | | | L | SDL | Prompt an account code tone. Permitted values are: DL—dial tone MWI—message waiting indicator SDL (Default)—stutter dial tone) SL—stutter dial tone CF—confirm tone P—prompt tone |
| COT | COT-ACTIVATION-LEVEL (Release 4.5) | STRING | | | U | ONE | Specifies the COT activation levels (one-level, two-level). |
| CWD/TWCD | FEATURE-RECONNECT-TMR (Release 4.5) | INTEGER | 3 | 30 | N | 10 | Reconnect timer, in seconds, used by the Call Waiting and Three-Way Call features. When a subscriber is connected to a reorder tone or announcement, the user is automatically reconnected to the previous call state after the specified period. |
| EMG | EMG-SUSPEND-TMR (Release 4.5) | INTEGER | 0 | 3600 | N | 2700 | Suspend timer for Emergency calls in seconds. If 0, no timer is invoked. |
| ENUM | ENUM-QUERY-RESPONSE-TIMER (Release 4.5) | INTEGER | 1 | 6 | N | 1 | Used when querying an ENUM server. If no response is received within the specified period, the ENUM query is abandoned and the call continues as if the dialed number did not require IP routing. |
| ENUM | ENUM-QUERY-RETRY-COUNT (Release 4.5) | INTEGER | 1 | 6 | N | 1 | The number of times to retransmit after a enum-query-response-timer timeout. |

Table A-1 Configurable Parameters for the Call Agent and Feature Server (continued)


| Group | Type | Datatype | From-Value | To-Value | CHK-POS-VAL | De-fault | Description |
|-------|---|--|------------|----------|-------------|----------|---|
| FSAIN | FSAIN-SIG-TOS-LOWDELAY | BOOLEAN | | | N | Y | Specifies whether to set low delay. Low delay refers to the waiting time, or latency involved in sending and receiving a packet. TOS provides an indication of the abstract parameters of the quality of service desired. These parameters are used to guide the selection of the actual service parameters when transmitting a datagram through a particular network. See RFC 1349, RFC 791, and RFC 795 for detailed information. |
| |  Caution | Cisco does not recommend using any value other than the specified default. Changing this value from its default may significantly impact network performance. Contact Cisco TAC for further information. | | | | | |
| | | | | | | | Y—(1) Set to low delay. N—(0) Set to normal delay. |
| | | | | | | | Note If you prefer to use DSCP values, derive the appropriate TOS values using the DSCP/TOS mapping information in Appendix H, “Data Values for TOS, DSCP, and PHB Parameters.” |

Table A-1 Configurable Parameters for the Call Agent and Feature Server (continued)


| Group | Type | Datatype | From-Value | To-Value | CHK-POS-VAL | De-fault | Description |
|-------|---|---|------------|----------|-------------|----------|---|
| FSAIN | FSAIN-SIG-TOS-PRECEDENCE | INTEGER | 0 | 7 | N | 3 | <p>This token specifies which IP precedence to use for the FSAIN signaling stream. TOS provides an indication of the abstract parameters of the quality of service desired. These parameters are used to guide the selection of the actual service parameters when transmitting a datagram through a particular network. IP precedence utilizes the 3 precedence bits in the type of service (TOS) field in the IP header to specify a class of service assignment for each IP packet. See RFC 1349, RFC 791, and RFC 795 for detailed information</p> <p>Values are:</p> <p>NETCONTROL (=7) INTERNETCONTROL (=6) CRITICAL (=5) FLASHOVERRIDE (=4) FLASH (=3, Default) IMMEDIATE (=2) PRIORITY (=1) ROUTINE (=0)</p> <p>Note If you prefer to use DSCP values, derive the appropriate TOS values using the DSCP/TOS mapping information in Appendix H, “Data Values for TOS, DSCP, and PHB Parameters.”</p> |
| |  Caution | <p>Cisco does not recommend using any value other than the specified default. Changing this value from its default may significantly impact network performance. Contact Cisco TAC for further information.</p> | | | | | |

Table A-1 Configurable Parameters for the Call Agent and Feature Server (continued)


| Group | Type | Datatype | From-Value | To-Value | CHK-POS-VAL | De-fault | Description |
|-------|---|--|------------|----------|-------------|----------|--|
| FSAIN | FSAIN-SIG-TOS-RELIABILITY | BOOLEAN | | | N | N | Specifies whether to set reliability. Reliability refers to the dependability of packet delivery. TOS provides an indication of the abstract parameters of the quality of service desired. These parameters are used to guide the selection of the actual service parameters when transmitting a datagram through a particular network. See RFC 1349, RFC 791, and RFC 795 for detailed information. |
| |  Caution | Cisco does not recommend using any value other than the specified default. Changing this value from its default may significantly impact network performance. Contact Cisco TAC for further information. | | | | | |
| | | | | | | | Y—(1) Set to high reliability. N—(0) Set to normal reliability. |
| | | | | | | | Note If you prefer to use DSCP values, derive the appropriate TOS values using the DSCP/TOS mapping information in Appendix H, “Data Values for TOS, DSCP, and PHB Parameters.” |

Table A-1 Configurable Parameters for the Call Agent and Feature Server (continued)


| Group | Type | Datatype | From-Value | To-Value | CHK-POS-VAL | De-fault | Description |
|-------|---|--|------------|----------|-------------|----------|--|
| FSAIN | FSAIN-SIG-TOS-THROUGHPUT | BOOLEAN | | | N | N | Specifies whether to set throughput. Throughput refers to the actual amount of useful and nonredundant information that is transmitted or processed. Throughput is a function of bandwidth, error performance, congestion, and other factors. TOS provides an indication of the abstract parameters of the quality of service desired. These parameters are used to guide the selection of the actual service parameters when transmitting a datagram through a particular network. See RFC 1349, RFC 791, and RFC 795 for detailed information. |
| |  Caution | Cisco does not recommend using any value other than the specified default. Changing this value from its default may significantly impact network performance. Contact Cisco TAC for further information. | | | | | |
| | | | | | | | Y—(1) Set to high throughput. N—(0) Set to normal throughput. Note If you prefer to use DSCP values, derive the appropriate TOS values using the DSCP/TOS mapping information in Appendix H, “Data Values for TOS, DSCP, and PHB Parameters.” |
| FSPTC | ACCT-CODE-PROMPT-DELAY (Release 4.4.0) | INTEGER | 0 | 1000 | N | 0 | Specifies a delay, in milliseconds, before playing a prompt for an account code. |
| FSPTC | ARAC-ACTIVATION-LEVEL | STRING | | | N | ONE | Specifies AR/AC activation levels (one-level, two-level). |
| FSPTC | ARAC-ACTIVATION-TO-ANONYMOUS-DN | BOOLEAN | | | N | N | Specifies AR/AC activation attempt supported by SPCS for anonymous DNs. |
| FSPTC | ARAC-ACTIVATION-TO-COIN | BOOLEAN | | | N | N | Specifies AR/AC activation attempt toward a DN match to a coin type line. |

Table A-1 Configurable Parameters for the Call Agent and Feature Server (continued)

| Group | Type | Datatype | From-Value | To-Value | CHK-POS-VAL | De-fault | Description |
|-------|---|----------|------------|----------|-------------|----------|--|
| FSPTC | ARAC-ACTIVATION-TO-MLHG | BOOLEAN | | | N | Y | Specifies AR/AC activation attempt toward a DN match to a MLHG line. |
| FSPTC | ARAC-ACTIVATION-TO-NON-UNIQUE-DN | BOOLEAN | | | N | N | Specifies whether AR/AC activation attempt is supported by SPCS for non-unique DNs. |
| FSPTC | ARAC-INITIAL-QUERY-RESPONSE-TIMER-T5 | INTEGER | 1 | 5 | N | 3 | Specifies the amount of time, in seconds, that the OSPCS waits for a response to the initial query |
| FSPTC | ARAC-INTER-BUSY-IDLE-QUERY-DURATION-TIMER-T11 | INTEGER | | | N | 95 | The terminating SPCS uses this timer (in seconds) to control the active/inactive status of a queued entry with originating scanning. A range is not applicable. |
| FSPTC | ARAC-MAX-6SEC-RINGING-CYCLES | INTEGER | 2 | 5 | N | 4 | The maximum number of 6-second ringing cycles given per application of special ringing. |
| FSPTC | ARAC-MAX-CONCURRENT-ATTEMPTS | INTEGER | 10 | 30 | N | 30 | The maximum number of concurrent AR/AC activations per customer. |
| FSPTC | ARAC-MAX-QUEUE-SIZE | INTEGER | 10 | 20 | N | 15 | The AR/AC attempts maximum queue size for a DN. |
| FSPTC | ARAC-MAX-UNANSWERED-RING-APPLICATIONS | INTEGER | 1 | 12 | N | 2 | The maximum number of unanswered, special ringing applications. |
| FSPTC | ARAC-MONITORING-TIMER-T6 | INTEGER | 25 | 35 | N | 30 | This timer parameter controls the total time that the called party of an AR/AC request is monitored for an idle notification. This timer is initialized when an AR/AC request is accepted and delayed processing begins. If a reactivation occurs, this timer is reinitialized. This timer stops when the AR/AC request is completed or deactivated. |
| FSPTC | ARAC-ORIGINATING-SCAN-RATE | INTEGER | 30 | 90 | N | 60 | Timer (in seconds) that controls how frequently the OSPCS sends originating scanning. |

Table A-1 Configurable Parameters for the Call Agent and Feature Server (continued)

| Group | Type | Datatype | From-Value | To-Value | CHK-POS-VAL | De-fault | Description |
|-------|--|----------|------------|----------|-------------|----------|---|
| FSPTC | ARAC-OSPCS-OVERALL-MONITOR-TIMER-T10 | INTEGER | 2 | 4 | N | 3 | This timer parameter is used by the originating SPCS to determine the maximum continuous time the particular request can be in effect for a given customer. This limits the number of times a customer may reactivate an AR/AC request. This timer is initialized when the customer activates the AR/AC feature (that is, when the appropriate access code is received). This timer is not reinitialized when the customer reactivates the AR/AC feature. This timer stops at the originating SPCS when call setup occurs or when the attempt is deactivated. |
| FSPTC | ARAC-OUTSTANDING-NOTIFICATION-TIMER-T8 | INTEGER | | | N | 35 | Specifies the time (in seconds) that the Terminating SPCS waits after sending an idle notification to the OSPCS, before rechecking the called line's busy/idle status. A range is not applicable. |
| FSPTC | ARAC-PERIODIC-SCAN-RATE | INTEGER | 5 | 30 | N | 30 | Periodic scan rate, if the SPCS performs periodic scanning of the called/calling party's line. |
| FSPTC | ARAC-QUEUING-SUPPORTED | BOOLEAN | | | N | Y | Specifies whether AR/AC terminating SPCS support for queue call from originating SPCS is supported. |
| FSPTC | ARAC-RESUME-SCANNING-THRESHOLD-TIME | INTEGER | 0 | 7 | N | 5 | This threshold (in minutes) is used after comparing with the Monitor timer (T6) by OSPCS to determine whether to resume scanning. |
| FSPTC | ARAC-RESUME-SCANNING-TIMER-T2 | INTEGER | 3 | 12 | N | 5 | Specifies the amount of time (in minutes) that the OSPCS waits to resume scanning after a calling party does not answer a special ringing. |

Table A-1 Configurable Parameters for the Call Agent and Feature Server (continued)

| Group | Type | Datatype | From-Value | To-Value | CHK-POS-VAL | De-fault | Description |
|-------|--|----------|------------|----------|-------------|----------|--|
| FSPTC | ARAC-SUB-QUERY-RESPONSE-TIMER-T9 | INTEGER | 1 | 5 | N | 3 | Specifies the amount of time (in seconds) that the OSPCS waits for responses from the TSPCS to any query other than the initial query. |
| FSPTC | ARAC-TERMINATING-SCANNING-MONITOR-TIMER-T7 | INTEGER | 0 | 30 | N | 30 | Specifies the amount of time (in minutes) that the TSPCS does terminating scanning. |
| FSPTC | ARAC-TERMINATING-SPCS-SCAN-ALLOW | BOOLEAN | | | N | Y | Specifies whether terminating SPCS support for scanning is allowed. |
| FSPTC | AR-ACTIVATION-LEVEL | STRING | | | Y | ONE | Specifies AR/AC activation levels (one-level, two-level). |
| FSPTC | ARAC-TSPCS-OVERALL-MONITOR-TIMER-T10 | INTEGER | 2 | 4 | N | 3 | This timer parameter is used by the terminating SPCS to determine the maximum amount of time an AR/AC request can remain in the queue. This timer is initialized at the terminating SPCS when a call is accepted for queuing. This timer stops when the AR/AC request is deactivated or completed. |
| FSPTC | AUTH-CODE-PROMPT-DELAY (Release 4.4.0) | INTEGER | 0 | 1000 | N | 0 | Specifies a delay, in milliseconds, before playing prompt for an authorization code. |
| FSPTC | COT-ACTIVATION-LEVEL | STRING | | | Y | ONE | Specifies COT activation levels (one-level, two-level). |
| FSPTC | CPRK-ANN | INTEGER | | | N | 0 | Specifies whether to play a clearing announcement to a parked party after unsuccessful timed recall attempts. Provision the announcement ID here to play the announcement. Nonzero indicates the announcement ID. If zero (0) or NULL, no announcement is played. |

Table A-1 Configurable Parameters for the Call Agent and Feature Server (continued)

| Group | Type | Datatype | From-Value | To-Value | CHK-POS-VAL | De-fault | Description |
|-------|--|----------|------------|----------|-------------|----------|---|
| FSPTC | CPRK-CLEAR | INTEGER | | | N | 0 | Specifies whether to play a clearing announcement to a parked party after unsuccessful timed recall attempts. Provision the announcement ID here to play the announcement. Nonzero indicates the announcement ID. If zero (0) or NULL, no announcement is played. |
| FSPTC | CPRK-HC-T1 | INTEGER | 1 | 48 | N | 48 | Specifies the HC-T1 timer timeout value in hours. |
| FSPTC | CPRK-TIMER | INTEGER | 0 | 360 | N | 60 | Specifies the TCPRK timer timeout value in seconds. |
| FSPTC | DEFAULT-OCB-PROFILE-ID (Release 4.4.0) | STRING | | | N | | Specifies a default Office-based Outgoing Call Barring (OCB) Profile id. This id is used if the POP-specific ocb-profile-id is not provisioned. |
| FSPTC | EMG-SUSPEND-TMR | INTEGER | 0 | 3600 | N | 2700 | Suspend Timer for Emergency Call (in seconds). If 0, no timer is invoked. |
| FSPTC | FEATURE-RECONNECT-TMR | INTEGER | 3 | 30 | N | 10 | Reconnect timer (in seconds). This timer is used by the CW and TWC features. When a caller is connected to a reorder tone or announcement, the caller is automatically reconnected to their previous call state after the specified timeout period. |

Table A-1 Configurable Parameters for the Call Agent and Feature Server (continued)


| Group | Type | Datatype | From-Value | To-Value | CHK-POS-VAL | De-fault | Description |
|-------|--|----------|------------|----------|-------------|----------|---|
| FSPTC | FSPTC-SIG-TOS-LOWDELAY | BOOLEAN | | | N | Y | Specifies whether to set low delay. Low delay refers to the waiting time, or latency involved in sending and receiving a packet. TOS provides an indication of the abstract parameters of the quality of service desired. These parameters are used to guide the selection of the actual service parameters when transmitting a datagram through a particular network. See RFC 1349, RFC 791, and RFC 795 for detailed information. |
| |  Caution Cisco does not recommend using any value other than the specified default. Changing this value from its default may significantly impact network performance. Contact Cisco TAC for further information. | | | | | | <p>Y—(1) Set to low delay.</p> <p>N—(0) Set to normal delay.</p> <p>Note If you prefer to use DSCP values, derive the appropriate TOS values using the DSCP/TOS mapping information in Appendix H, “Data Values for TOS, DSCP, and PHB Parameters.”</p> |

Table A-1 Configurable Parameters for the Call Agent and Feature Server (continued)


| Group | Type | Datatype | From-Value | To-Value | CHK-POS-VAL | De-fault | Description |
|-------|---|---|------------|----------|-------------|----------|--|
| FSPTC | FSPTC-SIG-TOS-PRECEDENCE | INTEGER | 0 | 7 | N | 3 | <p>This token specifies which IP precedence to use for the FSPTC signaling stream. IP precedence utilizes the 3 precedence bits in the type of service (TOS) field in the IP header to specify a class of service assignment for each IP packet. TOS provides an indication of the abstract parameters of the quality of service desired. These parameters are used to guide the selection of the actual service parameters when transmitting a datagram through a particular network. See RFC 1349, RFC 791, and RFC 795 for detailed information.</p> <p>Values are:</p> <p>NETCONTROL (=7) INTERNETCONTROL (=6) CRITICAL (=5) FLASHOVERRIDE (=4) FLASH (Default = 3) IMMEDIATE (=2) PRIORITY (=1) ROUTINE (=0)</p> <p>Note If you prefer to use DSCP values, derive the appropriate TOS values using the DSCP/TOS mapping information in Appendix H, “Data Values for TOS, DSCP, and PHB Parameters.”</p> |
| |  Caution | <p>Cisco does not recommend using any value other than the specified default. Changing this value from its default may significantly impact network performance. Contact Cisco TAC for further information.</p> | | | | | |

Table A-1 Configurable Parameters for the Call Agent and Feature Server (continued)


| Group | Type | Datatype | From-Value | To-Value | CHK-POS-VAL | De-fault | Description |
|-------|---|--|------------|----------|-------------|----------|--|
| FSPTC | FSPTC-SIG-TOS-RELIABILITY | BOOLEAN | | | N | N | Specifies whether to set this socket option, FSPTC signaling (SIG) type of service (TOS) reliability (RELIABILITY) to 1 (Y) or 0 (N). Reliability refers to the dependability of packet delivery. TOS provides an indication of the abstract parameters of the quality of service desired. These parameters are used to guide the selection of the actual service parameters when transmitting a datagram through a particular network. See RFC 1349, RFC 791, and RFC 795 for detailed information. |
| |  Caution | Cisco does not recommend using any value other than the specified default. Changing this value from its default may significantly impact network performance. Contact Cisco TAC for further information. | | | | | |
| | | | | | | | Y—(1) Set to high reliability. N—(0) Set to normal reliability. |
| | | | | | | | Note If you prefer to use DSCP values, derive the appropriate TOS values using the DSCP/TOS mapping information in Appendix H, “Data Values for TOS, DSCP, and PHB Parameters.” |

Table A-1 Configurable Parameters for the Call Agent and Feature Server (continued)


| Group | Type | Datatype | From-Value | To-Value | CHK-POS-VAL | De-fault | Description |
|-------|--|--|------------|----------|-------------|----------|--|
| FSPTC | FSPTC-SIG-TOS-THROUGHPUT | BOOLEAN | | | N | N | Specifies whether to set throughput. Throughput refers to the actual amount of useful and nonredundant information that is transmitted or processed. The relationship between what went in one end of the network and what came out the other is a measure of the efficiency of that communications network. Throughput is a function of bandwidth, error performance, congestion, and other factors. TOS provides an indication of the abstract parameters of the quality of service desired. These parameters are used to guide the selection of the actual service parameters when transmitting a datagram through a particular network. See RFC 1349, RFC 791, and RFC 795 for detailed information. |
| |  Caution | Cisco does not recommend using any value other than the specified default. Changing this value from its default may significantly impact network performance. Contact Cisco TAC for further information. | | | | | |
| | | | | | | | Y—(1) Set to high throughput. N—(0) Set to normal throughput. |
| | | | | | | | Note If you prefer to use DSCP values, derive the appropriate TOS values using the DSCP/TOS mapping information in Appendix H, “Data Values for TOS, DSCP, and PHB Parameters.” |
| FSPTC | HOP-COUNT | INTEGER | 3 | 5 | N | 5 | Specifies the TCPRK timer timeout value in seconds. |
| FSPTC | IVR-DN | DIGITS | | | N | | Directory number for IVR. |
| FSPTC | SLE-DE-THRESHOLD | INTEGER | 2 | 5 | N | 3 | Specifies the number of consecutive dialing errors allowed. |

Table A-1 Configurable Parameters for the Call Agent and Feature Server (continued)

| Group | Type | Datatype | From-Value | To-Value | CHK-POS-VAL | De-fault | Description |
|-------|--------------------------------|----------|------------|----------|-------------|----------|--|
| FSPTC | SLE-LIST-SIZE | INTEGER | 2 | 31 | N | 31 | Defines the maximum size (31 entries per feature per subscriber) of a Screen List Editing table. |
| FSPTC | SLE-TIMER-T1 | INTEGER | 2 | 10 | N | 4 | T1 defines how long the SPCS waits for a customer to confirm an existing remote DN or indicate to change the remote DN. |
| FSPTC | SLE-TIMER-T2 | INTEGER | 2 | 10 | N | 4 | T2 defines how long the SPCS waits for a customer to specify a new remote DN. |
| FSPTC | SLE-TIMER-T3 | INTEGER | 2 | 10 | N | 4 | T3 defines how long the SPCS waits for a customer to specify a list-editing level option. It also defines how long the SPCS waits for the customer to specify #, 12, or 0 when a DN must be added to the list during feature activation. |
| FSPTC | SLE-TIMER-T4 | INTEGER | 2 | 10 | N | 4 | T4 defines how long the SPCS waits for the customer to specify a DN when adding or deleting an entry. |
| FSPTC | SLE-TIMER-T5 | INTEGER | 2 | 4 | N | 3 | T5 specifies the time the originating SPCS waits for a response to the initial query sent to the screened DNs SPCS. |
| FSPTC | SLE-TIMER-T6 | INTEGER | 20 | 40 | N | 25 | In 100 milliseconds (Default = 25 times 100 milliseconds). T6 defines how long the SPCS waits for a customer to specify an option after an entry on the list has been voiced back during list review. |
| FSPTC | SLE-TIMER-T7 | INTEGER | 2 | 9 | N | 4 | Inter-Digit Timer for SLE. |
| FSPTC | SLE-TO-THRESHOLD | INTEGER | 2 | 5 | N | 3 | Specifies the number of consecutive timeouts allowed. |
| H323 | DEFAULT-H323-CAUSE-CODE-MAP-ID | STRING | | | N | | Specifies the default H.323 Cause Code Map ID from the Cause Code Map table. |
| H323 | H323-IRR-CALL-INFO-COUNT | INTEGER | 1 | 100 | N | 8 | The number of call infos to be put into a single IRR. |

Table A-1 Configurable Parameters for the Call Agent and Feature Server (continued)

| Group | Type | Datatype | From-Value | To-Value | CHK-POS-VAL | De-fault | Description |
|-------|--|----------|------------|----------|-------------|----------|--|
| H323 | H323-MAX-LOOP-COUNT (Release 4.2) | INTEGER | 0 | 10 | N | 3 | Maximum number of times an H.323 call (having same Call Identifier) can hop via the Cisco BTS 10200 Softswitch. |
| H323 | H323-SUPPORTED | BOOLEAN | | | N | N | If set to Y, the Cisco BTS 10200 Softswitch is configured as H.323 gateway. |
| IVR | DEFAULT-IVR-ROUTE-GUIDE-ID (Release 4.4.1) | STRING | | | N | | Default IVR route guide to use if it is not supplied by the application. |
| IVR | DEFAULT-IVR-SCRIPT-PKG-TYPE (Obsoleted in Release 4.5) | STRING | | | Y | BAU | Default IVR script package type to use if not supplied by the application server. |
| LNP | DEFAULT-LNP-PROFILE-ID (Release 4.2) | STRING | | | N | | Specifies the default LNP Profile id to use. Only one LNP profile is supported per installation. |
| MGA | MGA-ADM-RESP-TIME | INTEGER | 200 | 60000 | N | 900 | Time after which bulk ADM responses are sent to the ADM (in msec). |
| MGA | MGA-ICMP-PING-RETRANSMIT-DURATION | INTEGER | 2 | 10 | N | 2 | Specifies the duration (in seconds) after which ICMP ping is done. |
| MGA | MGA-ICMP-PING-RETRY-COUNT | INTEGER | 1 | 6 | N | 2 | Specifies the number of times the GSM does ICMP pinging before declaring a media gateway down. |
| MGA | MGA-INIT-DURATION | INTEGER | 1 | 10 | N | 1 | Specifies the duration (in seconds) after which a media gateway starts initializing <i>initTerms</i> terminations. |
| MGA | MGA-INIT-TERMS | INTEGER | 100 | 5000 | N | 160 | Specifies the number of terminations initialized in every MGW initialization duration time. |
| MGA | MGA-MAX-FAULT-COUNT | INTEGER | 1 | 10 | N | 5 | Specifies the maximum number of fault counts. |
| MGA | MGA-MAX-NO-OF-ADM-RESP | INTEGER | 1 | 100 | N | 24 | Specifies the maximum number of ADM responses sent in one message. |

Table A-1 Configurable Parameters for the Call Agent and Feature Server (continued)

| Group | Type | Datatype | From-Value | To-Value | CHK-POS-VAL | De-fault | Description |
|-------|--|----------|------------|----------|-------------|----------|--|
| MGA | MGA-MAX-RETRANSMIT-COUNT | INTEGER | 2 | 11 | N | 3 | Specifies the maximum retransmit count of an MGCP message. This requires the platform to be stopped and restarted. |
| MGA | MGA-MAX-UNREACH-COUNT | INTEGER | 1 | 10 | N | 5 | Specifies the maximum number of unreachable counts. |
| MGA | MGA-MIN-RETRANSMIT-COUNT | INTEGER | 1 | 7 | N | 2 | Specifies the minimum retransmit count of an MGCP message. This requires the platform to be stopped and restarted. |
| MGA | MGA-PING-ATTEMPTS | INTEGER | 1 | 6 | N | 2 | Specifies the maximum number of times the GSM does MGCP pinging before declaring a media gateway down. |
| MGA | MGA-PING-DURATION | INTEGER | 60 | 240 | N | 60 | Specifies the duration (in seconds) after which an MGCP ping is done on a media gateway if no activity is detected. |
| MGA | MGA-RECOVERY-DURATION | INTEGER | 1 | 10 | N | 2 | Specifies the number of seconds before an MGA tries to recover faulty/unreachable endpoints. |
| MGA | MGA-TIMER-VAL | INTEGER | 400 | 1000 | N | 400 | Specifies the minimum default time (in milliseconds) for MGCP message retransmissions. This requires the platform to be stopped and restarted. |
| MGCP | CODEC-T38-PTIME (Release 4.5) | INTEGER | 10 | 30 | N | | Specifies the Image/T38 codec packetization period. |
| MGCP | INACTIVE-CONN-MODE-BEFORE-ANSWER (Release 4.5) | BOOLEAN | | | N | N | Used during local ringback. If the flag is set to Y, both connections (A and B) are kept inactive during the ringing state. If set to N, then the connection on party A is set to recv-only and the connection on party B is set to send/recv. |

Table A-1 Configurable Parameters for the Call Agent and Feature Server (continued)

| Group | Type | Datatype | From-Value | To-Value | CHK-POS-VAL | De-fault | Description |
|-------|------------------------------------|----------|------------|----------|-------------|----------|---|
| MGCP | MGCP-ADM-RESP-TIME | INTEGER | 200 | 60000 | N | 900 | Time (in milliseconds) after which bulk ADM responses are sent to the ADM. |
| MGCP | MGCP-ENBLOC-SUPP | BOOLEAN | | | N | Y | This flag is for internal use to run automated scripts using ACTI. If this flag is set to Y, the MGA queries the BCM to check if any features such as hotline or denied origination apply. If these features do not apply, the MGA plays a dial tone to the subscriber. If this flag is set to N, the MGA does not perform the query function and lets the BCM request the dial tone. |
| MGCP | MGCP-ICMP-PING-RETRANSMIT-DURATION | INTEGER | 2 | 10 | N | 2 | Specifies the duration (in seconds) after which an ICMP ping is done. |
| MGCP | MGCP-ICMP-PING-RETRY-COUNT | INTEGER | 1 | 6 | N | 2 | Specifies the number of times the GSM does ICMP pinging before declaring a media gateway down. |
| MGCP | MGCP-INIT-DURATION | INTEGER | 1 | 10 | N | 1 | Specifies the duration (in seconds) after which a media gateway starts initializing <i>initTerms</i> terminations. This requires the platform to be stopped and restarted. |

Table A-1 Configurable Parameters for the Call Agent and Feature Server (continued)

| Group | Type | Datatype | From-Value | To-Value | CHK-POS-VAL | De-fault | Description |
|-------|--|----------|------------|--|-------------|----------|--|
| MGCP | MGCP-INIT-TERMS | INTEGER | 100 | 1600 (Release 4.1) 5000 (Release 4.2) | N | 160 | <p>Specifies the number of terminations to be initialized for every mgcp-init-duration.</p> <p>The mgcp-init-terms and mgcp-init-duration parameters are used whenever:</p> <ul style="list-style-type: none"> An RSIP is received from the gateway. The control or reset command is issued during cold/warm start with 1000 cics. <p>A maximum of 160 terminations can be initialized every second.</p> <p>For example, if mgcp-init-duration is 5, mgcp-init-terms=800 (160x5) can be specified.</p> |
| MGCP | MGCP-MAX-FAULT-COUNT | INTEGER | 1 | 10 | N | 5 | Specifies the maximum number of fault counts. |
| MGCP | MGCP-MAX-KEEPALIVE-AUEP (Release 4.5) | INTEGER | 1000 | 100000 | N | 40000 | The maximum number of MGWs to be AUEP pinged in 10 second interval. |
| MGCP | MGCP-MAX-KEEPALIVE-ICMP (Release 4.5) | INTEGER | 100 | 10000 | N | 4000 | The maximum number of MGWs that can be ICMP pinged in a 10 second interval. |
| MGCP | MGCP-MAX-NO-OF-ADM-RESP | INTEGER | 1 | 100 | N | 24 | Specifies the maximum number of ADM responses sent in one message. |
| MGCP | MGCP-MAX-RETRANSMIT-COUNT (Obsoleted in Release 4.5) | INTEGER | 2 | 11 | N | 3 | Specifies the maximum retransmit count of an MGCP message. This requires the platform to be stopped and restarted. |
| MGCP | MGCP-MAX-UNREACH-COUNT | INTEGER | 1 | 10 | N | 5 | Specifies the maximum number of unreachable counts. |
| MGCP | MGCP-MIN-RETRANSMIT-COUNT (Obsoleted in Release 4.5) | INTEGER | 1 | 7 | N | 2 | Specifies the minimum retransmit count of an MGCP message. This requires the platform to be stopped and restarted. |

Table A-1 Configurable Parameters for the Call Agent and Feature Server (continued)

| Group | Type | Datatype | From-Value | To-Value | CHK-POS-VAL | De-fault | Description |
|-------|--|----------|------------|----------|-------------|----------|---|
| MGCP | MGCP-PING-ATTEMPTS (Obsoleted in Release 4.5) | INTEGER | 1 | 20 | N | 10 | Specifies the number of times the Gateway Status Monitoring (GSM) performs MGCP pinging before declaring a media gateway down. |
| MGCP | MGCP-PING-DURATION (Obsoleted in Release 4.5) | INTEGER | 60 | 240 | N | 60 | Specifies the duration (in seconds) after which an MGCP ping is done on a media gateway if no activity is detected. |
| MGCP | MGCP-RECOVERY-DURATION | INTEGER | 1 | 10 | N | 5 | Number of seconds before MGA tries to recover faulty/unreachable endpoints. |
| MGCP | MGCP-RTO-MAX (Release 4.5) | INTEGER | 1 | 30 | N | 4 | The maximum time in seconds allowed between two successive MGCP datagram retransmissions. Note that first retransmission is sent after MGCP-T-TRAN seconds. Cisco recommends using a value of 4, per RFC. |

Table A-1 Configurable Parameters for the Call Agent and Feature Server (continued)


| Group | Type | Datatype | From-Value | To-Value | CHK-POS-VAL | De-fault | Description |
|-------|---|---|------------|----------|-------------|----------|---|
| MGCP | MGCP-SIG-TOS-LOWDELAY | BOOLEAN | | | N | Y | Specifies whether to set low delay. Low delay refers to the waiting time, or latency involved in sending and receiving a packet. You can set various options on the TCP socket to tune or optimize for certain performance parameters. TOS provides an indication of the abstract parameters of the quality of service desired. These parameters are used to guide the selection of the actual service parameters when transmitting a datagram through a particular network. See RFC 1349, RFC 791, and RFC 795 for detailed information. |
| |  Caution | Cisco does not recommend using any value other than the specified default. Changing this value from its default may significantly impact network performance. Contact Cisco TAC for further information. | | | | | |
| | Note | If you change the value of this parameter from the default value in the Call Agent Configuration table, the value will not take effect until a system switchover occurs. Prior to a system switchover, the default value remains in effect (Release 4.4.0). | | | | | |
| | | Y—(1) Set to low delay. N—(0) Set to normal delay. | | | | | |

Table A-1 Configurable Parameters for the Call Agent and Feature Server (continued)


| Group | Type | Datatype | From-Value | To-Value | CHK-POS-VAL | De-fault | Description | |
|-------------------------|--|---|------------|----------|-------------|----------|---|--|
| MGCP SIM-S IG-TOS | MGCP-SIG-TOS- PRECEDENCE | INTEGER | 0 | 7 | N | 3 | This token specifies which IP precedence to use for the MGCP signaling stream. IP precedence utilizes the 3 precedence bits in the type of service (TOS) field in the IP header to specify a class of service assignment for each IP packet. TOS provides an indication of the abstract parameters of the quality of service desired. These parameters are used to guide the selection of the actual service parameters when transmitting a datagram through a particular network. See RFC 1349, RFC 791, and RFC 795 for detailed information. Values are: NETCONTROL (=7) INTERNETCONTROL (=6) CRITICAL (=5) FLASHOVERRIDE (=4) FLASH (=3 Default) IMMEDIATE (=2) PRIORITY (=1) ROUTINE (=0) | |
| | <div> Caution</div> <div>Cisco does not recommend using any value other than the specified default. Changing this value from its default may significantly impact network performance. Contact Cisco TAC for further information.</div> | | | | | | | |
| | Note | If you change the value of this parameter from the default value in the Call Agent Configuration table, the value will not take effect until a system switchover occurs. Prior to a system switchover, the default value remains in effect (Release 4.4.0). | | | | | | |

Table A-1 Configurable Parameters for the Call Agent and Feature Server (continued)


| Group | Type | Datatype | From-Value | To-Value | CHK-POS-VAL | De-fault | Description |
|-------|---|---|------------|----------|-------------|----------|--|
| MGCP | MGCP-SIG-TOS-RELIABILITY | BOOLEAN | | | N | N | Specifies whether to set reliability. Reliability refers to the dependability of packet delivery. TOS provides an indication of the abstract parameters of the quality of service desired. These parameters are used to guide the selection of the actual service parameters when transmitting a datagram through a particular network. See RFC 1349, RFC 791, and RFC 795 for detailed information. |
| |  Caution | Cisco does not recommend using any value other than the specified default. Changing this value from its default may significantly impact network performance. Contact Cisco TAC for further information. | | | | | |
| | Note | If you change the value of this parameter from the default value in the Call Agent Configuration table, the value will not take effect until a system switchover occurs. Prior to a system switchover, the default value remains in effect (Release 4.4.0). | | | | | |
| | | Y—(1) Set to high reliability. N—(0) Set to normal reliability. | | | | | |

Table A-1 Configurable Parameters for the Call Agent and Feature Server (continued)


| Group | Type | Datatype | From-Value | To-Value | CHK-POS-VAL | De-fault | Description |
|-------|---|---|------------|----------|-------------|----------------|--|
| MGCP | MGCP-SIG-TOS-THROUGHPUT | BOOLEAN | | | N | N | Specifies whether to set throughput. Throughput refers to the actual amount of useful and nonredundant information that is transmitted or processed. The relationship between what went in one end of the network and what came out the other is a measure of the efficiency of that communications network. Throughput is a function of bandwidth, error performance, congestion, and other factors. TOS provides an indication of the abstract parameters of the quality of service desired. These parameters are used to guide the selection of the actual service parameters when transmitting a datagram through a particular network. See RFC 1349, RFC 791, and RFC 795 for detailed information. |
| |  Caution | Cisco does not recommend using any value other than the specified default. Changing this value from its default may significantly impact network performance. Contact Cisco TAC for further information. | | | | | |
| | Note | If you change the value of this parameter from the default value in the Call Agent Configuration table, the value will not take effect until a system switchover occurs. Prior to a system switchover, the default value remains in effect (Release 4.4.0). | | | | | |
| MGCP | MGCP-T38-FAX-MODE-PREF1 (Release 4.5—Not provisionable) | STRING | | | Y | T38-FXR-LOOSE | The following values are permitted: T38-FXR-LOOSE T38-FXR-STRICT—Not supported in this release. T38-FXR-GW—Not supported in this release |
| MGCP | MGCP-T38-FAX-MODE-PREF2 (Release 4.5—Not provisionable) | STRING | | | Y | T38-FXR-STRICT | The following values are permitted: T38-FXR-LOOSE—Not supported in this release. T38-FXR-STRICT T38-FXR-GW—Not supported in this release. |

Table A-1 Configurable Parameters for the Call Agent and Feature Server (continued)

| Group | Type | Datatype | From-Value | To-Value | CHK-POS-VAL | De-fault | Description |
|-------|---|----------|------------|----------|-------------|------------|---|
| MGCP | MGCP-T38-FAX-MODE-PREF3 (Release 4.5—Not provisionable) | STRING | | | Y | T38-FXR-GW | <p>The following values are permitted:</p> <p>T38-FXR-LOOSE—Not supported in this release.</p> <p>T38-FXR-STRICT—Not supported in this release.</p> <p>T38-FXR-GW</p> |
| MGCP | MGCP-T-HIST (Release 4.5) | INTEGER | 3 | 120 | N | 30 | <p>The maximum time in seconds allowed before the copy of a Response is destroyed (even though the media gateway does not send a ResponseAck) after sending an initial MGCP datagram. Any message received from the media gateway with same transaction id after MGCP-T-HIST is considered as new command (not a retransmission). Also, if more than 2 times the MGCP-T-HIST has elapsed, the Cisco BTS 10200 Softswitch considers the endpoint disconnected and takes appropriate action.</p> <p>Note MGCP-T-HIST must be greater than or equal to the MGCP-T-MAX plus 10, where 10 factors in the maximum propagation delay.</p> |
| MGCP | MGCP-T-MAX (Release 4.5) | INTEGER | 10 | 60 | N | 20 | <p>The maximum time in seconds allowed before stopping retransmissions after sending an initial MGCP datagram. An endpoint is not considered disconnected until 2 times the MGCP-T-HIST time has elapsed.</p> |
| MGCP | NCT-TEST-SERVICE-AFFECTING (Release 4.5) | BOOLEAN | | | N | Y | <p>Specifies whether network continuity testing to line and trunk is service affecting.</p> |

Table A-1 Configurable Parameters for the Call Agent and Feature Server (continued)

| Group | Type | Datatype | From-Value | To-Value | CHK-POS-VAL | De-fault | Description |
|-------|---|----------|------------|----------|-------------|----------|---|
| MGCP | NLB-TEST-SERVICE-AFFECTING (Release 4.5) | BOOLEAN | | | N | Y | Specifies whether network loop back testing to line and trunk is service affecting. |
| MGCP | T38-MAX-BIT-RATE (Release 4.5—Not provisionable) | INTEGER | | | N | 14400 | Specifies the default bit rate for a T38 fax that an H.323 interface uses when interworking with a non-H.323 endpoint. |
| MGCP | T38-MAX-BUFFER-SIZE (Release 4.5—Not provisionable) | INTEGER | | | N | 200 | Specifies the default maximum buffer size for a T38 fax that an H.323 interface uses when interworking with a non-H.323 endpoint. |
| MGCP | T38-MAX-DATAGRAM-SIZE (Release 4.5—Not provisionable) | INTEGER | | | N | 74 | Specifies the default maximum datagram size for a T38 fax that an H.323 interface uses when interworking with a non-H.323 endpoint. |
| MGCP | TEST-TRUNK-GRP-DIGITS (Release 4.5) | INTEGER | 1 | 15 | N | 4 | Number of digits after a test-prefix that indicate the trunk-grp number. The calling party number format for trunk testing is: <test-prefix><TG><TM>, where the field shows the number of digits in <TG> padded with zero on most significant digits. |
| MGCP | TEST-TRUNK-MEMBER-DIGITS (Release 4.5) | INTEGER | 1 | 15 | N | 4 | Number of digits after a test-prefix and trunk-grp number that indicate the trunk member number. The calling party number format for trunk testing is: <test-prefix><TG><TM>, where the field shows the number of digits in <TG> padded with zero on most significant digits |

Table A-1 Configurable Parameters for the Call Agent and Feature Server (continued)

| Group | Type | Datatype | From-Value | To-Value | CHK-POS-VAL | De-fault | Description |
|-----------------------|---|----------|------------|----------|-------------|----------|---|
| MGCP (Release 4.5) | INACTIVE-CONN-MODE-BEFORE-ANSWER | BOOLEAN | | | N | N | Used during local ringback. Y—Both connections (A and B) are kept inactive during the ringing state. N—The A connection is set to recv-only and the B connection is set to send and recv. |
| OCB | DEFAULT-OCB-PROFILE-ID (Release 4.4.0 and 4.5) | STRING | | | N | | The default Outgoing Call Barring (OCB) Profile id. this office-based OCB Profile id is used if a POP-specific ocb-profile-id is not provisioned. |
| OFFICE | CLASS5-SUPPORTED | BOOLEAN | | | N | N | If set to Y, the Cisco BTS 10200 Softswitch is configured as a Class 5 Call Agent. |
| OFFICE | CLLI | STRING | | | N | | 11-character Common Language Location Identifier Code (CLLIC) for the Call Agent. |
| OFFICE | HOME-COUNTRY-CODE | STRING | | | N | | Home country code. Once added, this code can be changed but not deleted. |
| OFFICE | SPLIT-NPA-ACTIVE | BOOLEAN | | | N | N | The split-npa-active flag is set by the EMS. The screening list feature uses this flag to determine if the Split NPA table must be screened. |
| OFFICE | TANDEM-SUPPORTED | BOOLEAN | | | N | N | If set to Y, the Cisco BTS 10200 Softswitch is configured as a Tandem Call Agent. |
| PKT CABLE | EM-PRIVACY-IND-SUPP | BOOLEAN | | | N | N | Used by EM billing. Determines whether to include Privacy Indicator in an Event Message. |

Table A-1 Configurable Parameters for the Call Agent and Feature Server (continued)

| Group | Type | Datatype | From-Value | To-Value | CHK-POS-VAL | De-fault | Description |
|-----------|---------------------------------------|----------|------------|----------|-------------|----------|---|
| PKT-CABLE | LOCAL-RINGBACK | BOOLEAN | | | N | Y | <p>Specifies whether the Cisco BTS 10200 sends a local ringback to the calling party. The value Y indicates that ringback is turned on; the value N indicates that ringback is turned off.</p> <p>Note This feature should be turned on for the calling party to receive a local ringback for on-net to on-net calls in a PacketCable network. This feature is different from the “ringback on connection” feature that is provisioned for the MTA in the mgw-profile table.</p> |
| PKT-CABLE | BATCH-LATENCY | INTEGER | 1 | 999 | N | 60 | Maximum time in seconds to hold an event message before sending a batched radius message in batch mode EM operation. |
| PKT-CABLE | BATCH-MODE-SUPP | BOOLEAN | | | N | N | Specifies if EM Batch Mode is supported. The value Y indicates that batch mode is supported; the value N indicates that batch mode is not supported. |
| PKT-CABLE | BEST-EFFORT-ON-QOS-FAIL (Release 4.5) | BOOLEAN | | | N | Y | <p>If set to Y, the PCMM/D-QoS based admission control cannot be performed because of a broken signaling connection between Policy-Server/CMTS, the Cisco BTS 10200 Softswitch continues the calls without bandwidth authorization on a best effort basis.</p> |

Table A-1 Configurable Parameters for the Call Agent and Feature Server (continued)

| Group | Type | Datatype | From-Value | To-Value | CHK-POS-VAL | De-fault | Description |
|-----------|--------------------|----------|------------|----------|-------------|----------|--|
| PKT-CABLE | COPS-DSCP-TOS | INTEGER | 0 | 255 | N | 96 | <p>Specifies the Differentiated Services Code Point (DSCP) value or Type of Service (TOS) value used for the signaling packets on COPS interfaces between CMS and CMTS. For DSCP, only bits 0–5 are used; for TOS, bits 0–2 are used for IP Precedence, and bits 3–6 for IPv4 IP TOS.</p> <p>Note For information on specific DSCP and TOS bits, see Appendix H, “Data Values for TOS, DSCP, and PHB Parameters.”</p> |
| PKT-CABLE | DQOS-DS-SLACK-TERM | INTEGER | 0 | 60000 | N | 0 | A value provided by the CMS, and used by the CMTS for tolerated latency for downstream flows, in microseconds. The default value is zero for the downstream direction, which indicates no restrictions on latency. |
| PKT-CABLE | DQOS-GATE-TIMER | INTEGER | 0 | 10 | N | 2 | This timer defines the CMTS gate operation response timer, in seconds. |
| PKT-CABLE | DQOS-T1-TIMER | INTEGER | 0 | 500 | N | 200 | This timer is used by the CMTS for dynamic quality of service (DQoS). It starts when a gate is allocated, and is reset when a gate goes into a committed state. The T1 timer is provided by CMS to CMTS in a gate-set message. The DQOS-T1-TIMER value is used by a CMTS to limit the time that can elapse between the authorization and the commit to ensure that DQoS resources are released in case of an error. The recommended T1 timer value is between 200–300 seconds if you do not use the default value. |

Table A-1 Configurable Parameters for the Call Agent and Feature Server (continued)

| Group | Type | Datatype | From-Value | To-Value | CHK-POS-VAL | De-fault | Description |
|-----------|---------------|----------|------------|----------|-------------|----------|--|
| PKT-CABLE | DQOS-T5-TIMER | INTEGER | 1 | 60 | N | 5 | This timer controls the synchronization between a local MTA resource release and a CMTS verification of the closure of the local gate (ECN-02148-v7). When the CMS (Call Agent) sends the MTA a message to delete (DLCX) a connection, the CMS must ensure that the gate is closed in the CMTS within T5. This timer is cleared when the CMS receives a confirmation for the local gate closure using the gate-close message from the CMTS. On expiration of this timer, the CMS (Call Agent) deletes the gate at the CMTS using gate-delete message with "Local gate-close failure" described in the reason-code. |
| PKT-CABLE | DQOS-T7-TIMER | INTEGER | 0 | 300 | N | 200 | This timer value is sent from the CMS to the CMTS in a gate-set message and defines the timeout period in seconds that the CMTS must hold resources for a service flow's Admitted QoS Parameter Set when in excess of its Active QoS Parameter Set. It is used by the CMTS to ensure that DQoS resources are released in case of an error. |
| PKT-CABLE | DQOS-T8-TIMER | INTEGER | 0 | 300 | N | 0 | This timer is sent from the CMS to the CMTS in a gate-set message and defines the period of time in seconds that committed CMTS resources can remain unused. It is used by a CMTS to ensure that DQoS resources are released in case of an error. The default instructs the CMTS not to poll for activity on the service flow. |

Table A-1 Configurable Parameters for the Call Agent and Feature Server (continued)

| Group | Type | Datatype | From-Value | To-Value | CHK-POS-VAL | De-fault | Description |
|-----------|--------------------|----------|------------|----------|-------------|----------|---|
| PKT-CABLE | DQOS-US-SLACK-TERM | INTEGER | 0 | 60000 | N | 800 | A value provided by the CMS, and used by the CMTS for tolerated grant jitter for upstream flows, in microseconds. The default value is for the upstream direction. |
| PKT-CABLE | EM-FILE-OPEN-TIME | INTEGER | 0 | 1800 | N | 600 | <p>Specifies the maximum amount of time, in seconds, that an EM file can be open. While the file is open, additional EMs can be written to the file. This file is closed and a new file is opened if communication with the RKS has not been reestablished when this time limit is reached.</p> <p>An open EM file does not automatically close when communication to the RKS is restored. The file closes automatically according to the provisioned values in em-file-open-time and em-file-size, whichever occurs first.</p> |
| PKT-CABLE | EM-FILE-SIZE | INTEGER | 0 | 100 | N | 20 | <p>Specifies the maximum size, in megabytes, of an EM file on a hard disk. If the current file size is under this limit, additional EMs can be written to the file. This file is closed and a new file is opened if communication with the RKS has not yet been reestablished when this limit is reached.</p> <p>An open EM file does not automatically close when communication to the RKS is restored. The file closes automatically according to the provisioned values in em-file-open-time and em-file-size, whichever occurs first.</p> |

Table A-1 Configurable Parameters for the Call Agent and Feature Server (continued)

| Group | Type | Datatype | From-Value | To-Value | CHK-POS-VAL | De-fault | Description |
|-----------|-------------------|----------|------------|----------|-------------|----------|---|
| PKT-CABLE | MAX-MGCP-DATAGRAM | INTEGER | 2000 | 8000 | N | 4000 | <p>Specifies the maximum MGCP datagram size that can include one or more piggybacked messages, in bytes, that the Cisco BTS 10200 Softswitch can decode before discarding the rest of the message part.</p> <p>Note The default value of 4000 bytes is adequate for most applications. Cisco does not recommend changing this value unless you are deploying MGCP-based media gateways or MTAs that require larger datagram sizes.</p> |
| PKT-CABLE | PROTOCOL-VERSION | STRING | | | N | I03 | Specifies the PacketCable EM Specification (protocol) version. |
| PKT-CABLE | RADIUS-DSCP-TOS | INTEGER | 0 | 255 | N | 96 | <p>Specifies the Differentiated Services Code Point (DSCP) value or type of service (TOS) value. Used for the signaling packets on RADIUS interfaces between CMS and RKS, and CMS and DF server. For DSCP, only bits 0–5 are used; for TOS, bits 0–2 are used for IP Precedence, and bits 3–6 for IPv4 IP TOS.</p> <p>Note For information on specific DSCP and TOS bits, see Appendix H, “Data Values for TOS, DSCP, and PHB Parameters.”</p> |

Table A-1 Configurable Parameters for the Call Agent and Feature Server (continued)

| Group | Type | Datatype | From-Value | To-Value | CHK-POS-VAL | De-fault | Description |
|-----------|--|----------|------------|----------|-------------|----------|--|
| PKT-CABLE | RETRY-PRI-RKS-TIMER | INTEGER | 0 | 30 | N | 10 | Specifies how many minutes to wait—after losing all communication with both RKSs—before attempting to establish communication with the RKSs again. During this time, the Cisco BTS 10200 Softswitch writes all newly generated EMs to a file on the Call Agent that created the EMs. |
| PKT-CABLE | SECURED-MEDIA-ONLY | BOOLEAN | | | N | N | Used to affect the transmission of security parameters from the QOS table when connecting a call. Y—The Cisco BTS 10200 Softswitch forces the security parameters from the QoS and Ciphersuite tables to the endpoint while making the connection. This can result in call failure if either side cannot handle the parameters. N—The Cisco BTS 10200 Softswitch forces the security parameters from the QoS and Ciphersuite tables while making the connection to the endpoint only if both sides can handle the security parameters. This type also affects the setup of calls to unsecured MGWs. |
| POTS | DEFAULT-OCB-PROFILE-ID (Release 4.5) | STRING | | | N | | Default OCB profile id. Used if the POP-specific ocb-profile-id is not provisioned. |
| POTS | DEFAULT-PRIVACY-MANAGER-ID (Release 4.5) | STRING | | | N | | Default privacy manager id. Used if the POP-specific privacy-manager-id is not provisioned. |
| POTS | DEFAULT-VOICE-MAIL-ID (Release 4.5) | STRING | | | N | | Default voice mail id. Used if the POP-specific voice-mail-id is not provisioned. |

Table A-1 Configurable Parameters for the Call Agent and Feature Server (continued)


| Group | Type | Datatype | From-Value | To-Value | CHK-POS-VAL | De-fault | Description |
|--------|--|----------|------------|----------|-------------|----------------------|---|
| RADIUS | ENCRYPTION-KEY (Release 4.5) | STRING | | | N | 00000000 00000000 | The encryption key. 1-16 characters: (0-9, A-F) |
| RADIUS | RADIUS-AUTHORIZATION-ALLOWED (Release 4.5) | BOOLEAN | | | N | N | Not used. |
| RADIUS | RADIUS-SERVER-ADDRESS (Release 4.5) | STRING | | | N | | Specifies the DNS or IP address. Not used. |
| RADIUS | WHISPER-TONE-TIMER (Release 4.5) | INTEGER | 10 | 180 | N | 30 | Specifies how long to provide a whisper tone before a call is forcibly disconnected. Not used. |
| SGA | SCTP-DSCP (Release 4.5) | STRING | | | Y | CS3 | DiffServ code point for the signaling packets on the SCTP associations. Permitted values are: EF AF11 AF12 AF13 AF21 AF22 AF23 AF31 AF32 AF33 AF41 AF42 AF43 CS1 CS2 CS3 (Default) CS4 CS5 CS6 CS7 DEFAULT |
| SIA | MAX-3XX-COUNT | INTEGER | 1 | 5 | N | 1 | Specifies whether maximum 3XX (redirection) is allowed. |

Table A-1 Configurable Parameters for the Call Agent and Feature Server (continued)

| Group | Type | Datatype | From-Value | To-Value | CHK-POS-VAL | De-fault | Description |
|-------|--|----------|------------|----------|-------------|----------|--|
| SIA | MAX-SESSION-EXPIRES | INTEGER | 1800 | 7200 | N | 7200 | Maximum session expiry in seconds. This SIP feature session timer is for SIP auditing purposes. A periodic refresh is sent for each session to check the liveness of the session. This conveys the session interval for a SIP call. |
| SIA | MAX-SUBSCRIPTION-LEVEL | INTEGER | | | N | 3600 | Specifies whether to limit/lower the duration, in seconds, of a subscription that is requested by a subscriber. |
| SIA | MIN-SE (Obsoleted in Release 4.5) | INTEGER | 900 | 1800 | N | 900 | The minimum session-expires, in seconds, allowed to be sent or received. |
| SIA | NONCE-LIFETIME | INTEGER | 0 | | N | 180 | Used to limit replay attacks and masquerades by setting an upper limit for the duration in seconds of the validity of a nonce sent out in a challenge. A value of 0 means use one-time nonces (that is, each request is challenged with a new nonce). This token has no upper limit. |
| SIA | REFER-ABANDON-TIMER-SECS (Release 4.5) | INTEGER | | | N | 180 | The number of seconds to wait before giving up on a transfer request and sending a failure notification to the transferee. No range is specified. |
| SIA | REFER-ACCEPT-TIMER-SECS (Release 4.5) | INTEGER | | | N | 10 | The number of seconds to wait for a response from the BCM/FS before rejecting a refer request. No range is specified. |
| SIA | SESSION-EXPIRES (Release 4.5) | INTEGER | 1800 | 7200 | N | 1800 | Session expiry time in seconds. This SIP feature session timer is for SIP auditing purposes. A periodic refresh is sent for each session to check the liveness of the session. This conveys the session interval for a SIP call. |

Table A-1 Configurable Parameters for the Call Agent and Feature Server (continued)

| Group | Type | Datatype | From-Value | To-Value | CHK-POS-VAL | De-fault | Description |
|-------|--|----------|------------|----------|-------------|----------|--|
| SIA | SIA-REGISTER-DEFAULT-EXPIRES | INTEGER | 3600 | | N | 3600 | Expiry time in seconds. A register request can be received without an expires parameter. In that case this value is used to set the expires value for that registration. This parameter has no upper limit. |
| SIA | SIA-REG-MAX-EXPIRES-SECS (Release 4.5) | INTEGER | | | N | 7200 | Used by the registrar to restrict the maximum value for contact expiration. |
| SIA | SIA-REG-MIN-EXPIRES-SECS (Release 4.5) | INTEGER | 1800 | | N | 1800 | Registrar rejects a register request having a value less than 3600 and less than the min-expires. This parameter has not upper limit. |
| SIA | SIA-SIG-TOS-THROUGHPUT | BOOLEAN | | | N | N | Specifies whether to set throughput. Throughput refers to the actual amount of useful and nonredundant information that is transmitted or processed. The relationship between what went in one end of the network and what came out the other is a measure of the efficiency of that communications network. Throughput is a function of bandwidth, error performance, congestion, and other factors. TOS provides an indication of the abstract parameters of the quality of service desired. These parameters are used to guide the selection of the actual service parameters when transmitting a datagram through a particular network. See RFC 1349, RFC 791, and RFC 795 for detailed information. Y—(1) Set to high throughput. N—(0) Set to normal throughput. |



Caution Cisco does not recommend using any value other than the specified default. Changing this value from its default may significantly impact network performance. Contact Cisco TAC for further information.

Table A-1 Configurable Parameters for the Call Agent and Feature Server (continued)


| Group | Type | Datatype | From-Value | To-Value | CHK-POS-VAL | De-fault | Description |
|-------|---|--|------------|----------|-------------|----------|---|
| SIA | SIA-SIG-TOS-LOWDELAY | BOOLEAN | | | N | Y | Specifies whether to set low delay. Low delay refers to the waiting time, or latency involved in sending and receiving a packet. You can set various options on the TCP socket to tune or optimize for certain performance parameters. TOS provides an indication of the abstract parameters of the quality of service desired. These parameters are used to guide the selection of the actual service parameters when transmitting a datagram through a particular network. See RFC 1349, RFC 791, and RFC 795 for detailed information. |
| |  Caution | Cisco does not recommend using any value other than the specified default. Changing this value from its default may significantly impact network performance. Contact Cisco TAC for further information. | | | | | |
| | | | | | | | Y—(1) Set to low delay. N—(0) Set to normal delay. |

Table A-1 Configurable Parameters for the Call Agent and Feature Server (continued)


| Group | Type | Datatype | From-Value | To-Value | CHK-POS-VAL | De-fault | Description |
|-------|---|--|------------|----------|-------------|----------------------|---|
| SIA | SIA-SIG-TOS-PRECEDENCE | INTEGER | 0 | 7 | N | 2 | This type specifies which IP precedence to use for the SIA signaling stream. IP precedence utilizes the 3 precedence bits in the type of service (TOS) field in the IP header to specify a class of service assignment for each IP packet. TOS provides an indication of the abstract parameters of the quality of service desired. These parameters are used to guide the selection of the actual service parameters when transmitting a datagram through a particular network. See RFC 1349, RFC 791, and RFC 795 for detailed information. |
| |  Caution | Cisco does not recommend using any value other than the specified default. Changing this value from its default may significantly impact network performance. Contact Cisco TAC for further information. | | | | 3 (Release 4.4.0) | |
| | | | | | | | <p>Values are:</p> <p>NETCONTROL (=7) INTERNETCONTROL (=6) CRITICAL (=5) FLASHOVERRIDE (=4) FLASH (=3) IMMEDIATE (DEFAULT=2) PRIORITY (=1) ROUTINE (=0)</p> |

Table A-1 Configurable Parameters for the Call Agent and Feature Server (continued)


| Group | Type | Datatype | From-Value | To-Value | CHK-POS-VAL | De-fault | Description |
|-------|---|--|------------|----------|-------------|----------|--|
| SIA | SIA-SIG-TOS-RELIABILITY | BOOLEAN | | | N | N | Specifies whether to set reliability. Reliability refers to the dependability of packet delivery. See RFC 1349, RFC 791, and RFC 795 for detailed information. TOS provides an indication of the abstract parameters of the quality of service desired. These parameters are used to guide the selection of the actual service parameters when transmitting a datagram through a particular network. Y—(1) Set to high reliability. N—(0) Set to normal reliability. |
| |  Caution | Cisco does not recommend using any value other than the specified default. Changing this value from its default may significantly impact network performance. Contact Cisco TAC for further information. | | | | | |
| SIA | SIA-TRUNK-GRP-LEVEL-SIG-TOS | BOOLEAN | | | N | N | The SIA SIG TOS values define the system-level TOS used for SIP calls. If the flag is set to Y, the system reads the TG-level SIG TOS values and overrides the system-level TOS values if required. If this token is set to Y, system-level TOS tokens should still be set. System-level TOS tokens are used when sending messages when the trunk group is not known. |
| SIA | SIP-3XX-REROUTE-ON-LOCAL-DOMAIN (Release 4.5) | BOOLEAN | | | N | N | Specifies whether to select the next trunk in the route set and reattempt a call or reroute the call using number translation. The default, when a 3XX response is received on a SIP trunk for the initial INVITE sent, where the number in the 3XX contact header is the same as the called number, and the domain name is the SIP contact name of the Cisco BTS 10200 Softswitch receiving the 3XX, is to select the next trunk in the route set and reattempt the call. |

Table A-1 Configurable Parameters for the Call Agent and Feature Server (continued)

| Group | Type | Datatype | From-Value | To-Value | CHK-POS-VAL | De-fault | Description |
|-------|---|----------|------------|----------|-------------|----------|--|
| SIA | SIA-TG-VALIDATE-SOURCE-IP (Release 4.5.1) | BOOLEAN | | | N | N | Used to enable IP source validation of SIP messages on a Cisco BTS 10200 Softswitch coming over a SIP trunk to prevent security attacks if the packet is sniffed in the network and sent from a different or rogue IP address, or domain, as present in the Via header. IP source verification of SIP messages is disabled on the Cisco BTS 10200 Softswitch by default. |
| SIA | SIP-TIMER-PROFILE-ID (Release 4.5) | STRING | | | N | | Default timer profile id for the whole system. The default timer profile id is used if the softsw-tg-profile is not populated with the sip-timer-profile-id. |
| SIA | SUB-MAX-FORWARDS (Release 4.5) | INTEGER | 10 | 80 | N | 70 | Used when the outbound SIP INVITE message requires an initial max-forwards value. |
| SIA | SUB-SESSION-TIMER-ALLOWED (Release 4.5) | BOOLEAN | | | N | N | Controls the session timer feature for all Cisco BTS 10200 Softswitch SIP subscribers. When Y, the session timer is activated on every call to or from a SIP subscriber. |
| SIA | SUB-SESSION-TIMER-ALLOWED (Release 4.2) | BOOLEAN | | | N | N | This flag controls the session timer feature for all Cisco BTS 10200 Softswitch SIP subscribers. If Y, the session timer is activated on every call to or from a SIP subscriber. |
| SIM | RELEASE-CALL-ON-LCD-TRIGGER-FAILURE (Release 4.5) | BOOLEAN | | | N | Y | Used for the limited call duration (LCD) or prepaid feature. When LCD Trigger is invoked, but the LCD Trigger fails, then this parameter determines the action to take. Y—The call is released. N—The call is continued. |

Table A-1 Configurable Parameters for the Call Agent and Feature Server (continued)


| Group | Type | Datatype | From-Value | To-Value | CHK-POS-VAL | De-fault | Description |
|-------|---|---|------------|----------|-------------|----------|--|
| SIM | SIM-SIG-TOS-PRECEDENCE | INTEGER | 0 | 7 | N | 3 | <p>This token specifies which IP precedence to use for the SIM signaling stream. IP precedence utilizes the 3 precedence bits in the type of service (TOS) field in the IP header to specify a class of service assignment for each IP packet. TOS provides an indication of the abstract parameters of the quality of service desired. These parameters are used to guide the selection of the actual service parameters when transmitting a datagram through a particular network. See RFC 1349, RFC 791, and RFC 795 for detailed information.</p> <p>Values are:</p> <p>FLASH (=3, Default) NETCONTROL (=7) INTERNETCONTROL (=6) CRITICAL (=5) FLASHOVERRIDE (=4) IMMEDIATE (=2) PRIORITY (=1) ROUTINE (=0)</p> <p>If you prefer to use DSCP values, derive the appropriate TOS values using the DSCP/TOS mapping information in Appendix H, “Data Values for TOS, DSCP, and PHB Parameters.”</p> |
| |  Caution | <p>Cisco does not recommend using any value other than the specified default. Changing this value from its default may significantly impact network performance. Contact Cisco TAC for further information.</p> | | | | | |

Table A-1 Configurable Parameters for the Call Agent and Feature Server (continued)


| Group | Type | Datatype | From-Value | To-Value | CHK-POS-VAL | De-fault | Description |
|-------|---|--|------------|----------|-------------|----------|--|
| SIM | SIM-SIG-TOS-THROUGHPUT | BOOLEAN | | | N | N | Specifies whether to set throughput. Throughput refers to the actual amount of useful and nonredundant information that is transmitted or processed. The relationship between what went in one end of the network and what came out the other is a measure of the efficiency of that communications network. Throughput is a function of bandwidth, error performance, congestion, and other factors. TOS provides an indication of the abstract parameters of the quality of service desired. These parameters are used to guide the selection of the actual service parameters when transmitting a datagram through a particular network. See RFC 1349, RFC 791, and RFC 795 for detailed information. |
| |  Caution | Cisco does not recommend using any value other than the specified default. Changing this value from its default may significantly impact network performance. Contact Cisco TAC for further information. | | | | | |
| | | | | | | | Y—(1) Set to high throughput. N—(0) Set to normal throughput. |
| | | | | | | | Note If you prefer to use DSCP values, derive the appropriate TOS values using the DSCP/TOS mapping information in Appendix H, “Data Values for TOS, DSCP, and PHB Parameters.” |

Table A-1 Configurable Parameters for the Call Agent and Feature Server (continued)


| Group | Type | Datatype | From-Value | To-Value | CHK-POS-VAL | De-fault | Description |
|-------|--|----------|------------|----------|-------------|----------|---|
| SIM | SIM-SIG-TOS-LOWDELAY | BOOLEAN | | | N | Y | <p>Specifies whether to set low delay. Low delay refers to the waiting time, or latency involved in sending and receiving a packet. You can set various options on the TCP socket to tune or optimize for certain performance parameters. TOS provides an indication of the abstract parameters of the quality of service desired. These parameters are used to guide the selection of the actual service parameters when transmitting a datagram through a particular network. See RFC 1349, RFC 791, and RFC 795 for detailed information.</p> <p>Y—(1) Set to low delay.</p> <p>N—(0) Set to normal delay.</p> <p>Note If you prefer to use DSCP values, derive the appropriate TOS values using the DSCP/TOS mapping information in Appendix H, “Data Values for TOS, DSCP, and PHB Parameters.”</p> |
| |  Caution Cisco does not recommend using any value other than the specified default. Changing this value from its default may significantly impact network performance. Contact Cisco TAC for further information. | | | | | | |

Table A-1 Configurable Parameters for the Call Agent and Feature Server (continued)


| Group | Type | Datatype | From-Value | To-Value | CHK-POS-VAL | De-fault | Description |
|-------|---|--|------------|----------|-------------|----------------------|--|
| SIM | SIM-SIG-TOS-RELIABILITY | BOOLEAN | | | N | N | Specifies whether to set reliability. Reliability refers to the dependability of packet delivery. TOS provides an indication of the abstract parameters of the quality of service desired. These parameters are used to guide the selection of the actual service parameters when transmitting a datagram through a particular network. See RFC 1349, RFC 791, and RFC 795 for detailed information. |
| |  Caution | Cisco does not recommend using any value other than the specified default. Changing this value from its default may significantly impact network performance. Contact Cisco TAC for further information. | | | | | |
| | | | | | | | Y—(1) Set to high reliability. N—(0) Set to normal reliability. Note If you prefer to use DSCP values, derive the appropriate TOS values using the DSCP/TOS mapping information in Appendix H, “Data Values for TOS, DSCP, and PHB Parameters.” |
| SIP | ENCRYPTION-KEY | STRING | | | N | 00000000 00000000 | 1–16 ASCII characters, Default = 0000000000000000 (0–9, A–F). |
| SIP | MAX-SUBSCRIPTION-LEVEL | INTEGER | | | N | 3600 | Specifies whether to limit/lower the duration (in seconds) of a subscription that is requested by the subscriber. |
| SIP | MIN-EXPIRES-SECS | INTEGER | 1800 | | N | | Specifies whether the registrar will reject a register request that has a value less than 3600 and less than min-expires-secs. There is no upper limit. |
| SIP | MIN-SE (Obsoleted in Release 4.5) | INTEGER | 900 | 1800 | N | 900 | In seconds, this is the minimum session-expires allowed to be sent or received. |
| SIP | RADIUS-AUTHORIZATION-ALLOWED | BOOLEAN | | | N | N | Not used. |

Table A-1 Configurable Parameters for the Call Agent and Feature Server (continued)

| Group | Type | Datatype | From-Value | To-Value | CHK-POS-VAL | De-fault | Description |
|-------|--|----------|------------|----------|-------------|-----------------------|--|
| SIP | RADIUS-SERVER-ADDRESS | STRING | | | N | | Specifies the DNS or IP address. (Not used.) |
| SIP | REFER-ABANDON-TIMER-SECS | INTEGER | | | N | 180 | Seconds to wait before giving up on a transfer request and sending a failure notification to the transferee. No range is specified. |
| SIP | REFER-ACCEPT-TIMER-SECS | INTEGER | | | N | 10 | Seconds to wait for response from the BCM/FS before rejecting a refer request. No range is specified. |
| SIP | SESSION-EXPIRES (Obsoleted in Release 4.5) | INTEGER | 1800 | 7200 | N | 1800 | This SIP feature session timer (in seconds) is used for SIP auditing purpose. A periodic refresh is sent for each session to check the liveness of the session. This conveys the session interval for a SIP call. |
| SIP | SIA-REG-MAX-EXPIRES-SECS | INTEGER | | | N | 7200 | Specifies whether the registrar restricts the maximum value for contact expiration. |
| SIP | SIA-REG-MIN-EXPIRES-SECS | INTEGER | 1800 | | N | 1800 (Release 4.5) | Specifies whether the registrar rejects a register request having a value less than 3600 and less than min-expires-secs. There is no upper limit. |
| SIP | SIP-SUB-SEND-CPG-ON-HOLD-SIGNAL (Release 4.4.0) | BOOLEAN | | | N | N | Controls the call hold event signal for all Cisco BTS 10200 Softswitch SIP subscribers. When a SIP subscriber goes on or off hold, and this flag is set to true, a call hold event is signaled to the other party in the call from Cisco BTS 10200 Softswitch. The message sent to mute the media path is sent to the other party regardless of this flag setting. |
| SIP | SUB-SESSION-TIMER-ALLOWED | BOOLEAN | | | N | Y | Controls the session timer feature for all Cisco BTS 10200 Softswitch SIP subscribers. When true, the session timer is activated on every call to or from a SIP subscriber. |

Table A-1 Configurable Parameters for the Call Agent and Feature Server (continued)

| Group | Type | Datatype | From-Value | To-Value | CHK-POS-VAL | De-fault | Description |
|-------|--------------------|----------|------------|----------|-------------|----------|--|
| SIP | WHISPER-TONE-TIMER | INTEGER | 10 | 180 | N | 30 | Specifies how long to provide a whisper tone before the call is forced to disconnect. Not used. |
| SLE | IVR-DN | DIGITS | | | N | | Directory number for IVR. |
| SLE | SLE-BLOCK-ICN | BOOLEAN | | | N | Y | Per-switch blocking of SLE messages with internetwork ICN information. Not used. |
| SLE | SLE-DE-THRESHOLD | INTEGER | 2 | 5 | N | 3 | Specifies the number of consecutive dialing errors allowed. |
| SLE | SLE-GRP-OVERRIDE | BOOLEAN | | | N | Y | Specifies whether to allow override GRP treatment analysis procedures and force messages to be routed without ICN information. (Not used.) |
| SLE | SLE-LIST-SIZE | INTEGER | 2 | 31 | N | 31 | Defines the maximum size of a Screen List Editing table. |
| SLE | SLE-TIMER-T | INTEGER | 2 | 10 | N | 4 | T1 defines how long the SPCS waits for a customer to confirm an existing remote DN or indicate to change the remote DN. |
| SLE | SLE-TIMER-T2 | INTEGER | 2 | 10 | N | 4 | T2 defines how long the SPCS waits for a customer to specify a new remote DN. |
| SLE | SLE-TIMER-T3 | INTEGER | 2 | 10 | N | 4 | T3 defines how long the SPCS waits for a customer to specify a list-editing level option. It also defines how long the SPCS waits for the customer to specify #, 12, or 0 when a DN must be added to the list during feature activation. |
| SLE | SLE-TIMER-T4 | INTEGER | 2 | 10 | N | 4 | T4 defines how long the SPCS waits for the customer to specify a DN when adding or deleting an entry. |
| SLE | SLE-TIMER-T5 | INTEGER | 2 | 4 | N | 3 | T5 specifies the time the originating SPCS waits for a response to the initial query sent to the screened DNs SPCS. |

Table A-1 Configurable Parameters for the Call Agent and Feature Server (continued)

| Group | Type | Datatype | From-Value | To-Value | CHK-POS-VAL | De-fault | Description |
|-------|-------------------------------|----------|------------|----------|-------------|----------|---|
| SLE | SLE-TIMER-T6 | INTEGER | 20 | 40 | N | 25 | In 100 milliseconds (Default = 25 times 100 milliseconds). T6 defines how long the SPCS waits for a customer to specify an option after an entry on the list has been voiced back during list review. |
| SLE | SLE-TIMER-T7 | INTEGER | 2 | 9 | N | 4 | Inter-digit timer for SLE. |
| SLE | SLE-TO-THRESHOLD | INTEGER | 2 | 5 | N | 3 | Specifies the number of consecutive timeouts allowed. |
| SS7 | EXCHANGE-TYPE (Release 4.4.0) | STRING | | | Y | A | There are two exchange-types: Type A: 1) Originating exchange 2) Destination exchange 3) Interworking exchange 4) Incoming or outgoing international exchange Type B: National or international transit exchange. |
| TCAP | ACAR-SLHR-ID | STRING | | | N | | The Service Logic Host Route id to route automatic callback and automatic recall query messages. |
| TCAP | ARAC-TTYPE | INTEGER | 1 | 255 | N | | Specifies the global translation type used when an AC or AR query is performed. |
| TCAP | CAR-800-SSN | INTEGER | 1 | 255 | N | 254 | Not used. |
| TCAP | CNAM-SSN | INTEGER | 1 | 255 | N | 254 | Not used. |
| TCAP | DEFAULT-LIDB-SLHR-ID | STRING | | | N | | The Service Logic Host Route table contains the information necessary to route an LIDB request message to an SCP. |
| TCAP | DEFAULT-LNP-SLHR-ID | STRING | | | N | | The Service Logic Host Route table contains the information necessary to route an LNP request message to an SCP. |
| TCAP | DEFAULT-SLHR-ID | STRING | | | N | | The Service Logic Host Route table contains the information necessary to route a TDP request message to an SCP. |

Table A-1 Configurable Parameters for the Call Agent and Feature Server (continued)

| Group | Type | Datatype | From-Value | To-Value | CHK-POS-VAL | De-fault | Description |
|-------|---------------------------|----------|------------|----------|-------------|---------------------------------------|---|
| TCAP | DEFAULT-TOLL-FREE-SLHR-ID | STRING | | | N | | The Service Logic Host Route table contains the information necessary to route a toll-free request message to an SCP. |
| TCAP | LNP-SSN | INTEGER | 1 | 255 | N | 247 | Not used. |
| TCAP | NAT-800-SSN | INTEGER | 1 | 255 | N | 254 | Not used. |
| TCAP | NAT-800-TTYPE | INTEGER | 1 | 255 | N | 8 | Specifies which global translation type to use when performing an AIN 0.1 based 800 query. |
| TCAP | SCP-RESPONSE-TMR | INTEGER | 1 | 6 | N | 6 (Release 4.1) 3 (Release 4.2) | Specifies the length of timeout waiting in seconds for an SCP response. Note The ssf-tmr value must be greater than the scp-response-tmr. |



APPENDIX B

Valid Features

Revised: July 24, 2009, OL-3743-42

This section lists the valid features for this release. The service provider can change the values, star codes, and associated features FNAME1, FNAME2 assigned to the features. See the *Cisco BTS 10200 Softswitch System Description* for more information.



Caution

Always enter feature tokens in uppercase, or you will receive the following message: “Reply: Database is void of entries.” For example, enter AC_ACT, not ac_act. Also, feature tokens must be typed with an underscore character (_) or you will receive the following message: “Reply: Database is void of entries.” For example, you must enter AC_ACT, not AC-ACT.

Feature Information

This section details additional feature provisioning information.



Note

To define features, you must specify a type/value pair. Therefore, to change the values for a feature, issue the **change** command according to the following example:

```
change feature fname=OCB; type1=pin-len; value1=5; type2=to; value2=2-; type3=fail-cnt;  
value3=4; type4=lock-out; value4=60;
```

General

The following list provides additional general feature provisioning information:

- If a call-agent-id is not configured in the Office Code table, AR, AC and CFNA features will not work.
- The call transfer (CT) feature includes three-way bridging functionality.
- If a subscriber has both call transfer and three-way calling features enabled, then call transfer takes priority.
- Call-Hold (CHD) and Call-Park (CPRK) are Centrex-only features. They are available only to Centrex subscribers.

- For Centrex subscribers: if CHD is assigned CW, CIDCW behaves as CHD. The user is expected to dial the CHD-Star-Code after hookflash to answer a waiting call. A user must hookflash and dial CHD-Star-Code after hookflash to alternate between two calls.
- Features assigned to the main-subscriber of a Centrex or MLH Group are provided to the members of the whole group if the members have the GRP flag set to Y in the Subscriber table. However, this is not applicable to activate or deactivate features. Members of a group must individually activate or deactivate the features, as applicable.
- The Subscriber Feature Data table must be provisioned for hotline and warmline features to work.
- The Call Park Subscriber Group table must be provisioned for the Call Park feature to work.
- SFG control is enabled only if the subscriber is assigned OSFG or ISFG in the Subscriber Service Profile table and the Centrex group table has sfg-control=Y.

Office Table Features

This section provides additional feature provisioning information for office tables.

One service ID (the office service ID) is reserved for provisioning of POP-based features. These office-based features can include certain network features and certain usage-sensitive features, as described below. The service provider provisions the individual features, enters a unique ID in the service table, and provisions this service ID in the POP table. All of the subscribers within the POP are provided with this service (and this set of features).

One service ID (the default office service ID) is reserved for provisioning of switch-based features. The service provider provisions the individual features, enters a unique ID in the service table, and provisions this service ID in the CA-Config table. All of the subscribers on the switch are provided with this service (and this set of features).



Note

If the office-service-id is provisioned in the POP table, the system uses this value. However, if the office-service-id is *not* provisioned in the POP table, the system uses the default-office-service-id provisioned in the CA-Config table.



Caution

The system does not validate or restrict the provisioning of features on the office service ID. However, entries other than the ones listed below will have undefined results. Do not enter features other than the ones listed below.

- The following features can be provisioned with the office-service-id (POP table) and the default-office-service-id (CA-Config table):
 - USTWC (For three-way-calling, note that USTWC is the feature that can be included in the office service ID, and TWC is the feature that can be assigned to individual subscribers.)
 - COT
 - AR_ACT (or AR, if umbrella feature was created)
 - AR_DEACT (not needed if umbrella feature AR was created)
 - AC_ACT (or AC, if umbrella feature was created)
 - AC_DEACT (not needed if umbrella feature AC was created)
 - 8XX

- LNP
 - 911
 - BLV
 - REFER—Valid for SIP subscribers only
- The following features are available, if not subscribed, only if the usage-sensitive (usage-sens) token in the Subscriber table is set to Y:
 - USTWC
 - COT
 - AR_ACT
 - AR_DEACT
 - AC_ACT
 - AC_DEACT
- The system checks both the usage-sens token in the Subscriber table and the type token in the Subscriber Feature Data table for the following features. If the type=denied, the feature is not provided.
 - USTWC
 - COT
 - AC_ACT
 - AR_ACT
- The system checks for type=denied for the BLV feature, but it is not restricted by the usage-sens token.
- The system does not check the usage-sens token or if type=denied for the following features:
 - 911
 - LNP
 - 8XX

Additional RACF-Pin assignment information:

- Assign the RACF_PIN feature only to those RACF subscribers that have unique PINs.
- A unique PIN is identified in the subscriber feature data entry for RACF as PINTYPE=PIN or PINTYPE=NEWPIN. (The NEWPIN type indicates that the subscriber has not yet changed the PIN from the default one assigned by service provider. To use the RACF feature, the subscriber must change the PIN at least once from their home number. Once this is done, the PINTYPE in feature data is changed to PIN).
- Subscribers with a nonunique PIN are not allowed to change it. A nonunique PIN can only be changed through the command line interface by the service provider. For nonunique PIN validation, provision an authcode and set the PINTYPE to AUTHCODE.
- Nonunique PINs are typically assigned to a group of subscribers sharing the same PIN, for example: in a Centrex environment.

Office Service id precedence information:

1. The Cisco BTS 10200 Softswitch first checks the Point of Presence (POP) table to see if an office-service id is provisioned. If an office-service-id is provisioned, and LNP is provisioned in the Service table, then LNP can be triggered regardless of any provisioning in the Call Agent Configuration table.

2. If the office-service id is not provisioned in the POP table, the Cisco BTS 10200 Softswitch checks the default-office-service-id in Call Agent Configuration table. If the default-office-service-id is provisioned and LNP is provisioned in the Service table, then LNP can be triggered.
3. If the office-service id is not provisioned in either the POP table or the Call Agent Configuration table, LNP is not triggered.

| F N A M E | TDPn | TIDn | T | F | F | F | F | F | | V | | V | | V | V | O | C | | | T | G | Description | |
|-----------------------|--|--|---|------------------|----------------------------|---|---|---|---|---|---|---|---|---|---|---|---|---|---|---|---|--|---|
| | | | T | N | N | N | N | N | T | A | T | A | T | A | V | A | f | P | e | n | | | a |
| | | | Y | A | A | A | A | A | Y | L | Y | L | Y | L | A | L | L | i | O | r | | | d |
| | | | P | M | M | M | M | M | P | U | P | U | P | U | U | U | U | c | T | e | | | e |
| E | | | 1 | 1 | 2 | 3 | 4 | 5 | 1 | 1 | 2 | 2 | 3 | 3 | 4 | 4 | 5 | e | S | x | m | P | |
| 8XX | COLLECTED_ INFORMATION | SPECIFIC_ DIGIT_STRING | R | | | | | | | | | | | | | | Y | | | N | | Toll-free number. | |
| 911 | COLLECTED_ INFORMATION | 911_TRIGGER | R | | | | | | | | | | | | | | Y | | | N | | Emergency service. | |
| AC | | | R | A C | A C | | | | | | | | | | | | Y | Y | Y | N | | Automatic callback. | |
| | | | | — A C T | — D E A C T | | | | | | | | | | | | | | | | | | |
| AC_ ACT | COLLECTED_ INFORMATION | VERTICAL_ SERVICE_CODE | R | | | | | | | | | | | | | | Y | Y | Y | N | | Automatic callback activation. | |
| AC_ DEACT | COLLECTED_ INFORMATION | VERTICAL_ SERVICE_CODE | R | | | | | | | | | | | | | | Y | Y | Y | N | | Automatic callback deactivation. | |
| ACR | TERMINATION_ ATTEMPT_ AUTHORIZED | TERMINATION_ ATTEMPT_ AUTHORIZED | R | | | | | | | | | | | | | | | Y | Y | N | | Anonymous call rejection. | |
| ACR_ ACT | COLLECTED_ INFORMATION | VERTICAL_ SERVICE_CODE | R | | | | | | | | | | | | | | | Y | Y | N | | Anonymous call rejection activation code. | |
| ACR_ DEACT | COLLECTED_ INFORMATION | VERTICAL_ SERVICE_CODE | R | | | | | | | | | | | | | | | Y | Y | N | | Anonymous call rejection deactivation code. | |

Table B-1 List of Features (continued)

| Feature Name | TDPn | TIDn | T | F | F | F | F | F | V | V | V | V | V | O | C e n a | | | Description | | | | | | |
|----------------------------|-----------------------|-----------------------|---|---|---|---|---|---|---|---|---|---|---|---|---------|---|---|-------------|---|---|---|---|--|--|
| | | | T | N | N | N | N | T | A | T | A | T | A | A | f | P | t | | n | | | | | |
| | | | Y | A | A | A | A | Y | L | Y | L | Y | L | L | i | O | r | | d | | | | | |
| | | | P | M | M | M | M | P | U | P | U | P | U | U | e | S | x | | m | G | | | | |
| E | | | 1 | 1 | 2 | 3 | 4 | 5 | 1 | 1 | 2 | 2 | 3 | 3 | 4 | 4 | 5 | e | S | x | m | P | | |
| ALERT_NOTIFY (Release 4.5) | CALL_ACCEPTED | CALL_ACCEPTED_NOTIFY | R | | | | | | | | | | | | | | | Y | | | | N | Alerting notification to third-party feature server. Note The feature identifier (FNAME) can be any unique string of up to 16 ASCII characters chosen by the service provider. | |
| ANI | | | R | | | | | | | | | | | | | | | | | | Y | N | Automatic number identification. | |
| AR | | | R | A | A | | | | | | | | | | | | | Y | Y | Y | | N | Automatic recall. | |
| | | | | R | R | | | | | | | | | | | | | | | | | | | |
| | | | | — | — | | | | | | | | | | | | | | | | | | | |
| | | | | A | D | | | | | | | | | | | | | | | | | | | |
| | | | | C | E | | | | | | | | | | | | | | | | | | | |
| | | | | T | A | | | | | | | | | | | | | | | | | | | |
| | | | | | C | | | | | | | | | | | | | | | | | | | |
| | | | | | T | | | | | | | | | | | | | | | | | | | |
| AR_ACT | COLLECTED_INFORMATION | VERTICAL_SERVICE_CODE | R | | | | | | | | | | | | | | | Y | Y | Y | | N | Automatic recall activation. | |
| AR_DEACT | COLLECTED_INFORMATION | VERTICAL_SERVICE_CODE | R | | | | | | | | | | | | | | | Y | Y | Y | | N | Automatic recall deactivation. | |
| BLV | TERMINATION_ATTEMPT | BLV | R | | | | | | | | | | | | | | | Y | | | | N | Busy line verification. | |
| CBLK | COLLECTED_INFORMATION | VERTICAL_SERVICE_CODE | R | | | | | | | | | | | | | | | Y | Y | Y | | N | Call block-reject caller. | |

Table B-1 List of Features (continued)

| F N A M E | TDPn | TIDn | T | F | F | F | F | F | V | V | V | V | V | O | C | T | Description | | | | | | |
|-----------------------|---|---|---|---|---|---|---|---|---|---|---|---|---|---|---|---|-------------|---|---|---|---|--|----------------------|
| | | | T | N | N | N | N | T | A | T | A | T | A | A | f | n | | a | | | | | |
| | | | Y | A | A | A | A | Y | L | Y | L | Y | L | Y | L | f | | P | t | | | | |
| | | | P | M | M | M | M | M | P | U | P | U | P | U | P | U | | i | O | r | | | |
| E | E | E | E | E | E | E | E | E | E | E | E | E | E | c | T | e | G | | | | | | |
| E | | | 1 | 1 | 2 | 3 | 4 | 5 | 1 | 1 | 2 | 2 | 3 | 3 | 4 | 4 | 5 | e | S | x | m | P | |
| | | | | | | | | | | | | | | | | | | | | | | | |
| CCW | COLLECTED_ INFORMATION O_MID_CALL (Release 4.5) T_MID_CALL (Release 4.5) | VERTICAL_ SERVICE_CODE O_SWITCH_ HOOK_FLASH_ IMMEDIATE (Release 4.5) T_SWITCH_ HOOK_FLASH_ IMMEDIATE (Release 4.5) | R | | | | | | | | | | | | | | | Y | Y | | N | Cancel call waiting. | |
| CDP | COLLECTED_ INFORMATION | CUSTOMIZE_ DIALING_PLAN | R | | | | | | | | | | | | | | | | Y | | Y | | Customize dial plan. |
| CFB | T_BUSY T_EXCEPTION (Release 4.5.1) | T_BUSY T_NOT_ REACHABLE (Release 4.5.1) | R | C | C | C | | | M | Y | I | N | | | | | | Y | Y | | N | Call forwarding busy. MCF—Multiple call forwarding (Default = N). Multiple call forwarding is enabled by default, but can be disabled. See Table B-2 for Release 4.5.x TYPEn/VALUEn information. | |
| | | | | F | F | F | | | C | | N | | | | | | | | | | | | |
| | | | | B | B | B | | | F | | T | | | | | | | | | | | | |
| | | | | V | V | I | | | | | L | | | | | | | | | | | | |
| | | | | A | D | | | | | | | | | | | | | | | | | | |
| CFBI | COLLECTED_ INFORMATION | VERTICAL_ SERVICE_ CODE | R | | | | | | S | N | F | N | | | | | | Y | Y | | N | Call forwarding busy interrogation. See Table B-2 for Release 4.5.x TYPEn/VALUEn information. | |
| | | | | | | | | | D | | D | | | | | | | | | | | | |
| | | | | | | | | | T | | T | | | | | | | | | | | | |
| CFBVA | COLLECTED_ INFORMATION | VERTICAL_ SERVICE_CODE | R | | | | | | S | Y | F | Y | I | N | C | N | | Y | Y | | N | Call forwarding busy activation. See Table B-2 for Release 4.5.x TYPEn/VALUEn information. | |
| | | | | | | | | | D | | D | | N | | C | | | | | | | | |
| | | | | | | | | | T | | T | | T | | | | | | | | | | |
| | | | | | | | | | | | | | L | | | | | | | | | | |
| CFBVD | COLLECTED_ INFORMATION | VERTICAL_ SERVICE_CODE | R | | | | | | F | Y | | | | | | | | Y | Y | | N | Call forwarding busy deactivation. See Table B-2 for Release 4.5.x TYPEn/VALUEn information. | |
| | | | | | | | | | D | | | | | | | | | | | | | | |
| | | | | | | | | | T | | | | | | | | | | | | | | |

| F N A M E | TDPn | TIDn | T T Y P E 1 | F N A M E 1 | F N A M E 2 | F N A M E 3 | F N A M E 4 | F N A M E 5 | T T Y P E 1 | V A L U E 1 | V A L U E 2 | V A L U E 3 | V A L U E 4 | V A L U E 5 | O f f i c e S | C e n t r a l P r o c e s s i n g | Description | |
|---|-----------------------------|-----------------------------|----------------------------|----------------------------|----------------------------|----------------------------|----------------------------|----------------------------|----------------------------|----------------------------|----------------------------|----------------------------|----------------------------|----------------------------|---------------------------------|---|--|---|
| CFC (Re- lease 4.5) | CALL_ ACCEPTED T_BUSY | CALL_ ACCEPTED T_BUSY | R | C | C | C | C | C | | | | | | | | | Call forwarding combination. See Table B-2 for Release 4.5.x TYPEn/VALUEn information. | |
| CFC_ DN_ CHG_ ACT (Re- lease 4.5) | COLLECTED_ INFORMATION | VERTICAL_ SERVICE_CODE | R | F | F | F | F | F | | | | | | | | | Call forwarding combination DN change with activation. See Table B-2 for Release 4.5.x TYPEn/VALUEn information. | |
| CFC_ ACT (Re- lease 4.5) | COLLECTED_ INFORMATION | VERTICAL_ SERVICE_CODE | R | C | C | C | C | C | | | | | | | | | Call forwarding combination activation. See Table B-2 for Release 4.5.x TYPEn/VALUEn information. | |
| CFC_ DEACT (Re- lease 4.5) | COLLECTED_ INFORMATION | VERTICAL_ SERVICE_CODE | R | C | C | C | C | C | | | | | | | | | Call forwarding combination deactivation. See Table B-2 for Release 4.5.x TYPEn/VALUEn information. | |
| CFCI (Re lease 4.5) | COLLECTED_ INFORMATION | VERTICAL_ SERVICE_CODE | R | | | | | | | | | | | | Y | Y | N | CFC interrogation with DN verification. See Table B-2 for Release 4.5.x TYPEn/VALUEn information. |

Table B-1 *List of Features (continued)*

| Feature Name | TDPn | TIDn | T | F | F | F | F | F | | V | | V | | V | V | O | | C | T | Description | | | |
|-------------------------------|-----------------------|-----------------------|---|---|---|---|---|---|---|---|---|---|---|---|---|---|---|---|---|-------------|---|---|--|
| | | | T | N | N | N | N | N | T | A | T | A | T | A | A | f | | e | n | | | | |
| | | | Y | A | A | A | A | A | Y | L | Y | L | Y | L | L | f | P | t | n | | | | |
| | | | P | M | M | M | M | M | P | U | P | U | P | U | P | U | i | O | r | | d | G | |
| | | | 1 | 1 | 2 | 3 | 4 | 5 | 1 | 1 | 2 | 2 | 3 | 3 | 4 | 4 | 5 | e | S | x | m | P | |
| CFCI_NO_DN_VRFY (Release 4.5) | COLLECTED_INFORMATION | VERTICAL_SERVICE_CODE | R | | | | | | | | | | | | | | | Y | Y | | N | CFC interrogation with no DN verification. See Table B-2 for Release 4.5.x TYPEn/VALUEn information. | |
| CFNA | CALL_ACCEPTED | CALL_ACCEPTED | R | C | C | C | | | T | 3 | I | N | M | Y | | | | Y | Y | | N | Call forwarding no answer. MCF-Multiple call forwarding (Default = N). Multiple call forwarding is enabled by default, but can be disabled. TO=Timeout period in seconds. See Table B-2 for Release 4.5.x TYPEn/VALUEn information. | |
| | | | | F | F | F | | | O | 0 | N | | C | | | | | | | | | | |
| | | | | N | N | N | | | | | T | | F | | | | | | | | | | |
| | | | | A | A | A | | | | | L | | | | | | | | | | | | |
| | | | | V | V | I | | | | | | | | | | | | | | | | | |
| | | | | A | D | | | | | | | | | | | | | | | | | | |
| CFNAI | COLLECTED_INFORMATION | VERTICAL_SERVICE_CODE | R | | | | | | S | N | F | N | | | | | | Y | Y | | N | CFNA variable interrogation. See Table B-2 for Release 4.5.x TYPEn/VALUEn information. | |
| | | | | | | | | | D | | D | | | | | | | | | | | | |
| | | | | | | | | | T | | T | | | | | | | | | | | | |
| CFNAVA | COLLECTED_INFORMATION | VERTICAL_SERVICE_CODE | R | | | | | | S | Y | F | Y | I | N | C | N | | Y | Y | | N | CFNA variable activation. See Table B-2 for Release 4.5.x TYPEn/VALUEn information. | |
| | | | | | | | | | D | | D | | N | | C | | | | | | | | |
| | | | | | | | | | T | | T | | T | | | | | | | | | | |
| | | | | | | | | | | | | L | | | | | | | | | | | |
| CFNAVD | COLLECTED_INFORMATION | VERTICAL_SERVICE_CODE | R | | | | | | F | Y | | | | | | | | Y | Y | | N | CFNA variable deactivation. See Table B-2 for Release 4.5.x TYPEn/VALUEn information. | |
| | | | | | | | | | D | | | | | | | | | | | | | | |
| | | | | | | | | | T | | | | | | | | | | | | | | |

Table B-1 List of Features (continued)

| Feature Name | TDPn | TIDn | T | F | F | F | F | F | V | V | V | V | V | O | C | T | Description | | | | | |
|--------------|--------------|--------------|---|---|---|---|---|---|---|---|---|---|---|---|---|---|-------------|---|---|---|---|---|
| | | | T | N | N | N | N | N | T | A | T | A | T | A | A | f | | n | a | | | |
| | | | Y | A | A | A | A | A | Y | L | Y | L | Y | L | L | f | | P | n | | | |
| | | | P | M | M | M | M | M | P | U | P | U | P | U | U | i | | O | d | | | |
| | | | E | E | E | E | E | E | E | E | E | E | E | E | E | c | | T | e | G | | |
| | | | 1 | 1 | 2 | 3 | 4 | 5 | 1 | 1 | 2 | 2 | 3 | 3 | 4 | 4 | 5 | e | S | x | m | P |
| CFU | TERMINATION_ | TERMINATION_ | R | C | C | C | | | R | Y | I | N | M | Y | | | | Y | Y | | N | Call forwarding unconditional. |
| | ATTEMPT_ | ATTEMPT_ | | F | F | F | | | R | | N | | C | | | | | | | | | MCF—Multiple call forwarding allowed. |
| | AUTHORIZED | AUTHORIZED | | U | U | U | | | | | T | | F | | | | | | | | | Multiple call forwarding is enabled by default, but can be disabled. |
| | | | | A | D | I | | | | | L | | | | | | | | | | | RR—Ring reminder. See Table B-2 for Release 4.5.x TYPEn/VALUEn information. |
| CFUA | COLLECTED_ | VERTICAL_ | R | | | | | | I | N | C | A | F | Y | S | Y | | Y | Y | | N | CFU activation. |
| | INFORMATION | SERVICE_CODE | | | | | | | N | | C | N | D | | D | | | | | | | INTL—CF to international directory number (DN). See Table B-2 for Release 4.5.x TYPEn/VALUEn information. |
| | | | | | | | | | T | | | S | T | | T | | | | | | | |
| | | | | | | | | | L | | | | | | | | | | | | | |
| CFUD | COLLECTED_ | VERTICAL_ | R | | | | | | F | Y | | | | | | | | Y | Y | | N | CFU deactivation. See Table B-2 for Release 4.5.x TYPEn/VALUEn information. |
| | INFORMATION | SERVICE_CODE | | | | | | | D | | | | | | | | | | | | | |
| | | | | | | | | | T | | | | | | | | | | | | | |
| CFUI | COLLECTED_ | VERTICAL_ | R | | | | | | S | N | F | N | | | | | | Y | Y | | N | CFU interrogation. See Table B-2 for Release 4.5.x TYPEn/VALUEn information. |
| | INFORMATION | SERVICE_CODE | | | | | | | D | | D | | | | | | | | | | | |
| | | | | | | | | | T | | T | | | | | | | | | | | |
| CFV | COLLECTED_ | VERTICAL_ | R | | | | | | S | Y | F | Y | I | N | C | N | | Y | | | N | Call forwarding variable activation for business groups. CFVABBG takes precedence over CFU. See Table B-2 for Release 4.5.x TYPEn/VALUEn information. |
| ABBG | INFORMATION | SERVICE_CODE | | | | | | | D | | D | | N | | C | | | | | | | |
| | | | | | | | | | T | | T | | T | | | | | | | | | |
| | | | | | | | | | | | | L | | | | | | | | | | |

Table B-1 List of Features (continued)

| Feature Name | TDPn | TIDn | T | F | F | F | F | F | V | V | V | V | V | O | C | T | Description | | | | | |
|--------------|--------------|--------------|------|------|------|------|------|------|------|------|------|------|------|------|------|------|-------------|------|------|---|---|---|
| | | | TYPE | NAME | NAME | NAME | NAME | NAME | NAME | NAME | NAME | NAME | NAME | NAME | NAME | NAME | | NAME | NAME | | | |
| | | | 1 | 1 | 2 | 3 | 4 | 5 | 1 | 1 | 2 | 2 | 3 | 3 | 4 | 4 | 5 | e | S | x | m | P |
| CFVBGG | TERMINATION_ | TERMINATION_ | R | C | C | C | | | M | Y | R | Y | I | N | | | | Y | | N | | |
| | ATTEMPT_ | ATTEMPT_ | | F | F | F | | | C | | R | | N | | | | | | | | | |
| | AUTHORIZED | AUTHORIZED | | V | U | U | | | F | | | | T | | | | | | | | | |
| | | | | A | D | I | | | | | | | L | | | | | | | | | |
| | | | | B | | | | | | | | | | | | | | | | | | |
| | | | | B | | | | | | | | | | | | | | | | | | |
| | | | | G | | | | | | | | | | | | | | | | | | |
| CHD | O_MID_CALL | O_SWITCH_ | R | | | | | | | | | | | | | | | Y | | N | | |
| | | HOOK_FLASH_ | | | | | | | | | | | | | | | | | | | | |
| | T_MID_CALL | IMMEDIATE | | | | | | | | | | | | | | | | | | | | |
| | | T_SWITCH_ | | | | | | | | | | | | | | | | | | | | |
| | | HOOK_FLASH_ | | | | | | | | | | | | | | | | | | | | |
| | | IMMEDIATE | | | | | | | | | | | | | | | | | | | | |
| CIDCW | T_BUSY | T_BUSY | R | | | | | | | | | | | | | | | Y | Y | | N | |
| | | | | | | | | | | | | | | | | | | | | | | |
| CIDS | | | R | C | C | | | | | | | | | | | | | Y | Y | | N | |
| | | | | I | I | | | | | | | | | | | | | | | | | |
| | | | | D | D | | | | | | | | | | | | | | | | | |
| | | | | S | S | | | | | | | | | | | | | | | | | |
| | | | | D | S | | | | | | | | | | | | | | | | | |
| CIDSD | COLLECTED_ | VERTICAL_ | R | | | | | | | | | | | | | | | Y | Y | | N | |
| | INFORMATION | SERVICE_CODE | | | | | | | | | | | | | | | | | | | | |
| | | | | | | | | | | | | | | | | | | | | | | |
| CIDSS | COLLECTED_ | VERTICAL_ | R | | | | | | | | | | | | | | | Y | Y | | N | |
| | INFORMATION | SERVICE_CODE | | | | | | | | | | | | | | | | | | | | |
| | | | | | | | | | | | | | | | | | | | | | | |
| CLIP | N-A | N-A | R | C | C | | | | | | | | | | | | | | | | | |
| | | | | N | N | | | | | | | | | | | | | | | | | |
| | | | | A | D | | | | | | | | | | | | | | | | | |
| | | | | M | | | | | | | | | | | | | | | | | | |

Table B-1 List of Features (continued)

| Feature Name | TDPn | TIDn | T | F | F | F | F | F | V | V | V | V | V | O | C | T | Description | | | | | | |
|--------------|---------------------------------|--------------------------------|---|---|---|---|---|---|---|---|---|---|---|---|---|---|-------------|---|---|---|---|---|---|
| | | | T | N | N | N | N | N | A | T | A | T | A | A | f | n | | | | | | | |
| | | | Y | A | A | A | A | A | Y | L | Y | L | Y | L | L | i | | P | | | | | |
| | | | P | M | M | M | M | M | P | U | P | U | P | U | U | c | | T | | | | | |
| E | | | 1 | 1 | 2 | 3 | 4 | 5 | 1 | 1 | 2 | 2 | 3 | 3 | 4 | 4 | 5 | e | S | x | m | P | |
| CLIR | N-A | N-A | R | C | C | C | C | | | | | | | | | | | | | | | | Calling line identity restriction. |
| | | | | N | N | I | I | | | | | | | | | | | | | | | | |
| | | | | A | D | D | D | | | | | | | | | | | | | | | | |
| | | | | B | B | S | S | | | | | | | | | | | | | | | | |
| | | | | | | S | D | | | | | | | | | | | | | | | | |
| CNAB | COLLECTED_INFORMATION | VERTICAL_SERVICE_CODE | R | | | | | | | | | | | | | | | Y | Y | | N | | Calling name delivery blocking.This feature is not supported on SIP trunks. See the <i>Cisco BTS 10200 Softswitch Provisioning Guide</i> and <i>Release Notes</i> for more information. See Table B-2 for Release 4.5.x TYPEn/VALUEn information. |
| CNAM | FACILITY_SELECTED_AND_AVAILABLE | TERMINATION_RESOURCE_AVAILABLE | R | | | | | | | | | | | | | | | Y | Y | | N | | Calling name. |
| CND | FACILITY_SELECTED_AND_AVAILABLE | TERMINATION_RESOURCE_AVAILABLE | R | | | | | | | | | | | | | | | Y | Y | | N | | Calling number delivery. |
| CNDB | COLLECTED_INFORMATION | VERTICAL_SERVICE_CODE | R | | | | | | | | | | | | | | | Y | Y | | N | | Calling number delivery blocking (toggles the privacy indicator). See Table B-2 for Release 4.5.x TYPEn/VALUEn information. |
| COS | COLLECTED_INFORMATION | COS_TRIGGER | R | | | | | | | | | | | | | | | Y | Y | Y | N | | Class of service screening. |
| COT | COLLECTED_INFORMATION | VERTICAL_SERVICE_CODE | R | | | | | | | | | | | | | | | Y | Y | Y | | N | Customer-originated trace. |
| CPRK | O_MID_CALL | O_SWITCH_HOOK_FLASH_IMMEDIATE | R | | | | | | | | | | | | | | | | Y | | | N | Call park access code. |
| | T_MID_CALL | T_SWITCH_HOOK_FLASH_IMMEDIATE | | | | | | | | | | | | | | | | | | | | | |

| Feature Name | TDPn | TIDn | T | F | F | F | F | F | V | V | V | V | V | O | C | T | Description | |
|--------------|--------------------------------|--------------------------------|------|---------------------------------|---|------|------|------|--------|--------|------|------|------|------|------|------|----------------------------------|--|
| | | | TYPE | NAME | NAME | NAME | NAME | NAME | NAME | NAME | NAME | NAME | NAME | NAME | NAME | NAME | | NAME |
| CPRK_RET | | | R | | | | | | | | | | | | Y | N | Call park retrieval access code. | |
| CT | O_MID_CALL | O_SWITCH_HOOK_FLASH_IMMEDIATE | R | | | | | | | | | | | | Y | N | Call transfer. | |
| | T_MID_CALL | T_SWITCH_HOOK_FLASH_IMMEDIATE | | | | | | | | | | | | | | | | |
| CW | T_BUSY | T_BUSY | R | | | | | | | | | | | | Y | Y | N | Call waiting. |
| CWD | T_BUSY | T_BUSY | R | | | | | | T O | 1 5 | | | | | Y | Y | N | Call waiting deluxe. See Table B-2 for Release 4.5.x TYPEn/VALUEn information. |
| CWDA | COLLECTED_INFORMATION | VERTICAL_SERVICE_CODE | R | | | | | | | | | | | | | | | Call waiting feature (CW and CWD) activation. |
| CWDD | COLLECTED_INFORMATION | VERTICAL_SERVICE_CODE | R | | | | | | | | | | | | | | | Call waiting feature (CW and CWD) deactivation. |
| CWDI | COLLECTED_INFORMATION | VERTICAL_SERVICE_CODE | R | | | | | | | | | | | | | | | Call waiting deluxe interrogation. |
| DACWI | TERMINATION_ATTEMPT_AUTHORIZED | TERMINATION_ATTEMPT_AUTHORIZED | R | | | | | | | | | | | | Y | Y | N | Distinctive alerting/call waiting on incoming on DID calls. |
| DND | TERMINATION_ATTEMPT_AUTHORIZED | TERMINATION_ATTEMPT_AUTHORIZED | R | D N D — A C T | D N D — D E A C T | | | | | | | | | | Y | Y | N | Do not disturb. |
| DND_ACT | COLLECTED_INFORMATION | CUSTOMIZE_DIALING_PLAN | R | | | | | | | | | | | | Y | Y | N | Do not disturb activation. |
| DND_DEACT | COLLECTED_INFORMATION | CUSTOMIZE_DIALING_PLAN | R | | | | | | | | | | | | Y | Y | N | Do not disturb deactivation. |

Table B-1 List of Features (continued)

| Feature Name | TDPn | TIDn | T | F | F | F | F | F | | V | | V | | V | | V | V | O | | C | T | Description | |
|---------------------------|--------------------------------|--------------------------------|---|---|---|---|---|---|---|---|---|---|---|---|---|---|---|---|---|---|--|-------------|---|
| | | | T | N | N | N | N | N | T | A | T | A | T | A | T | A | A | f | | e | n | | a |
| | | | Y | A | A | A | A | A | Y | L | Y | L | Y | L | Y | L | L | i | P | t | n | | |
| | | | P | M | M | M | M | M | P | U | P | U | P | U | P | U | U | e | S | x | m | | P |
| E | | | E | E | E | E | E | E | E | E | E | E | E | E | E | E | c | T | e | e | R | | |
| | | | 1 | 1 | 2 | 3 | 4 | 5 | 1 | 1 | 2 | 2 | 3 | 3 | 4 | 4 | 5 | e | S | x | m | P | |
| LNP | COLLECTED_INFORMATION | LNP_TRIGGER | R | | | | | | | | | | | | | | | Y | | N | Local number portability. | | |
| MDN | TERMINATION_ATTEMPT_AUTHORIZED | TERMINATION_ATTEMPT_AUTHORIZED | R | | | | | | | | | | | | | | | Y | Y | N | Multiple directory numbers. For example, teen service. | | |
| NSA (Re-lease 4.5) | TERMINATION_ATTEMPT_AUTHORIZED | TERMINATION_ATTEMPT_AUTHORIZED | R | | | | | | | | | | | | | | | | | | No Solicitation Announcement feature. | | |
| NSA_ACT (Re-lease 4.5) | COLLECTED_INFORMATION | VERTICAL_SERVICE_CODE | R | | | | | | | | | | | | | | | | | | NSA Management feature. | | |
| OCB | COLLECTED_INFORMATION | COS_TRIGGER | R | O | O | O | | | P | 4 | F | 3 | T | - | T | 3 | | Y | Y | N | Outgoing call barring. See Table B-2 for Release 4.5.x TYPEn/VALUEn information. | | |
| | | | | C | C | C | | | I | | A | | O | | O | 0 | | | | | | | |
| | | | | B | B | B | | | N | | I | | | | | | | | | | | | |
| | | | | A | D | I | | | - | | L | | | | | | | | | | | | |
| | | | | | | | | | E | | - | | | | | | | | | | | | |
| | | | | | | | | | N | | C | | | | | | | | | | | | |
| | | | | | | | | | | | N | | | | | | | | | | | | |
| | | | | | | | | | | | T | | | | | | | | | | | | |
| OCBA | COLLECTED_INFORMATION | VERTICAL_SERVICE_CODE | R | | | | | | | | | | | | | | | Y | Y | N | Outgoing call barring activation. | | |
| OCBD | COLLECTED_INFORMATION | VERTICAL_SERVICE_CODE | R | | | | | | | | | | | | | | | Y | Y | N | Outgoing call barring deactivation. | | |
| OCBI | COLLECTED_INFORMATION | VERTICAL_SERVICE_CODE | R | | | | | | | | | | | | | | | Y | Y | N | Outgoing call barring interrogation. | | |
| OSFG | ROUTE_SELECTED | ROUTE_SELECTED | R | | | | | | | | | | | | | | | | Y | N | Outgoing SFG feature for Centrex. | | |
| PS (Re-lease 4.5) | TERMINATION_ATTEMPT_AUTHORIZED | TERMINATION_ATTEMPT_AUTHORIZED | R | | | | | | | | | | | | | | | | | | Privacy screening (PS) feature. | | |

Table B-1 **List of Features (continued)**

| Feature Name | TDPn | TIDn | T | F | F | F | F | F | T | V | V | V | V | V | O | C | T | Description | | | |
|-------------------------|-----------------------------------|-----------------------------------|---|---|---|---|---|---|---|---|---|---|---|---|---|---|---|-------------|---|---|---|
| | | | T | N | N | N | N | N | T | A | T | A | T | A | A | f | n | | a | | |
| | | | Y | A | A | A | A | A | Y | L | Y | L | Y | L | L | f | P | | t | n | |
| | | | P | M | M | M | M | M | P | U | P | U | P | U | U | i | O | | r | d | G |
| | | | E | E | E | E | E | E | E | E | E | E | E | E | E | E | c | | T | e | R |
| | | | 1 | 1 | 2 | 3 | 4 | 5 | 1 | 2 | 2 | 3 | 3 | 4 | 4 | 5 | e | S | x | m | P |
| PS_MANAGE (Release 4.5) | COLLECTED_INFORMATION | COLLECTED_INFORMATION | R | | | | | | | | | | | | | | | | | | PS management feature. |
| PS_O (Release 4.5) | COLLECTED_INFORMATION | COLLECTED_INFORMATION | R | | | | | | | | | | | | | | | | N | | PS feature assigned to the incoming trunk from the PS application server. |
| RACF | T_ANSWER | T_ANSWER | R | | | | | | | | | | | | | | | Y | Y | N | Remote activation of call forwarding. RACF is an IVR-based function that can be used with CFU. |
| RACF_PIN | COLLECTED_INFORMATION T_ANSWER | VERTICAL_SERVICE_CODE T_ANSWER | R | | | | | | | | | | | | | | | Y | Y | N | RACF PIN change. |
| RCF | TERMINATION_ATTEMPT_AUTHORIZED | TERMINATION_ATTEMPT_AUTHORIZED | R | C | | | | | M | Y | R | N | | | | | | Y | | N | Remote call forwarding. See Table B-2 for Release 4.5.x TYPEn/VALUEn information. |
| REFER | O_MID_CALL T_MID_CALL | REFER_TRIGGER REFER_TRIGGER | R | | | | | | | | | | | | | | | Y | | N | Refer capability is inherent to a SIP phone. Refer is used to perform a blind or a consultative call transfer. This is currently defined as a basic SIP capability available to all SIP subscribers and provisioned as part of the Office Service ID. |

Table B-1 List of Features (continued)

| Feature Name | TDPn | TIDn | T | F | F | F | F | F | F | T | V | V | V | V | V | O | C | e | T | G | Description |
|--------------|--------------------------------|--------------------------------|---|---|---|---|---|---|---|---|---|---|---|---|---|---|---|---|---|---|--|
| | | | | | | | | | | | | | | | | | | | | | |
| | | | | | | | | | | | | | | | | | | | | | |
| | | | | | | | | | | | | | | | | | | | | | |
| SC1D | COLLECTED_INFORMATION | SC1D_TRIGGER | R | S | | | | | | | | | | | | | Y | Y | N | | 1-digit speed calling. |
| | | | | C | | | | | | | | | | | | | | | | | |
| | | | | 1 | | | | | | | | | | | | | | | | | |
| | | | | D | | | | | | | | | | | | | | | | | |
| | | | | — | | | | | | | | | | | | | | | | | |
| | | | | A | | | | | | | | | | | | | | | | | |
| | | | | C | | | | | | | | | | | | | | | | | |
| | | | | T | | | | | | | | | | | | | | | | | |
| SC1D_ACT | COLLECTED_INFORMATION | VERTICAL_SERVICE_CODE | R | | | | | | | | | | | | | | Y | Y | N | | 1-digit speed calling aCtivation code. |
| SC2D | COLLECTED_INFORMATION | SC2D_TRIGGER | R | S | | | | | | | | | | | | | Y | Y | N | | 2-digit speed calling. |
| | | | | C | | | | | | | | | | | | | | | | | |
| | | | | 2 | | | | | | | | | | | | | | | | | |
| | | | | D | | | | | | | | | | | | | | | | | |
| | | | | — | | | | | | | | | | | | | | | | | |
| | | | | A | | | | | | | | | | | | | | | | | |
| | | | | C | | | | | | | | | | | | | | | | | |
| | | | | T | | | | | | | | | | | | | | | | | |
| SC2D_ACT | COLLECTED_INFORMATION | VERTICAL_SERVICE_CODE | R | | | | | | | | | | | | | | Y | Y | N | | 2-digit speed calling aCtivation code. |
| SCA | TERMINATION_ATTEMPT_AUTHORIZED | TERMINATION_ATTEMPT_AUTHORIZED | R | | | | | | | | | | | | | | Y | Y | N | | Selective call acceptance. |
| SCA_ACT | COLLECTED_INFORMATION | VERTICAL_SERVICE_CODE | R | | | | | | | | | | | | | | Y | Y | N | | SCA activation code. ACA_ACT provides access to an IVR server for activation, screening list setup and editing, and deactivation of SCA. |
| SCF | TERMINATION_ATTEMPT_AUTHORIZED | TERMINATION_ATTEMPT_AUTHORIZED | R | | | | | | | | | | | | | | Y | Y | N | | Selective call forwarding. See Table B-2 for Release 4.5.x TYPEn/VALUEn information. |
| SCF_ACT | COLLECTED_INFORMATION | VERTICAL_SERVICE_CODE | R | | | | | | | | | | | | | | Y | Y | N | | Selective call forwarding activation. |

Table B-1 List of Features (continued)

| Feature Name | TDPn | TIDn | T | F | F | F | F | F | F | V | V | V | V | V | O | C | T | G | Description |
|--------------|--------------|--------------|---|---|---|---|---|---|---|---|---|---|---|---|---|---|---|---|----------------------------|
| | | | | | | | | | | | | | | | | | | | |
| | | | | | | | | | | | | | | | | | | | |
| | | | | | | | | | | | | | | | | | | | |
| | | | | | | | | | | | | | | | | | | | |
| SCR | TERMINATION_ | TERMINATION_ | R | | | | | | | | | | | | | Y | Y | N | Selective call rejection. |
| | ATTEMPT_ | ATTEMPT_ | | | | | | | | | | | | | | | | | |
| | AUTHORIZED | AUTHORIZED | | | | | | | | | | | | | | | | | |
| SCR_ | COLLECTED_ | VERTICAL_ | R | | | | | | | | | | | | | Y | Y | N | Selective call rejection |
| ACT | INFORMATION | SERVICE_CODE | | | | | | | | | | | | | | | | | activation. SCR_ACT |
| | | | | | | | | | | | | | | | | | | | provides access to an IVR |
| | | | | | | | | | | | | | | | | | | | server for the activation, |
| | | | | | | | | | | | | | | | | | | | screening list setup and |
| | | | | | | | | | | | | | | | | | | | editing, and deactivation |
| | | | | | | | | | | | | | | | | | | | of SCR. |
| SLE | | | R | | | | | | | | | | | | | | | | Screening list editing |
| (Re | | | | | | | | | | | | | | | | | | | feature. Required for all |
| lease | | | | | | | | | | | | | | | | | | | features needing screening |
| 4.5) | | | | | | | | | | | | | | | | | | | list functionality. |
| TWC | O_MID_CALL | O_SWITCH_ | R | | | | | | | | | | | | | Y | Y | N | Three-way call. |
| | | HOOK_FLASH_ | | | | | | | | | | | | | | | | | |
| | | IMMEDIATE | | | | | | | | | | | | | | | | | |
| | T_MID_CALL | T_SWITCH_ | | | | | | | | | | | | | | | | | |
| | | HOOK_FLASH_ | | | | | | | | | | | | | | | | | |
| | | IMMEDIATE | | | | | | | | | | | | | | | | | |
| TWCD | O_MID_CALL | O_SWITCH_ | R | | | | | | | | | | | | | Y | Y | N | Three-way call deluxe. |
| | | HOOK_FLASH_ | | | | | | | | | | | | | | | | | |
| | | IMMEDIATE | | | | | | | | | | | | | | | | | |
| | T_MID_CALL | T_SWITCH_ | | | | | | | | | | | | | | | | | |
| | | HOOK_FLASH_ | | | | | | | | | | | | | | | | | |
| | | IMMEDIATE | | | | | | | | | | | | | | | | | |
| USTWC | O_MID_CALL | O_SWITCH_ | R | | | | | | | | | | | | Y | | | N | Usage-sensitive three-way |
| | | HOOK_FLASH_ | | | | | | | | | | | | | | | | | call. |
| | | IMMEDIATE | | | | | | | | | | | | | | | | | |
| | T_MID_CALL | T_SWITCH_ | | | | | | | | | | | | | | | | | |
| | | HOOK_FLASH_I | | | | | | | | | | | | | | | | | |
| | | MEDIATE | | | | | | | | | | | | | | | | | |

Table B-1 List of Features (continued)

| Feature Name | TDPn | TIDn | Feature Name | | | | | | | | | | | | | | | | Description |
|-------------------------|--------------------------------|--------------------------------|--------------|---------------------------------|--|--------------------------------------|-------|--------|-------|--------|-------|--------|-------|--------|-------|--------|-------|--------|--|
| | | | TYPEn | VALUEn | TYPEn | VALUEn | TYPEn | VALUEn | TYPEn | VALUEn | TYPEn | VALUEn | TYPEn | VALUEn | TYPEn | VALUEn | TYPEn | VALUEn | |
| VM (Release 4.5) | CALL_ACCEPTED T_BUSY | CALL_ACCEPTED T_BUSY | R | V M — A C T | V M — D E A C E S S | V M — A C E S S | | | | | | | | | | | | | Voice mail feature. See Table B-2 for Release 4.5.x TYPEn/VALUEn information. |
| VM_ACCESS (Release 4.5) | COLLECTED_INFORMATION | VERTICAL_SERVICE_CODE | R | | | | | | | | | | | | | | | | Voice mail access feature. |
| VMA (Release 4.5) | TERMINATION_ATTEMPT_AUTHORIZED | TERMINATION_ATTEMPT_AUTHORIZED | R | V M — A C T T | V M — D E A C E S S | V M — A C E S S | | | | | | | | | | | | | Voice mail always feature. See Table B-2 for Release 4.5.x TYPEn/VALUEn information. |
| VMA_ACT (Release 4.5) | COLLECTED_INFORMATION | VERTICAL_SERVICE_CODE | R | | | | | | | | | | | | | | | | Voice mail always activation feature. |
| VM_ACT (Release 4.5) | COLLECTED_INFORMATION | VERTICAL_SERVICE_CODE | R | | | | | | | | | | | | | | | | Voice mail activation feature. |
| VMA_DEACT (Release 4.5) | COLLECTED_INFORMATION | VERTICAL_SERVICE_CODE | R | | | | | | | | | | | | | | | | Voice mail always deactivation feature. |

Table B-1 *List of Features (continued)*

| Feature Name | TDPn | TIDn | Configuration | | | | | | | | | | | | | | | | Description |
|---------------------------------------|---------------------------|---------------------------|---------------|---|---|---|---|---|--------|---|---|---|---|---|---|---|--------|---|--|
| | | | T | F | F | F | F | F | V | V | V | V | V | O | C | T | | | |
| | | | T | N | N | N | N | N | A | T | A | T | A | A | f | n | a | | |
| | | | Y | A | A | A | A | A | Y | L | Y | L | Y | L | L | f | P | t | |
| | | | P | M | M | M | M | M | P | U | P | U | P | U | U | i | O | r | |
| Feature Name | TDPn | TIDn | E | E | E | E | E | E | E | E | E | E | E | E | E | c | T | e | Description |
| | | | 1 | 1 | 2 | 3 | 4 | 5 | 1 | 1 | 2 | 2 | 3 | 3 | 4 | 4 | 5 | e | |
| VM_ DEACT (Re- lease 4.5) | COLLECTED_ INFORMATION | VERTICAL_ SERVICE_CODE | R | | | | | | | | | | | | | | | | Voice mail deactivation feature. |
| WARM LINE | O_ATTEMPT_ AUTHORIZED | O_ATTEMPT_ AUTHD | R | | | | | | T O | 4 | | | | | | | Y Y | N | Warmline feature. See Table B-2 for Release 4.5.x TYPEn/VALUEn information. |

Feature Profile Base Feature List (Release 4.5)

Table B-2 lists the features for the “Feature Profile Base (Release 4.5)” table.

Table B-2 **Feature Profile Base Features**

| FNAME | Feature Name | Type | Datatype | From-Value | To-Value | Default | Description |
|-------|------------------------------------|------|----------|------------|----------|------------------------|---|
| CFB | Call Forwarding Busy | INTL | BOOLEAN | | | N | Allow forwarding to international numbers (Yes/No). |
| CFB | Call Forwarding Busy | MCF | BOOLEAN | | | Y | Allow forwarding of multiple simultaneous calls (Yes/No). |
| CFBI | Call Forwarding Busy interrogation | FDT | STRING | | | NO_TONE | Send a final dial tone after a confirmation tone. Permitted values are: NO_TONE DIAL_TONE STUTTER_DIAL_TONE CONFIRMATION_TONE CONFIRMATION_DIAL_TONE |
| CFBI | Call Forwarding Busy interrogation | SDT | STRING | | | NO_TONE | Send a second dial tone after a star code. Permitted values are: NO_TONE DIAL_TONE STUTTER_DIAL_TONE CONFIRMATION_TONE CONFIRMATION_DIAL_TONE |
| CFBVA | Call Forwarding Busy Activation | CC | STRING | | | N | Courtesy call. |
| CFBVA | Call Forwarding Busy Activation | FDT | STRING | | | CONFIRMATION_DIAL_TONE | Send a final dial tone after a confirmation tone. Permitted values are: NO_TONE DIAL_TONE STUTTER_DIAL_TONE CONFIRMATION_TONE CONFIRMATION_DIAL_TONE |
| CFBVA | Call Forwarding Busy Activation | INTL | BOOLEAN | | | N | Allow forwarding to international numbers (Yes/No). |

Table B-2 Feature Profile Base Features (continued)

| FNAME | Feature Name | Type | Datatype | From-Value | To-Value | Default | Description |
|----------------|--|------|----------|------------|----------|------------------------|---|
| CFBVA | Call Forwarding Busy Activation | SDT | STRING | | | DIAL_TONE | Send a second dial tone after a star code. Permitted values are: NO_TONE DIAL_TONE STUTTER_DIAL_TONE CONFIRMATION_TONE CONFIRMATION_DIAL_TONE |
| CFBVD | Call Forwarding Busy Deactivation | FDT | STRING | | | CONFIRMATION_DIAL_TONE | Send a final dial tone after a confirmation tone. Permitted values are: NO_TONE DIAL_TONE STUTTER_DIAL_TONE CONFIRMATION_TONE CONFIRMATION_DIAL_TONE |
| CFC | Call Forwarding Combination | MCF | BOOLEAN | | | Y | Allow forwarding of multiple simultaneous calls (Yes/No). |
| CFC | Call Forwarding Combination | TO | INTEGER | 6 | 180 | 30 | TO = TIMEOUT PERIOD in seconds. |
| CFC_ACT | Call Forwarding Combination Activation | FDT | STRING | | | STUTTER_DIAL_TONE | Send a final dial tone after a confirmation tone. Permitted values are: NO_TONE DIAL_TONE STUTTER_DIAL_TONE CONFIRMATION_TONE CONFIRMATION_DIAL_TONE |
| CFC_DEACT | Call Forwarding Combination Deactivation | FDT | STRING | | | STUTTER_DIAL_TONE | Send a final dial tone after a confirmation tone. Permitted values are: NO_TONE DIAL_TONE STUTTER_DIAL_TONE CONFIRMATION_TONE CONFIRMATION_DIAL_TONE |
| CFC_DN_CHG_ACT | Call Forwarding Combination Activation DN Change | CC | STRING | | | N | Courtesy call. |

Table B-2 Feature Profile Base Features (continued)

| FNAME | Feature Name | Type | Datatype | From-Value | To-Value | Default | Description |
|----------------|--|------|----------|------------|----------|-------------------|---|
| CFC_DN_CHG_ACT | Call Forwarding Combination Activation DN Change | FDT | STRING | | | STUTTER_DIAL_TONE | Send a final dial tone after a confirmation tone. Permitted values are: NO_TONE DIAL_TONE STUTTER_DIAL_TONE CONFIRMATION_TONE CONFIRMATION_DIAL_TONE |
| CFC_DN_CHG_ACT | Call Forwarding Combination Activation DN Change | INTL | BOOLEAN | | | N | Allow forwarding to international numbers (Yes/No). |
| CFC_DN_CHG_ACT | Call Forwarding Combination Activation DN Change | SDT | STRING | | | DIAL_TONE | Send a second dial tone after a star code. Permitted values are: NO_TONE DIAL_TONE STUTTER_DIAL_TONE CONFIRMATION_TONE CONFIRMATION_DIAL_TONE |
| CFCI | CFC Interrogation with DN Verification | FDT | STRING | | | NO_TONE | Send a final dial tone after a confirmation tone. Permitted values are: NO_TONE DIAL_TONE STUTTER_DIAL_TONE CONFIRMATION_TONE CONFIRMATION_DIAL_TONE |
| CFCI | CFC Interrogation with DN Verification | SDT | STRING | | | NO_TONE | Send a second dial tone after a star code. Permitted values are: NO_TONE DIAL_TONE STUTTER_DIAL_TONE CONFIRMATION_TONE CONFIRMATION_DIAL_TONE |

Table B-2 Feature Profile Base Features (continued)

| FNAME | Feature Name | Type | Datatype | From-Value | To-Value | Default | Description |
|-----------------|---|------|----------|------------|----------|---------|---|
| CFCI_NO_DN_VRFY | CFC Interrogation with no DN Verification | FDT | STRING | | | NO_TONE | Send a final dial tone after a confirmation tone. Permitted values are: NO_TONE DIAL_TONE STUTTER_DIAL_TONE CONFIRMATION_TONE CONFIRMATION_DIAL_TONE |
| CFCI_NO_DN_VRFY | CFC Interrogation with no DN Verification | SDT | STRING | | | NO_TONE | Send a second dial tone after a star code. Permitted values are: NO_TONE DIAL_TONE STUTTER_DIAL_TONE CONFIRMATION_TONE CONFIRMATION_DIAL_TONE |
| CFNA | Call Forwarding No Answer | INTL | BOOLEAN | | | N | Allow forwarding to international numbers (Yes/No). |
| CFNA | Call Forwarding No Answer | MCF | BOOLEAN | | | Y | Allow forwarding of multiple simultaneous calls (Yes/No). |
| CFNA | Call Forwarding No Answer | TO | INTEGER | 6 | 180 | 30 | TO = TIMEOUT PERIOD in seconds. |
| CFNAI | CFNA Variable interrogation | FDT | STRING | | | NO_TONE | Send a final dial tone after a confirmation tone. Permitted values are: NO_TONE DIAL_TONE STUTTER_DIAL_TONE CONFIRMATION_TONE CONFIRMATION_DIAL_TONE |
| CFNAI | CFNA Variable interrogation | SDT | STRING | | | NO_TONE | Send a second dial tone after a star code. Permitted values are: NO_TONE DIAL_TONE STUTTER_DIAL_TONE CONFIRMATION_TONE CONFIRMATION_DIAL_TONE |

Table B-2 Feature Profile Base Features (continued)

| FNAME | Feature Name | Type | Datatype | From-Value | To-Value | Default | Description |
|--------|-------------------------------|------|----------|------------|----------|------------------------|---|
| CFNAVA | CFNA Variable Activation | CC | STRING | | | N | Courtesy call. |
| CFNAVA | CFNA Variable Activation | FDT | STRING | | | CONFIRMATION_DIAL_TONE | Send a final dial tone after a confirmation tone. Permitted values are: NO_TONE DIAL_TONE STUTTER_DIAL_TONE CONFIRMATION_TONE CONFIRMATION_DIAL_TONE |
| CFNAVA | CFNA Variable Activation | INTL | BOOLEAN | | | N | Allow forwarding to international numbers (Yes/No). |
| CFNAVA | CFNA Variable Activation | SDT | STRING | | | DIAL_TONE | Send a second dial tone after a star code. Permitted values are: NO_TONE DIAL_TONE STUTTER_DIAL_TONE CONFIRMATION_TONE CONFIRMATION_DIAL_TONE |
| CFNAVD | CFNA Variable Deactivation | FDT | STRING | | | CONFIRMATION_DIAL_TONE | Send a final dial tone after a confirmation tone. Permitted values are: NO_TONE DIAL_TONE STUTTER_DIAL_TONE CONFIRMATION_TONE CONFIRMATION_DIAL_TONE |
| CFU | Call Forwarding Unconditional | INTL | BOOLEAN | | | N | Allow forwarding to international numbers (Yes/No). |
| CFU | Call Forwarding Unconditional | MCF | BOOLEAN | | | Y | Allow forwarding of multiple simultaneous calls (Yes/No). |
| CFU | Call Forwarding Unconditional | RR | BOOLEAN | | | Y | Ring reminder. |
| CFUA | CFU Variable Activation | CC | STRING | | | ANS | Courtesy call. |

Table B-2 Feature Profile Base Features (continued)

| FNAME | Feature Name | Type | Datatype | From-Value | To-Value | Default | Description |
|-------|---------------------------|------|----------|------------|----------|------------------------|---|
| CFUA | CFU Variable Activation | FDT | STRING | | | CONFIRMATION_DIAL_TONE | Send a final dial tone after a confirmation tone. Permitted values are: NO_TONE DIAL_TONE STUTTER_DIAL_TONE CONFIRMATION_TONE CONFIRMATION_DIAL_TONE |
| CFUA | CFU Variable Activation | INTL | BOOLEAN | | | N | Allow forwarding to international numbers (Yes/No). |
| CFUA | CFU Variable Activation | SDT | STRING | | | DIAL_TONE | Send a second dial tone after a star code. Permitted values are: NO_TONE DIAL_TONE STUTTER_DIAL_TONE CONFIRMATION_TONE CONFIRMATION_DIAL_TONE |
| CFUD | CFU Variable Deactivation | FDT | STRING | | | CONFIRMATION_DIAL_TONE | Send a final dial tone after a confirmation tone. Permitted values are: NO_TONE DIAL_TONE STUTTER_DIAL_TONE CONFIRMATION_TONE CONFIRMATION_DIAL_TONE |
| CFUI | CFU interrogation | FDT | STRING | | | NO_TONE | Send a final dial tone after a confirmation tone. Permitted values are: NO_TONE DIAL_TONE STUTTER_DIAL_TONE CONFIRMATION_TONE CONFIRMATION_DIAL_TONE |

Table B-2 Feature Profile Base Features (continued)

| FNAME | Feature Name | Type | Datatype | From-Value | To-Value | Default | Description |
|---------|---|------|----------|------------|----------|------------------------|--|
| CFUI | CFU interrogation | SDT | STRING | | | NO_TONE | Send a second dial tone after a star code. Permitted values are: NO_TONE DIAL_TONE STUTTER_DIAL_TONE CONFIRMATION_TONE CONFIRMATION_DIAL_TONE |
| CFVABBG | Call Forwarding Variable Activation for Business Groups | CC | STRING | | | N | Courtesy call. |
| CFVABBG | Call Forwarding Variable Activation for Business Groups | FDT | STRING | | | CONFIRMATION_DIAL_TONE | Send a final dial tone after a confirmation tone. Permitted values are: NO_TONE DIAL_TONE STUTTER_DIAL_TONE CONFIRMATION_TONE CONFIRMATION_DIAL_TONE. |
| CFVABBG | Call Forwarding Variable Activation for Business Groups | INTL | BOOLEAN | | | N | Allow forwarding to international numbers (Yes/No). |
| CFVABBG | Call Forwarding Variable Activation for Business Groups | SDT | STRING | | | DIAL_TONE | Send a second dial tone after a star code. Permitted values are: NO_TONE DIAL_TONE STUTTER_DIAL_TONE CONFIRMATION_TONE CONFIRMATION_DIAL_TONE |
| CFVBBG | Call Forwarding Variable for Business Groups | INTL | BOOLEAN | | | N | Allow forwarding to international numbers (Yes/No). |
| CFVBBG | Call Forwarding Variable for Business Groups | MCF | BOOLEAN | | | Y | Allow forwarding of multiple simultaneous calls (Yes/No). |

Table B-2 Feature Profile Base Features (continued)

| FNAME | Feature Name | Type | Datatype | From-Value | To-Value | Default | Description |
|--------|--|------|----------|------------|----------|-------------------|---|
| CFVBBG | Call Forwarding Variable for Business Groups | RR | BOOLEAN | | | Y | Ring reminder. |
| CIDS | Calling Identity Delivery / Suppression per call | SDT | STRING | | | STUTTER_DIAL_TONE | Send a second dial tone after star code. Permitted values are NO_TONE, DIAL_TONE STUTTER_DIAL_TONE CONFIRMATION_TONE CONFIRMATION_DIAL_TONE |
| CIDSD | Calling Identity Delivery PER CALL | SDT | STRING | | | STUTTER_DIAL_TONE | Send a second dial tone after star code. Permitted values are: NO_TONE, DIAL_TONE STUTTER_DIAL_TONE CONFIRMATION_TONE CONFIRMATION_DIAL_TONE |
| CIDSS | Calling Identity Suppression per call | SDT | STRING | | | STUTTER_DIAL_TONE | Send a second dial tone after star code. Permitted values are: NO_TONE, DIAL_TONE STUTTER_DIAL_TONE CONFIRMATION_TONE CONFIRMATION_DIAL_TONE |
| CNAB | Calling Name Delivery Blocking | SDT | STRING | | | STUTTER_DIAL_TONE | Send a second dial tone after star code. Permitted values are: NO_TONE, DIAL_TONE STUTTER_DIAL_TONE CONFIRMATION_TONE CONFIRMATION_DIAL_TONE |
| CNDB | Calling Number Delivery Blocking | SDT | STRING | | | STUTTER_DIAL_TONE | Send a second dial tone after star code. Toggles the Privacy Indicator. Permitted values are: NO_TONE, DIAL_TONE STUTTER_DIAL_TONE CONFIRMATION_TONE CONFIRMATION_DIAL_TONE |

Table B-2 Feature Profile Base Features (continued)

| FNAME | Feature Name | Type | Datatype | From-Value | To-Value | Default | Description |
|----------|---------------------------|----------|----------|------------|----------|---------|--|
| CWD | Call Waiting Deluxe | TO | INTEGER | 10 | 30 | 15 | TO = TIMEOUT PERIOD in seconds. 0 indicates no timeout. |
| HOTV | Hotline Variable | TO | INTEGER | 1 | 15 | 4 | TO = TIMEOUT PERIOD in seconds. |
| OCB | Outgoing Call Barring | FAIL_CNT | INTEGER | 0 | 10 | 3 | Fail count |
| OCB | Outgoing Call Barring | LOCK_OUT | INTEGER | 0 | 180 | 30 | Lockout period. 0 = Lock-out indefinitely. |
| OCB | Outgoing Call Barring | PIN_LEN | INTEGER | 1 | 8 | 4 | PIN length |
| OCB | Outgoing Call Barring | TO | INTEGER | 0 | 180 | | TO = TIMEOUT PERIOD in minutes. |
| RCF | Remote Call Forwarding | MCF | BOOLEAN | | | Y | Allow forwarding of multiple simultaneous calls (Yes/No). |
| RCF | Remote Call Forwarding | RR | BOOLEAN | | | N | Ring reminder. |
| SCF | Selective Call Forwarding | RR | BOOLEAN | | | Y | Ring reminder. |
| VM | Voice Mail | MCF | BOOLEAN | | | Y | Allow forwarding of multiple simultaneous calls (Yes/No). |
| VM | Voice Mail | TO | INTEGER | 1 | 15 | 4 | TO = TIMEOUT PERIOD in seconds. |
| VMA | Voice Mail Always | MCF | BOOLEAN | | | Y | Allow forwarding of multiple simultaneous calls (Yes/No). |
| VMA | Voice Mail Always | RR | BOOLEAN | | | Y | Ring reminder. |
| WARMLINE | Warmline Feature | TO | INTEGER | 1 | 15 | 4 | Warmline feature. |

Feature Type and Value Definitions (Release 4.5)

Table B-3 lists the valid feature type and value definitions for the “Feature Profile Base (Release 4.5)” table.

Table B-3 Feature Type-Value Definitions

| Type | Definition | Feature | Value | Description |
|----------|--|--|------------------|--|
| CC | Courtesy call | See the “Feature Profile Base (Release 4.5)” table | ANS | Make a courtesy call (CC) during call forwarding activation. Answer on CC is required to activate call forwarding (CF). |
| | | | NOANS | Make a courtesy call during call forwarding activation. Answer on CC is not required to activate CF. |
| | | | N | No courtesy call during call forwarding activation. |
| | | | BBG | Make a courtesy call during call forwarding activation. Answer on CC is required for CF activation to calls external to BBG, but no answer is required for calls internal to BBG. Applies only to CFVABBG. |
| FDT | Final Dial Tone | See the “Feature Profile Base (Release 4.5)” table | See description. | Send a final dial tone after a confirmation tone. Permitted values are: NO_TONE DIAL_TONE STUTTER_DIAL_TONE CONFIRMATION_TONE CONFIRMATION_DIAL_TONE |
| FAIL-CNT | Number of consecutive failures allowed before service is locked. | OCB | 0 | 0—indicates no service lockout. |
| | | | Range: 1–10 | Number of invalid attempts to activate or deactivate OCB before service is locked out. |
| INTL | International Call Forwarding allowed or not. | See the “Feature Profile Base (Release 4.5)” table | Y | Allows forwarding to international numbers. |
| | | | N | Do not allow forwarding to an international number. |

Table B-3 Feature Type-Value Definitions (continued)

| Type | Definition | Feature | Value | Description |
|----------|---|--|-------------------|--|
| LOCK-OUT | Lockout period for OCB feature | OCB | Range 0–180 | Lockout period in minutes. |
| | | | 0 | Lock out indefinitely. Requires a service order to unlock. |
| | | | Range: 1–180 | The service is locked out for activation or deactivation for the lockout period after the FAIL-CNT reaches the specified threshold. The lockout period begins after the last failed attempt. |
| MCF | Multiple Call Forwarding—Indicates if multiple call forwarding is allowed when CFU is encountered. By default only 1 call at a time can be forwarded from any subscriber. | See the “Feature Profile Base (Release 4.5)” table | Y | Allow forwarding of multiple simultaneous calls. |
| | | | N | Allow forwarding of only one call at a time. |
| PIN-LEN | Pin length for OCB feature | OCB | Range: 4–12 | Specifies the pin length. |
| RR | Ring reminder—Indicates whether to provide a splash ring when a call is forwarded. | See the “Feature Profile Base (Release 4.5)” table | Y | Send a splash ring if phone is idle when a call is forwarded as a result of call forwarding. |
| | | | N | Do not send a splash ring. |
| SDT | Second Dial Tone | See the “Feature Profile Base (Release 4.5)” table | See description. | Send a second dial tone after a star code. Permitted values are: NO_TONE DIAL_TONE STUTTER_DIAL_TONE CONFIRMATION_TONE CONFIRMATION_DIAL_TONE |
| TO | Timeout | CFNA | Range: 6–180 | Number of seconds to ring a telephone before forwarding. 6 seconds is equivalent to 1 ring. |
| | Timeout | WARM LINE | Range: 1–15 | Number of seconds for dial tone timeout for warmline feature. |
| | Timeout—Number of minutes before the service is unlocked (see FAIL-CNT). | OCB | 0 Range: 1–180 | Failures are ignored. Tracks the number of consecutive failures in minutes within the TO time span. The time span begins with the first failure. |

Feature Configuration Base Types and Values (Release 4.5)

Table B-4 lists the types and values for the “Feature Configuration Base (Release 4.5)” table.

Table B-4 Feature Configuration Base Table Types and Values

| Add | Fname | Type | Datatype | From | To | CHK-POS -Values | Default | Description |
|-------------------------|-------|---------------|----------|------|-----|--------------------|---------|--|
| # IVR based COS Feature | | | | | | | | |
| | COS | FDT-TIMER | INTEGER | 10 | 100 | N | 40 | First digit timer for AUTH/ACCT collection in tenths of a second. Note To determine the correct value, use the following formula as a guide: 100 times 1/10 = 10 seconds. In this case, specify 100 to enter a 10 second interval. |
| | COS | IDT-TIMER | INTEGER | 10 | 100 | N | 40 | Inter-digit timer for AUTH/ACCT collection in tenths of a second. Note To determine the correct value, use the following formula as a guide: 100 times 1/10 = 10 seconds. In this case, specify 100 to enter a 10 second interval. |
| # IVR based NSA Feature | | | | | | | | |
| | NSA | FDT-TIMER | INTEGER | 10 | 100 | N | 40 | First digit timer for AUTH/ACCT collection in tenths of a second. Note To determine the correct value, use the following formula as a guide: 100 times 1/10 = 10 seconds. In this case, specify 100 to enter a 10 second interval. |
| | NSA | IDT-TIMER | INTEGER | 10 | 100 | N | 40 | Inter-digit timer for AUTH/ACCT collection in tenths of a second. Note To determine the correct value, use the following formula as a guide: 100 times 1/10 = 10 seconds. In this case, specify 100 to enter a 10 second interval. |
| | NSA | INVOKE-DIGITS | DIGITS | | | N | 1 | Invoke digit(s) for NSA feature. |
| | NSA | RESTART-KEY | STRING | | | N | * | Restart key to erase the entered digits and restart entering digits. |

Table B-4 Feature Configuration Base Table Types and Values (continued)

| Add | Fname | Type | Datatype | From | To | CHK-POS -Values | Default | Description |
|--|---------|----------------------------|----------|------|------|--------------------|---------|--|
| | NSA | RETURN-KEY | STRING | | | N | # | Return key to signal that all digits are entered. Do not wait for IDT-TIMER. |
| # For IVR based NSA Activation (NSA-ACT) | | | | | | | | |
| # Authentication | | | | | | | | |
| | NSA-ACT | AUTH-ENABLED | BOOLEAN | | | N | Y | Specifies whether to enable authentication. |
| | NSA-ACT | AUTH-REPLAY-PIN-OP-CONFIRM | DIGITS | | | N | 1 | Operation key to confirm the PIN. |
| | NSA-ACT | AUTH-REPLAY-PIN-OP-REENTER | DIGITS | | | N | 2 | Operation key to reenter the PIN. |
| # NSA_ACT ATimer and Reattempts | | | | | | | | |
| | NSA-ACT | REPEAT-INSTRUCTION | DIGITS | | | N | 0 | Operations key to repeat instructions. |
| | NSA-ACT | RESTART-KEY | STRING | | | N | * | Restart key to erase the entered digits and restart entering digits. |
| | NSA-ACT | RETURN-KEY | STRING | | | N | # | Return key to signal that all digits are entered. Do not wait for IDT-TIMER. |
| | NSA-ACT | NUM-ATTEMPTS | INTEGER | 1 | 5 | N | 3 | Specifies the number of attempts to request a valid response. This allows the IVR server to control flow appropriately. Note The recommended value is 1. |
| | NSA-ACT | T-SESSION | INTEGER | 300 | 1200 | N | 600 | Session timer in tenths of a second. The session times out after this amount of idle time during an activation session. Note To determine the correct value, use the following formula as a guide: 1200 times 1/10 = 120 seconds. In this case, specify 1200 to enter a 120 second interval. |
| # For NSA-ACT Time-of-day (TOD) Management | | | | | | | | |

Table B-4 Feature Configuration Base Table Types and Values (continued)

| Add | Fname | Type | Datatype | From | To | CHK-POS -Values | Default | Description |
|---|---------|-----------------|----------|------|-----|--------------------|---------|--|
| | NSA-ACT | TOD- ENABLED | BOOLEAN | | | N | * | Specifies whether to enable the TOD management function for a subscriber. When enabled, the subscriber can manage the TOD feature using the handset. |
| | NSA-ACT | TOD-SET- OLD | DIGITS | | | N | 1 | Operations key to set the schedule to the old record. |
| | NSA-ACT | TOD-SET- NEW | DIGITS | | | N | 2 | Operations key to set a new schedule. |
| # For NSA-ACT SLE # Timer and reattempts | | | | | | | | |
| | SLE | T1-TIMER | INTEGER | 20 | 100 | N | 40 | Specifies in tenths of a second how long the SPCS waits for a customer to confirm an existing remote DN or indicate that the remote DN should be changed. T1 is settable between 2 and 10 seconds with an interval of 1 second and a suggested value of 4 seconds. Note To determine the correct value, use the following formula as a guide: 20 times $1/10 = 2$ seconds. In this case, specify 20 to enter a 2 second interval. |
| | SLE | T2-TIMER | INTEGER | 20 | 100 | N | 40 | Specifies in tenths of a second how long the SPCS waits for a customer to specify a new remote DN. T2 defines how long the SPCS waits for the customer to specify a new remote DN. Note To determine the correct value, use the following formula as a guide: 20 times $1/10 = 2$ seconds. In this case, specify 20 to enter a 2 second interval. |
| | SLE | T3-TIMER | INTEGER | 20 | 100 | N | 40 | Specifies in tenths of a second how long the SPCS waits for a customer to specify “#”, “12”, or “0” when a DN must be added to the list during feature activation. T3 is settable between 2 and 10 seconds with an interval of 1 second and a suggested value of 4 seconds. Note To determine the correct value, use the following formula as a guide: 20 times $1/10 = 2$ seconds. In this case, specify 20 to enter a 2 second interval. |

Table B-4 Feature Configuration Base Table Types and Values (continued)

| Add | Fname | Type | Datatype | From | To | CHK-POS -Values | Default | Description |
|---|-------|-----------|----------|------|-----|--------------------|---------|--|
| | SLE | T4-TIMER | INTEGER | 20 | 100 | N | 40 | <p>Specifies in tenths of a second how long the SPCS waits for a customer to specify a DN when adding or deleting an entry. T4 is settable between 2 and 10 seconds with an interval of 1 second and a suggested value of 4 seconds.</p> <p>Note To determine the correct value, use the following formula as a guide: 20 times 1/10 = 2 seconds. In this case, specify 20 to enter a 2 second interval.</p> |
| | SLE | T5-TIMER | INTEGER | 20 | 40 | N | 30 | <p>Specifies in tenths of a second how long the originating SPCS waits for a response to the initial query sent to the screened DN's SPCS. T5 is settable between 2 and 4 seconds with an interval of 1 second and a suggested value of 3 seconds.</p> <p>Note To determine the correct value, use the following formula as a guide: 20 times 1/10 = 2 seconds. In this case, specify 20 to enter a 2 second interval.</p> |
| | SLE | T6-TIMER | INTEGER | 20 | 40 | N | 35 | <p>Specifies in tenths of a second how long the SPCS waits for the customer to specify an option after an entry on the list is voiced back during list review. For DTMF customers, T6 is settable between 2 and 3 seconds with an interval of 0.5 second and a suggested value of 2.5 seconds. For dial pulse customers, it is settable between 3 and 4 seconds with an interval of 0.5 second and a suggested value of 3.5 seconds</p> <p>Note (Note: dial pulse capability is dependant on the gateway. The dial pulse default values are used.)</p> <p>Note To determine the correct value, use the following formula as a guide: 20 times 1/10 = 2 seconds. In this case, specify 20 to enter a 2 second interval.</p> |
| | SLE | IDT-TIMER | INTEGER | 20 | 90 | N | 40 | Interdigit timer. The interdigit timing is settable between 2 and 9 seconds with an interval of 1 second and a suggested value of 4 seconds. |
| # SLE Non-GR-220 Reattempts and Session Timer | | | | | | | | |

Table B-4 Feature Configuration Base Table Types and Values (continued)

| Add | Fname | Type | Datatype | From | To | CHK-POS -Values | Default | Description |
|-------------------------|-------|--------------------------|----------|------|------|--------------------|---------|--|
| | SLE | NUM-ATTEMPTS | INTEGER | 1 | 5 | N | 30 | Specifies the number of attempts to request a valid response. This allows the IVR server to control flow appropriately. Note Recommended value is 1. |
| | SLE | T-SESSION | INTEGER | 300 | 1200 | N | 600 | Default session timer in tenths of a second. The session times out after this amount of idle time during an SLE session. Not in GR-220. |
| # GR-220 Operation Keys | | | | | | | | |
| | SLE | REPEAT-INSTRUCTION | DIGITS | | | N | 0 | Operations key to go to the repeat instruction menu. |
| | SLE | LIST-REVIEW | DIGITS | | | N | 1 | Operations key to go to the list review menu. |
| | SLE | TOD | DIGITS | | | N | 2 | Operations key to go to the TOD menu, not in GR-220. |
| | SLE | CHANGE-STATUS | DIGITS | | | N | 3 | Operations key to go to the change status menu. |
| | SLE | ADD-ENTRY | DIGITS | | | N | # | Operations key to go to the add entry menu. |
| | SLE | DELETE-ENTRY | DIGITS | | | N | * | Operations key to go to the delete entry menu. |
| | SLE | ADD-ENTRY-RETURN-KEY | DIGITS | | | N | * | Return key for the add entry procedure. |
| | SLE | DELETE-ENTRY-RETURN-KEY | DIGITS | | | N | # | Return key for the delete entry procedure. |
| | SLE | LAST-CALLING-PARTY | DIGITS | | | N | 01 | Operations key for the last calling party. |
| | SLE | INTERCOM-DIALING-CODE | DIGITS | | | N | 02 | Operations key for the extension. |
| | SLE | WILDCARD | DIGITS | | | N | 03 | Operations key for the wildcard |
| | SLE | DELETE-VOICED-BACK-ENTRY | DIGITS | | | N | 07 | Operations key to delete the voiced back entry. |

Table B-4 Feature Configuration Base Table Types and Values (continued)

| Add | Fname | Type | Datatype | From | To | CHK-POS -Values | Default | Description |
|---|-------|--|----------|------|-----|--------------------|---------|--|
| | SLE | DELETE- ALL- ENTRIES | DIGITS | | | N | 08 | Operations key to delete all entries |
| | SLE | DELETE- ALL-ANONY MOUS- ENTRIES | DIGITS | | | N | 09 | Operations key to delete all anonymous |
| | SLE | LIST- EDITING- RETURN- KEY | DIGITS | | | Y | *# | Return key. Both an asterisk (*) and a hash (#) are valid |
| # Call Forwarding Busy on Unreachable | | | | | | | | |
| | CFB | FORWARD- ON- UNREACH ABLE | BOOLEAN | | | N | Y | Forward calls by CFB when the destination is unreachable. |
| # Privacy Screening Feature for ACR and PS | | | | | | | | |
| | PS | PRIVACY- UNKNOWN-T REAT MENT | STRING | | | Y | PUBLIC | Specifies whether to treat an incoming call as unknown privacy received, no privacy screening, no calling party information received, or anonymous. |
| | ACR | PRIVACY- UNKNOWN-T REAT MENT | STRING | | | Y | PUBLIC | Specifies whether to treat an incoming call as unknown privacy received, no privacy screening, no calling party information received, or anonymous.. |
| # Wakeup Call (Release 4.5.1) (Not supported) | | | | | | | | |
| | WKUP | WKUP_ RINGTIME | INTEGER | 1 | 180 | N | 120 | Specifies, in seconds, how many times a wake call rings. |
| | WKUP | WKUP_ ATTEMPTS | INTEGER | 1 | 4 | N | 2 | Specifies the number of wake call attempts. |
| | WKUP | WKUP_ INTERVAL | INTEGER | 1 | 20 | N | 10 | Specifies the wakeup interval. The wakeup interval is the time between the beginning of the first attempt and the beginning of the second attempt. |
| | WKUP | WKUP_ TCLSCRIPT | STRING | | | N | | Specifies the TCL script file name to be played by the media server to play. |



APPENDIX C

Vertical Service Codes

Revised: July 24, 2009, OL-3743-42

This appendix lists the preprovisioned Telcordia-based vertical service codes (VSCs) and valid timezones (Release 4.2.1).

Telcordia-based Vertical Service Codes

[Table C-1](#) lists the preprovisioned Telcordia-based vertical service codes (VSCs).



Note

VSC(1)1 star codes are used by DTMF subscribers.
Provision the VSC(2)2 start codes for dial-pulse subscribers as required.

Table C-1 Vertical Service Codes Suggested by Telcordia

| VSC(1)1 | VSC(2)2 | FNAME | Description |
|---------|---------|----------|--|
| | | LSV | Local service verification (Not supported) |
| | | RACF-PIN | RACF pin change |
| *52 | 1152 | CHD | Single line variety package call hold (not used) |
| *57 | 1157 | COT | Customer-originated trace activation code |
| *60 | 1160 | SCR-ACT | SCR SLE activation code |
| *61 | 1161 | DRCW-ACT | DRCW SLE activation code |
| *63 | 1163 | SCF-ACT | SCF SLE activation code |
| *64 | 1164 | SCA-ACT | SCA SLE activation code |
| *66 | 1166 | AC-ACT | Automatic callback activation code |
| *67 | 1167 | CNDB | Calling number delivery blocking (toggles the privacy indicator) |
| *69 | 1169 | AR-ACT | Automatic recall activation code |
| *70 | 1170 | CCW | Cancel call waiting |
| *71 | 1171 | USTWC | Usage-sensitive three-way calling (not used) |
| *72 | 1172 | CFUA | CFU activation |

Table C-1 Vertical Service Codes Suggested by Telcordia (continued)

| VSC(1)1 | VSC(2)2 | FNAME | Description |
|---------|---------|-----------|--|
| *73 | 1173 | CFUD | CFU deactivation |
| *74 | 1174 | SC1D-ACT | One-digit speed calling activation code (8 entries) |
| *75 | 1175 | SC2D-ACT | Two-digit speed calling activation code (30 entries) |
| *77 | 1177 | ACR-ACT | ACR activation code |
| *78 | 1178 | DND-ACT | Do not disturb activation code |
| *79 | 1179 | DND-DEACT | Do not disturb deactivation code |
| *80 | 1180 | SCR-ACT | SCR SLE deactivation code |
| *81 | 1181 | DRCW-ACT | DRCW SLE deactivation code |
| *82 | 1182 | CIDSD | Calling identity delivery suppression per call |
| *83 | 1183 | SCF-ACT | SCF SLE deactivation code |
| *84 | 1184 | SCA-ACT | SCA SLE deactivation code |
| *86 | 1186 | AC-DEACT | Automatic callback deactivation code |
| *87 | 1187 | ACR-DEACT | ACR deactivation code |
| *89 | 1189 | AR-DEACT | Automatic recall deactivation code |
| *90 | 1190 | CFBVA | Call forwarding busy variable activation |
| *91 | 1191 | CFBVD | Call forwarding busy variable deactivation |
| *92 | 1192 | CFNAVA | CFNA variable activation |
| *93 | 1193 | CFNAVD | CFNA variable deactivation |
| *95 | 1195 | CNAB | Calling name delivery blocking |
| *#57# | | CFU1 | CFU interrogation |
| *52* | | HOTVA | Variable hotline activation |
| #52* | | HOTVD | Variable hotline deactivation |
| *54* | | OCBA | Outgoing call barring activation |
| #54* | | OCBD | Outgoing call barring deactivation |
| *#54# | | OCBI | Outgoing call barring interrogation |
| *#56# | | DND-INT | Do not disturb interrogation code |
| | | CIDSS | Calling identity suppression per call |



APPENDIX 2

Predefined Database Usage Defaults

Revised: July 24, 2009, OL-3743-42

This appendix details the predefined defaults for the Database Usage tables for configurations in Releases 4.1 through 4.5. This appendix contains the following sections:

- [Common Database Usage Defaults and Sizing Rules](#)
- [Release 4.1](#)
- [Release 4.2](#)
- [Release 4.4.x](#) (Includes 4.4.0 and 4.4.1)
- [Release 4.5](#)
- [Release 4.5.1](#)

Within the tables in the following sections, *Maximum record count* is the total number of records that shared memory allows. For example, this is the total number of subscribers a particular switch or hardware configuration allows. *Licensed record count* indicates the number of records a customer is allowed by purchase. For example, the number of subscriber records that are licensed.

Common Database Usage Defaults and Sizing Rules

[Table 2-1](#) shows the database usage defaults and sizing rules that apply to all configurations and all releases.

Table 2-1 Common Database Usage Defaults and Sizing Rules—All Configurations and Releases

| EMS Filename | Split NPA | Audit Table | Maximum Record Count (Old) | Diff (New -Old) | Display if <=10 | Sizing Rules |
|----------------|--------------|----------------|-------------------------------------|-----------------------|--------------------|---|
| AAA-SERVER-GRP | N | Y | 50 | 0 | | 10 percent of POPs. |
| ACTIVITY | N | Y | 100 | 0 | | None. |
| ACTIVITY-BASE | N | N | 100 | 0 | | Same as number in the Activity table. |
| AGGR | N | Y | 1000 | 0 | | 100 Embedded Media Terminal Adapters (MTAs) (media gateways (MGWs)) per Cable Modem Termination System (CMTS). |

Table 2-1 Common Database Usage Defaults and Sizing Rules—All Configurations and Releases (continued)

| EMS Filename | Split NPA | Audit Table | Maximum Record Count (Old) | Diff (New -Old) | Display if <=10 | Sizing Rules |
|------------------------|-----------|-------------|---------------------------------|-----------------|-----------------|--|
| AGGR-PROFILE | N | Y | 0 | 100 | | No rules. |
| ANI | Y | Y | 400000 | 0 | | None. If the Split NPA feature is invoked, not all ANI records are provisioned. Leave room for the split NPA feature. |
| ANI-SCREENING | Y | Y | 12500 | 6300 | | 10 entries per ANI screening profile. |
| ANI-SCREENING-PROFILE | N | Y | 1000 | 500 | | Same as the number of PRI trunk groups. |
| ANI-WB-LIST | Y | Y | 31250 | 0 | | Used for 800 service. 10 times the number of customer groups. |
| ANNC-TG-PROFILE | N | Y | 100 | 0 | | None. |
| ANNC-TRUNK | N | Y | 12000 | 0 | | 24 times the number of POPs |
| ANNOUNCEMENT | N | Y | 1000 | 0 | | None. |
| AOR2SUB | N | Y | 50000 | 0 | | Number of SIP subscribers. |
| AUDIO-SEGMENT | N | Y | 5000 | 0 | | 5 segments per audio sequence. |
| AUDIO-SEQ | N | Y | 1000 | 0 | | 10 audio sequences per feature. |
| AUTH-CODE | N | Y | 250000 | 0 | | None. |
| AUTH-CODE-GRP | N | Y | 25000 | 0 | | Number of authorization codes divided by 10. |
| AUTH-REALM | N | Y | 1000 | 0 | | Same as the number of serving domains |
| BACKHAUL-SET | N | Y | 1500 2500 (Release 4.5.1) | 0 | | Number of ISDN PRIs. In Release 4.5.1, for a medium configuration, throttling allows only 2000 active D-channels to process although the system supports 2500. Only 2000 D-channels are available for use. |
| CA-CONFIG | Y | Y | 1000 | 0 | | None. |
| CALL-AGENT | N | Y | 10 | 0 | 10 | None. |
| CALL-AGENT-PROFILE | N | Y | 10 | 0 | 10 | None. |
| CALL-CTRL-ROUTE | N | Y | 4096 | 0 | | 2 times the number of DPCs. |
| CALL-SUBTYPE | | | | | | |
| CALL-TYPE | N | N | 100 | 0 | | None. |
| CARRIER | N | Y | 10000 | 0 | | Based on the 4-digit carrier ID. |
| CAS-TG-PROFILE | N | Y | 100 | 0 | | None. |
| CASUAL-WB-LIST | N | Y | 75000 | 0 | | 10 entries for 10 percent of the COS restrict ids. |
| CAUSE-CODE-MAP | N | Y | 2000 | 0 | | 20 times the number of cause code map profiles. |
| CAUSE-CODE-MAP-PROFILE | N | Y | 100 | 0 | | None. |
| CENTREX-GRP | N | Y | 500 | 0 | | Number of Centrex groups. |

Table 2-1 Common Database Usage Defaults and Sizing Rules—All Configurations and Releases (continued)

| EMS Filename | Split NPA | Audit Table | Maximum Record Count (Old) | Diff (New -Old) | Display if <=10 | Sizing Rules |
|--------------------------|--------------|----------------|-------------------------------------|-----------------------|--------------------|--|
| CHANGED-NUMBER | Y | Y | 2000 | 0 | | 1 percent of directory numbers (DNs) to save as changed numbers |
| CIPHERSUITE | N | Y | 1000 | 0 | | Same as the number of QoSs. |
| CIPHERSUITE-PROFILE | N | N | 1000 | 0 | | Same as the number of quality of services (QoSs). |
| CIRCUIT-CODE | N | Y | 500 | 0 | | Circuit Code table is AT trunk group specific. Used to populate the Transit Network Selection (TNS) parameter in an SS7 message. Same as the number of POPs. |
| CLLI-CODE | N | Y | 500 | 0 | | Same as number of POPs. One local (self) CLLI code is allowed per POP. |
| COS-RESTRICT | N | Y | 75000 | 0 | | 75percent of subscribers with individual COS restrict ids. |
| CPSG | N | Y | 1000 | 0 | | 2 times the number of Centrex groups. |
| CUST-GRP | N | Y | 2500 | 0 | | 100 DNs (800) per DN2customer group. |
| CUSTOM-DIAL-PLAN | N | Y | 10000 | 0 | | 20 custom dial plan entries per Centrex group. |
| CUSTOM-DIAL-PLAN-PROFILE | N | N | 500 | 0 | | Number of Centrex groups. |
| DB-THRESHOLDS | N | N | 1000 | 0 | | None. |
| DB-USAGE | N | N | 1000 | 0 | | None. |
| DESTINATION | N | Y | 5000 | 0 | | 10 destinations per POP. |
| DIAL-PLAN | N | Y | 1000000 | 0 | | 1000 records per dial plan profile. |
| DIAL-PLAN-PROFILE | N | Y | 1000 | 0 | | Same as the number of POPs. |
| DIGIT-MAP | N | Y | 1000 | 0 | | Number of digit maps. Calculated based on number of POPs plus the number of Centrex Groups. |
| DIGMAN | N | Y | 13500 | 0 | | 5 rules times the number of digman profiles. |
| DIGMAN-PROFILE | N | Y | 2700 | 0 | | 2 times the number of dial plan profiles plus 10 percent of the routes plus 10 percent of the destination ids. |
| DN2CUST-GRP | N | Y | 250000 | 0 | | Number of supported 800 DNs. |
| DN2GN | N | Y | 100 | 0 | | Number of DN2GN records. Used when the LNP database is local to the AIN Feature Server. |
| DN2SUBSCRIBER | N | Y | 150000 | 0 | | Number of DNs. Calculated as 1.5 times the number of subscribers. Rule does not apply to Tandem deployments. |
| DOMAIN2ROUTE | N | Y | 1000 | 0 | | None. |

Table 2-1 Common Database Usage Defaults and Sizing Rules—All Configurations and Releases (continued)

| EMS Filename | Split NPA | Audit Table | Maximum Record Count (Old) | Diff (New -Old) | Display if <=10 | Sizing Rules |
|---------------------------------|--------------|----------------|-------------------------------------|-----------------------|--------------------|---|
| DPC | N | Y | 2048 | 0 | | 256 times the number of OPCs |
| DS1 | N | Y | 4200 | 0 | | Number of DS1s. |
| EMERGENCY-NUMBER- LIST | N | Y | 50 | 0 | | None. |
| ENUM-CALL-TYPE | N | Y | 100 | 0 | | None. |
| ENUM-PROFILE | N | Y | 50 | 0 | | 10 percent of POPs. |
| ESS | N | Y | 500 | 0 | | Same as number of POPs. |
| EXCHANGE-CODE | N | Y | 50000 | 0 | | Number of exchange codes. |
| EXT2SUBSCRIBER | N | Y | 25000 | 0 | | 50 times the number of Centrex groups. |
| FEATURE | N | Y | 1000 | 0 | | None. |
| FEATURE-CONFIG | N | Y | 1000 | 0 | | Number of configurable parameters. |
| FEATURE-CONFIG-BASE | N | N | 1000 | 0 | | None. |
| FEATURE-CONFIG-BASE-P OS-VAL | N | N | 1000 | 0 | | None. |
| FEATURE-PROFILE-BASE | | | | | | |
| FEATURE-SERVER | N | Y | 10 | 0 | 10 | None. |
| FS-AUDIT-PROFILE | N | Y | 10 | 0 | 10 | Same as number of Feature Servers . |
| GTD-PARM-VALUES | N | N | 100 | 0 | | None. |
| H323-GW | N | Y | 4 | 0 | 4 | Fixed at 4 media gateways. |
| H323-GW2GK | N | Y | 100 | 0 | | 25times the number of gateways. |
| H323-TERM | N | Y | 10000 | 0 | | Number of H323 endpoints (subscribers). |
| H323-TERM-PROFILE | N | Y | 200 | 0 | | 2 times the number of H323 trunk group profiles. |
| H323-TG-PROFILE | N | Y | 100 | 0 | | None. |
| HTTP-FEATURE-SERVER | N | Y | 1 | 0 | 1 | None. |
| II-RESTRICT-LIST | N | Y | 2500 | 0 | | 10 times 10 percent times the number of customer groups. |
| II-WB-LIST | N | Y | 9375 | 0 | | 12.5 percent of the number of COS restricts. Used for Tandem applications. |
| INTL-DIAL-PLAN | N | Y | 60000 | 0 | | 300 times the number of international dial plan profiles. |
| INTL-DIAL-PLAN-PROFILE | N | Y | 200 | 0 | | None. |
| INTL-WB-LIST | N | Y | 75000 | 0 | | 10 entries for 10 percent of COS restricts. |
| IPSEC-KERBEROS | N | Y | 1 | 0 | 1 | Only 1 entry is allowed. |
| IPSEC-KERBEROS-KEYS | N | Y | 256 | 0 | | Based on the krb-max-old-srv-keys values defined in the IPSEC Kerberos table. |

Table 2-1 Common Database Usage Defaults and Sizing Rules—All Configurations and Releases (continued)

| EMS Filename | Split NPA | Audit Table | Maximum Record Count (Old) | Diff (New -Old) | Display if <=10 | Sizing Rules |
|---------------------|--------------|----------------|--------------------------------------|-----------------------|--------------------|--|
| IPSEC-POLICY | N | Y | 1000 | 0 | | Same as number of aggregations. |
| IPSEC-SA | N | Y | 256 | 0 | | None. |
| ISDN-BCHAN | N | Y | 36000 60000 (Release 4.5.1) | 0 | | 24 times the number of ISDN interfaces. |
| ISDN-DCHAN | N | Y | 1500 2500 (Release 4.5.1) | 0 | | Number of ISDN PRIs. In Release 4.5.1, for a medium configuration, throttling allows only 2000 active D-channels to process although the system supports 2500. Only 2000 d-channels are available for use. |
| ISDN-INTF | N | Y | 1500 2500 (Release 4.5.1) | 0 | | Number of ISDN PRIs. In Release 4.5.1, for a medium configuration, throttling allows only 2000 active D-channels to process although the system supports 2500. Only 2000 d-channels are available for use. |
| ISDN-TG-PROFILE | N | Y | 250 | 0 | | Number of ISDN trunk group profiles. |
| IVR-SCRIPT-PROFILE | N | Y | 100 | 0 | | 100 features requiring IVR. |
| LANGUAGE | N | N | 1000 | 0 | | None. |
| LATA | N | Y | 1000 | 0 | | Number of LATAs. |
| LATA-MAP | N | Y | 150000 | 0 | | 150 NPAs divided by the number of NPANXXs per LATA. |
| LNP-PROFILE | N | Y | 10 | 0 | 10 | Number of LNP profiles. |
| LSA | Y | Y | 30000 | 0 | | 30 NPAs divided by the number of NXXs per LSA. |
| LSA-PROFILE | N | N | 1000 | 0 | | Number of local serving areas. |
| MAC2SUB | N | Y | 50000 | 0 | | Same as AOR2SUB. |
| MGCP-RETCODE-ACTION | N | Y | 2000 | 0 | | 10 codes per MGW profile. |
| MGW | N | Y | 100000 | 0 | | Number of MTAs divided by the number of MGWs divided by the number of trunking gateways. |
| MGW-PROFILE | N | Y | 100 | 0 | | Number of MGW profiles. |
| MLHG | N | Y | 20000 | 0 | | Number of Multiline Hunt groups (MLHGs). |
| MLHG-PREF-LIST | N | Y | 2000 | 0 | | 10 percent of MLHGs. |
| MLHG-TERMINAL | N | Y | 100000 | 0 | | 5 terminals per MLHG. |
| NATIONAL-WB-LIST | Y | Y | 94000 | 0 | | 10 entries for 10 percent of the COS restricts. |
| NDC | N | Y | 800 | 0 | | Number of supported local area codes. |
| NOA | N | N | 0 | 0 | 0 | Not used. |

Table 2-1 Common Database Usage Defaults and Sizing Rules—All Configurations and Releases (continued)

| EMS Filename | Split NPA | Audit Table | Maximum Record Count (Old) | Diff (New -Old) | Display if <=10 | Sizing Rules |
|--------------------|--------------|----------------|-------------------------------------|-----------------------|--------------------|--|
| NOD | N | N | 100 | 0 | | Nature of Dial table. |
| NOD-RESTRICT-LIST | N | Y | 1000 | 0 | | 10 NOD for 10 percent of the features. |
| NOD-WB-LIST | N | Y | 7500 | 0 | | 10 times the 1 percent of the COS restricts. |
| OCB-K-VALUE | N | Y | 1350 | 0 | | Number of OCB profiles times the number of K-values (9) times the number of Call Types (3). |
| OCB-PROFILE | N | Y | 50 | 0 | | 10 percent of POPs. |
| OFFICE-CODE | Y | Y | 50000 | 0 | | Number supported office codes. |
| OPC | N | Y | 8 | 0 | 8 | Number of supported OPCs. |
| POLICY-NXX | N | Y | 400 | 0 | | Number of Policy NXX records. |
| POLICY-ODR | Y | Y | 10000 | 0 | | Number of Policy ODR records. |
| POLICY-OLI | N | Y | 100 | 0 | | Number of Policy OLI records. |
| POLICY-PERCENT | N | Y | 400 | 0 | | Number of Policy Percent records |
| POLICY-POP | N | Y | 12500 | 0 | | Number of Policy POP records. |
| POLICY-PREFIX | N | Y | 10000 | 0 | | Number of Policy Prefix entries. 1 entry is allowed per carrier. |
| POLICY-REGION | N | Y | 1100 | 0 | | Number of Policy Region records. |
| POLICY-TOD | N | Y | 400 | 0 | | Number of Policy Time of Day records. |
| POP | N | Y | 500 | 0 | | Number of POPs. |
| PORTED-OFFICE-CODE | Y | Y | 640000 | 0 | | Number of area codes times 800 NXX codes. |
| QOS | N | Y | 1000 | 0 | | One QOS record per 100 MTAs (same as number of AGGRs). |
| RADIUS-PROFILE | N | Y | 20 | 0 | | 2 per Call Agent—the primary divided by the secondary. |
| REGION-CODE | N | Y | 0 | 800 | | Used in NANP installations that require EAOSS signaling. |
| REGION-PROFILE | Y | Y | 25000 | 0 | | Number of Region Profile entries. Defines regions based on the NPA or the NPA-NXX or the NPA-NXX-X(X)(X)(X). |
| RELEASE-CAUSE | N | Y | 10000 | 0 | | None. |
| ROUTE | N | Y | 2000 | 0 | | Number of routes. |
| ROUTE-GUIDE | N | Y | 1000 | 0 | | Number of route guides (required for Policy Routing). |
| ROUTING-KEY | N | Y | 4096 | 0 | | 2 times the number of DPCs. |

Table 2-1 Common Database Usage Defaults and Sizing Rules—All Configurations and Releases (continued)

| EMS Filename | Split NPA | Audit Table | Maximum Record Count (Old) | Diff (New -Old) | Display if <=10 | Sizing Rules |
|-----------------------|-----------|-------------|-------------------------------|-----------------|-----------------|--|
| RUDP-BACKHAUL-SESSION | N | Y | 6000 10000 (Release 4.5.1) | 0 | | 4 times the number of ISDN PRIs. In Release 4.5.1, for a medium configuration, throttling allows only 8000 sessions to process although the system supports 10000. Only 8000 sessions are available for use. |
| SC1D | N | Y | 20000 | 0 | | 20 percent of the subscribers with 1 digit speed call. |
| SC2D | N | Y | 1000 | 0 | | 1 percent of the subscribers with 2 digit speed call. |
| SCCP-NW | N | Y | 255 | 0 | | None. |
| SCCP-ROUTE | N | Y | 32768 | 0 | | Number of DPC times the number of subsystems. |
| SCRIPT | N | Y | 1000 | 0 | | None. |
| SCTP-ASSOC | N | Y | 240 | 0 | | 2 times the number of SCTP association profiles. |
| SCTP-ASSOC-PROFILE | N | Y | 120 | 0 | | 3 times the number of SGPs (1 for each platform). |
| SERVICE | N | Y | 2000 | 0 | | Number of services. |
| SERVICE-PROVIDER | N | Y | 1000 | 0 | | Number of service providers. Used primarily for Tandem or route server configurations. |
| SERVICE-TRIGGER | N | Y | 20000 | 0 | | 10 triggers per service. |
| SERVING-DOMAIN-NAME | N | Y | 1000 | 0 | | Number of supported serving domains. |
| SG | N | Y | 20 | 0 | | None. |
| SG-GRP | N | Y | 20 | 0 | | 1 SG per pair. |
| SGP | N | Y | 40 | 0 | | 2 SGPs per SG. |
| SIPT-ISUP-VER-ALIAS | N | Y | 200 | 0 | | None. |
| SLE | N | Y | 20000 | 0 | | 20 entries per feature (1 feature) for 1 percent of the subscribers. |
| SLHR | N | Y | 96 | 32 | | Number of services times the number of OPCs. |
| SLHR-PROFILE | N | N | 16 | 0 | | Number of SCCP based services. |
| SOFTSW-TG-PROFILE | N | Y | 100 | 0 | | Number of SIP (Soft Switch) trunk group profiles. |
| SPECIAL-CALL-TYPE | N | Y | 100 | 0 | | Number of special call type entries. |
| SPLIT-NPA | N | Y | 1100 | 0 | | Number of Split NPA records. |
| SS7_Q761_TG_PROFILE | N | Y | 100 | 0 | | None. |
| SS7_Q767_TG_PROFILE | N | Y | 100 | 0 | | None. |

Table 2-1 Common Database Usage Defaults and Sizing Rules—All Configurations and Releases (continued)

| EMS Filename | Split NPA | Audit Table | Maximum Record Count (Old) | Diff (New -Old) | Display if <=10 | Sizing Rules |
|----------------------------|--------------|----------------|-------------------------------------|-----------------------|--------------------|---|
| SS7-ANSI-TG-PROFILE | N | Y | 100 | 0 | | None. |
| SS7-CIC | N | Y | 96000 | 0 | | Maximum number of supported SS7 CICs. |
| STATIC-CONTACT | N | Y | 5000 | 0 | | 10 percent of SIP subscribers configured with static contact. |
| SUBSCRIBER | N | Y | 100000 | 0 | | Maximum number of supported subscribers. |
| SUBSCRIBER-FEATURE-DATA | N | Y | 600000 | 0 | | 3 feature data records per subscriber. |
| SUBSCRIBER-PROFILE | N | Y | 5000 | 0 | | 10 subscriber profiles per POP. |
| SUBSCRIBER-SERVICE-PROFILE | N | Y | 500000 | 0 | | Number of service records based on number of subscribers. |
| SUBSCRIBER-TOD-SCHEDULE | N | Y | 1000 | 0 | | 1 percent of subscribers requiring a time of day (TOD) schedule. |
| SUBSYSTEM | N | Y | 16 | 0 | | Number of supported subsystems. |
| SUBSYSTEM-PROFILE | N | Y | 16 | 0 | | Number of supported subsystems. |
| TECH-PREFIX-GRP | N | Y | 1000 | 0 | | Number of technical prefix records. Used in H323 networks. |
| TECH-PREFIX-GRP-PROFILE | N | Y | 4 | 0 | 4 | Number of configurable H323 gateways on Cisco BTS 10200 Softswitch. |
| TERMINATION | N | Y | 180000 | 0 | | Maximum number of supported terminations. |
| TIMEZONE | N | N | 200 | 0 | | None. |
| TRIGGER-DETECTION-POINT | N | N | 50 | 0 | | None. |
| TRIGGER-ID | N | N | 100 | 0 | | None. |
| TRIGGER-NOD-ESCAPE-LIST | N | Y | 100 | 0 | | None. |
| TRUNK | N | Y | 100000 | 0 | | Number of supported trunks. |
| TRUNK-GRP | N | Y | 10000 | 0 | | Number of trunk groups. |
| TRUNK-GRP-FEATURE-DATA | N | Y | 1000 | 0 | | 10 percent times the number of trunk groups. Used in Tandem applications. |
| TRUNK-GRP-SERVICE-PROFILE | N | Y | 1100 | 0 | | 11 percent times the number of trunk groups. |
| USER-AUTH | N | Y | 50000 | 0 | | Same as number of AOR2SUB records |
| USER-PART-VARIANT | N | Y | 200 | 0 | | None. |
| VAR-DEFAULT | N | N | 1000 | 0 | | None. |
| VSC | N | Y | 1000 | 0 | | Vertical Service Code table. |

Table 2-1 Common Database Usage Defaults and Sizing Rules—All Configurations and Releases (continued)

| EMS Filename | Split NPA | Audit Table | Maximum Record Count (Old) | Diff (New -Old) | Display if <=10 | Sizing Rules |
|--------------|-----------|-------------|----------------------------|-----------------|-----------------|--|
| WIRETAP | Y | Y | 2500 | 0 | | 2 percent of subscribers. |
| ZZZ-CODE | N | Y | 0 | 500 | | ZZZ Code table is used in NANP installations that require EAOSS signaling. |

Release 4.1

This section describes the Database Usage tables for small and medium configurations in Release 4.1.

Small Configuration Database Usage Defaults

[Table 2-2](#) details the predefined defaults for the Database Usage table for a small configuration for Release 4.1.

Table 2-2 Release 4.1 Small Configuration Database Usage Defaults

| Table Name or Noun | Number of Records Before Split NPA | Maximum Record Count | Licensed Record Count | Route CA | Route FSPTC | Route FSAIN |
|--------------------|------------------------------------|----------------------|-----------------------|----------|-------------|-------------|
| ACTIVITY | 100 | 100 | 100 | Y | Y | Y |
| ACTIVITY-BASE | 100 | 100 | 100 | N | N | N |
| AGGR | 1000 | 1000 | 1000 | Y | N | N |
| ANI | 100000 | 100000 | 100000 | N | Y | N |
| ANI-WB-LIST | 5000 | 6250 | 6250 | N | N | Y |
| ANNC-TG-PROFILE | 100 | 100 | 100 | Y | N | N |
| ANNC-TRUNK | 1200 | 1200 | 1200 | Y | N | N |
| ANNOUNCEMENT | 1000 | 1000 | 1000 | Y | N | N |
| AOR2SUB | 4500 | 4500 | 4500 | Y | N | N |
| AUTH-CODE | 50000 | 50000 | 50000 | N | Y | N |
| AUTH-CODE-GRP | 5000 | 5000 | 5000 | N | Y | N |
| AUTH-REALM | 4500 | 4500 | 4500 | Y | N | N |
| BACKHAUL-SET | 100 | 100 | 100 | Y | N | N |
| CA-CONFIG | 1000 | 1000 | 1000 | Y | Y | Y |
| CALL-AGENT | 10 | 10 | 10 | Y | Y | Y |
| CALL-AGENT-PROFILE | 10 | 10 | 10 | Y | Y | Y |
| CALL-CTRL-ROUTE | 2048 | 2048 | 2048 | Y | N | N |
| CALL-TYPE | 100 | 100 | 100 | N | N | N |

Table 2-2 Release 4.1 Small Configuration Database Usage Defaults (continued)

| Table Name or Noun | Number of Records Before Split NPA | Maximum Record Count | Licensed Record Count | Route CA | Route FSPTC | Route FSAIN |
|--------------------------|--|-------------------------|--------------------------|-------------|----------------|----------------|
| CARRIER | 10000 | 10000 | 10000 | Y | N | N |
| CAS-TG-PROFILE | 100 | 100 | 100 | Y | N | N |
| CASUAL-WB-LIST | 9000 | 9000 | 9000 | N | Y | N |
| CAUSE-CODE-MAP | 2000 | 2000 | 2000 | Y | N | N |
| CAUSE-CODE-MAP-PROFILE | 100 | 100 | 100 | Y | N | N |
| CENTREX-GRP | 100 | 100 | 100 | Y | Y | N |
| CHANGED-NUMBER | 675 | 1000 | 1000 | Y | N | N |
| CIPHERSUITE | 1100 | 1100 | 1100 | Y | N | N |
| CIPHERSUITE-PROFILE | 1100 | 1100 | 1100 | N | N | N |
| CIRCUIT-CODE | 1000 | 1000 | 1000 | Y | N | N |
| COS-RESTRICT | 9000 | 9000 | 9000 | N | Y | N |
| CPSG | 200 | 200 | 200 | Y | Y | N |
| CUST-GRP | 500 | 500 | 500 | N | N | Y |
| CUSTOM-DIAL-PLAN | 2000 | 2000 | 2000 | N | Y | N |
| CUSTOM-DIAL-PLAN-PROFILE | 100 | 100 | 100 | N | N | N |
| DB-THRESHOLDS | 1000 | 1000 | 1000 | N | N | N |
| DB-USAGE | 1000 | 1000 | 1000 | N | N | N |
| DESTINATION | 500 | 500 | 500 | Y | N | N |
| DIAL-PLAN | 200000 | 200000 | 200000 | Y | N | N |
| DIAL-PLAN-PROFILE | 200 | 200 | 200 | Y | N | N |
| DIGIT-MAP | 150 | 150 | 150 | Y | N | N |
| DIGMAN | 2375 | 2375 | 2375 | Y | N | N |
| DIGMAN-PROFILE | 475 | 475 | 475 | Y | N | N |
| DN2CUST-GRP | 50000 | 50000 | 50000 | N | N | Y |
| DN2SUBSCRIBER | 67500 | 67500 | 67500 | Y | N | N |
| DPC | 1024 | 1024 | 1024 | Y | Y | Y |
| DS1 | 1000 | 1000 | 1000 | Y | N | N |
| ESS | 50 | 50 | 50 | Y | N | N |
| EXCHANGE-CODE | 5000 | 5000 | 5000 | Y | N | N |
| EXT2SUBSCRIBER | 5000 | 5000 | 5000 | Y | Y | N |
| FEATURE | 1000 | 1000 | 1000 | N | Y | N |
| FEATURE-SERVER | 10 | 10 | 10 | Y | Y | Y |
| H323-GW | 4 | 4 | 4 | Y | N | N |
| H323-GW2GK | 100 | 100 | 100 | Y | N | N |
| H323-TG-PROFILE | 100 | 100 | 100 | Y | N | N |

Table 2-2 Release 4.1 Small Configuration Database Usage Defaults (continued)

| Table Name or Noun | Number of Records Before Split NPA | Maximum Record Count | Licensed Record Count | Route CA | Route FSPTC | Route FSAIN |
|------------------------|--|-------------------------|--------------------------|-------------|----------------|----------------|
| HTTP-FEATURE-SERVER | 1 | 1 | 1 | N | Y | N |
| II-RESTRICT-LIST | 500 | 500 | 500 | N | N | Y |
| II-WB-LIST | 1125 | 1125 | 1125 | N | Y | N |
| INTL-DIAL-PLAN | 1200 | 1200 | 1200 | Y | N | N |
| INTL-DIAL-PLAN-PROFILE | 4 | 4 | 4 | Y | N | N |
| INTL-WB-LIST | 9000 | 9000 | 9000 | N | Y | N |
| IPSEC-KERBEROS | 1 | 1 | 1 | Y | N | N |
| IPSEC-KERBEROS-KEYS | 256 | 256 | 256 | Y | N | N |
| IPSEC-POLICY | 39070 | 39070 | 39070 | Y | N | N |
| IPSEC-SA | 256 | 256 | 256 | Y | N | N |
| ISDN-BCHAN | 2400 | 2400 | 2400 | Y | N | N |
| ISDN-DCHAN | 100 | 100 | 100 | Y | N | N |
| ISDN-INTF | 100 | 100 | 100 | Y | N | N |
| ISDN-TG-PROFILE | 100 | 100 | 100 | Y | N | N |
| LATA | 1000 | 1000 | 1000 | Y | Y | N |
| LATA-MAP | 3000 | 3000 | 3000 | Y | Y | N |
| LSA | 30000 | 30000 | 30000 | Y | N | N |
| LSA-PROFILE | 1000 | 1000 | 1000 | N | N | N |
| MAC2SUB | 4500 | 4500 | 4500 | N | Y | N |
| MGCP-RETCODE-ACTION | 2000 | 2000 | 2000 | Y | N | N |
| MGW | 38000 | 38000 | 38000 | Y | N | N |
| MGW-PROFILE | 100 | 100 | 100 | Y | N | N |
| MLHG | 100 | 100 | 100 | Y | Y | N |
| MLHG-PREF-LIST | 10 | 10 | 10 | Y | N | N |
| MLHG-TERMINAL | 500 | 500 | 500 | Y | N | N |
| NATIONAL-WB-LIST | 9000 | 11250 | 11250 | N | Y | N |
| NDC | 50 | 50 | 50 | Y | N | N |
| NOA | 0 | 0 | 0 | N | N | N |
| NOD | 100 | 100 | 100 | N | N | N |
| NOD-RESTRICT-LIST | 1000 | 1000 | 1000 | N | Y | N |
| NOD-WB-LIST | 900 | 900 | 900 | N | Y | N |
| OFFICE-CODE | 50000 | 50000 | 50000 | Y | Y | N |
| OPC | 4 | 4 | 4 | Y | Y | Y |
| POLICY-NXX | 100 | 100 | 100 | Y | N | Y |
| POLICY-ODR | 2500 | 2500 | 2500 | Y | N | Y |

Table 2-2 Release 4.1 Small Configuration Database Usage Defaults (continued)

| Table Name or Noun | Number of Records Before Split NPA | Maximum Record Count | Licensed Record Count | Route CA | Route FSPTC | Route FSAIN |
|-----------------------|--|-------------------------|--------------------------|-------------|----------------|----------------|
| POLICY-OLI | 25 | 25 | 25 | Y | N | Y |
| POLICY-PERCENT | 100 | 100 | 100 | Y | N | Y |
| POLICY-POP | 625 | 625 | 625 | Y | N | Y |
| POLICY-PREFIX | 10000 | 10000 | 10000 | Y | N | Y |
| POLICY-REGION | 275 | 275 | 275 | Y | N | Y |
| POLICY-TOD | 100 | 100 | 100 | Y | N | Y |
| POP | 50 | 50 | 50 | Y | Y | Y |
| PORTED-OFFICE-CODE | 120000 | 120000 | 120000 | Y | N | N |
| QOS | 1100 | 1100 | 1100 | Y | N | N |
| RADIUS-PROFILE | 20 | 20 | 20 | Y | N | N |
| REGION-PROFILE | 25000 | 31250 | 31250 | Y | N | Y |
| RELEASE-CAUSE | 10000 | 10000 | 10000 | Y | N | N |
| ROUTE | 250 | 250 | 250 | Y | N | N |
| ROUTE-GUIDE | 250 | 250 | 250 | Y | N | Y |
| ROUTING-KEY | 2048 | 2048 | 2048 | Y | Y | Y |
| RUDP-BACKHAUL-SESSION | 400 | 400 | 400 | Y | N | N |
| SC1D | 9000 | 9000 | 9000 | N | Y | N |
| SC2D | 450 | 450 | 450 | N | Y | N |
| SCCP-NW | 255 | 255 | 255 | N | Y | Y |
| SCCP-ROUTE | 16384 | 16384 | 16384 | N | Y | Y |
| SCTP-ASSOC | 240 | 240 | 240 | Y | Y | Y |
| SCTP-ASSOC-PROFILE | 120 | 120 | 120 | Y | Y | Y |
| SERVICE | 2000 | 2000 | 2000 | N | Y | N |
| SERVICE-PROVIDER | 100 | 100 | 100 | Y | N | N |
| SERVICE-TRIGGER | 20000 | 20000 | 20000 | Y | N | N |
| SERVING-DOMAIN-NAME | 1000 | 1000 | 1000 | Y | N | N |
| SG | 20 | 20 | 20 | Y | Y | Y |
| SG-GRP | 20 | 20 | 20 | Y | Y | Y |
| SGP | 40 | 40 | 40 | Y | Y | Y |
| SLE | 9000 | 9000 | 9000 | N | Y | N |
| SLHR | 96 | 96 | 96 | N | Y | Y |
| SLHR-PROFILE | 16 | 16 | 16 | N | N | N |
| SOFTSW-TG-PROFILE | 100 | 100 | 100 | Y | N | N |
| SPECIAL-CALL-TYPE | 100 | 100 | 100 | Y | N | N |
| SPLIT-NPA | 1100 | 1100 | 1100 | Y | Y | N |

Table 2-2 Release 4.1 Small Configuration Database Usage Defaults (continued)

| Table Name or Noun | Number of Records Before Split NPA | Maximum Record Count | Licensed Record Count | Route CA | Route FSPTC | Route FSAIN |
|----------------------------|--|-------------------------|--------------------------|-------------|----------------|----------------|
| SS7-ANSI-TG-PROFILE | 100 | 100 | 100 | Y | N | N |
| SS7-CIC | 18000 | 18000 | 18000 | Y | N | N |
| SS7-Q761-TG-PROFILE | 100 | 100 | 100 | Y | N | N |
| SS7-Q767-TG-PROFILE | 100 | 100 | 100 | Y | N | N |
| STATIC-CONTACT | 4500 | 4500 | 4500 | Y | N | N |
| SUBSCRIBER | 45000 | 45000 | 45000 | Y | Y | N |
| SUBSCRIBER-FEATURE-DATA | 135000 | 135000 | 135000 | N | Y | N |
| SUBSCRIBER-PROFILE | 500 | 500 | 500 | Y | Y | N |
| SUBSCRIBER-SERVICE-PROFILE | 225000 | 225000 | 225000 | Y | Y | N |
| SUBSYSTEM | 16 | 16 | 16 | N | Y | Y |
| SUBSYSTEM-PROFILE | 16 | 16 | 16 | N | Y | Y |
| TECH-PREFIX-GRP | 110 | 110 | 110 | Y | N | N |
| TECH-PREFIX-GRP-PROFILE | 4 | 4 | 4 | Y | N | N |
| TERMINATION | 60000 | 60000 | 60000 | Y | N | N |
| TRIGGER-DETECTION-POINT | 50 | 50 | 50 | N | N | N |
| TRIGGER-ID | 100 | 100 | 100 | N | N | N |
| TRUNK | 32000 | 32000 | 32000 | Y | N | N |
| TRUNK-GRP | 1000 | 1000 | 1000 | Y | N | N |
| TRUNK-GRP-FEATURE-DATA | 100 | 100 | 100 | N | Y | N |
| TRUNK-GRP-SERVICE-PROFILE | 110 | 110 | 110 | Y | Y | N |
| USER-AUTH | 4500 | 4500 | 4500 | Y | N | N |
| USER-PART-VARIANT | 200 | 200 | 200 | Y | N | N |
| VAR-DEFAULT | 1000 | 1000 | 1000 | N | N | N |
| VSC | 1000 | 1000 | 1000 | N | Y | N |
| WIRETAP | 900 | 1125 | 1125 | Y | N | N |

Medium Configuration Database Usage Defaults

Table 2-3 details the predefined defaults for the Database Usage table for a medium configuration for Release 4.1.

Table 2-3 Release 4.1 Medium Configuration Database Usage Defaults

| Table Name or Noun | Number of Records Before Split NPA | Maximum Record Count | Licensed Record Count | Route CA | Route FSPTC | Route FSAIN |
|--------------------------|--|-------------------------|--------------------------|-------------|----------------|----------------|
| ACTIVITY | 100 | 100 | 100 | Y | Y | Y |
| ACTIVITY-BASE | 100 | 100 | 100 | N | N | N |
| AGGR | 1000 | 1000 | 1000 | Y | N | N |
| ANI | 400000 | 400000 | 400000 | N | Y | N |
| ANI-WB-LIST | 25000 | 31250 | 31250 | N | N | Y |
| ANNC-TG-PROFILE | 100 | 100 | 100 | Y | N | N |
| ANNC-TRUNK | 6120 | 6120 | 6120 | Y | N | N |
| ANNOUNCEMENT | 1000 | 1000 | 1000 | Y | N | N |
| AOR2SUB | 10000 | 10000 | 10000 | Y | N | N |
| AUTH-CODE | 250000 | 250000 | 250000 | N | Y | N |
| AUTH-CODE-GRP | 25000 | 25000 | 25000 | N | Y | N |
| AUTH-REALM | 10000 | 10000 | 10000 | Y | N | N |
| BACKHAUL-SET | 1100 | 1100 | 1100 | Y | N | N |
| CA-CONFIG | 1000 | 1000 | 1000 | Y | Y | Y |
| CALL-AGENT | 10 | 10 | 10 | Y | Y | Y |
| CALL-AGENT-PROFILE | 10 | 10 | 10 | Y | Y | Y |
| CALL-CTRL-ROUTE | 2560 | 2560 | 2560 | Y | N | N |
| CALL-TYPE | 100 | 100 | 100 | N | N | N |
| CARRIER | 10000 | 10000 | 10000 | Y | N | N |
| CAS-TG-PROFILE | 100 | 100 | 100 | Y | N | N |
| CASUAL-WB-LIST | 20000 | 20000 | 20000 | N | Y | N |
| CAUSE-CODE-MAP | 2000 | 2000 | 2000 | Y | N | N |
| CAUSE-CODE-MAP-PROFILE | 100 | 100 | 100 | Y | N | N |
| CENTREX-GRP | 500 | 500 | 500 | Y | Y | N |
| CHANGED-NUMBER | 1500 | 2000 | 2000 | Y | N | N |
| CIPHERSUITE | 1100 | 1100 | 1100 | Y | N | N |
| CIPHERSUITE-PROFILE | 1100 | 1100 | 1100 | N | N | N |
| CIRCUIT-CODE | 1000 | 1000 | 1000 | Y | N | N |
| COS-RESTRICT | 20000 | 20000 | 20000 | N | Y | N |
| CPSG | 1000 | 1000 | 1000 | Y | Y | N |
| CUST-GRP | 2500 | 2500 | 2500 | N | N | Y |
| CUSTOM-DIAL-PLAN | 10000 | 10000 | 10000 | N | Y | N |
| CUSTOM-DIAL-PLAN-PROFILE | 500 | 500 | 500 | N | N | N |
| DB-THRESHOLDS | 1000 | 1000 | 1000 | N | N | N |

Table 2-3 Release 4.1 Medium Configuration Database Usage Defaults (continued)

| Table Name or Noun | Number of Records Before Split NPA | Maximum Record Count | Licensed Record Count | Route CA | Route FSPTC | Route FSAIN |
|------------------------|--|-------------------------|--------------------------|-------------|----------------|----------------|
| DB-USAGE | 1000 | 1000 | 1000 | N | N | N |
| DESTINATION | 2550 | 2550 | 2550 | Y | N | N |
| DIAL-PLAN | 1000000 | 1000000 | 1000000 | Y | N | N |
| DIAL-PLAN-PROFILE | 1000 | 1000 | 1000 | Y | N | N |
| DIGIT-MAP | 1000 | 1000 | 1000 | Y | N | N |
| DIGMAN | 12275 | 12275 | 12275 | Y | N | N |
| DIGMAN-PROFILE | 2455 | 2455 | 2455 | Y | N | N |
| DN2CUST-GRP | 250000 | 250000 | 250000 | N | N | Y |
| DN2SUBSCRIBER | 150000 | 150000 | 150000 | Y | N | N |
| DPC | 1280 | 1280 | 1280 | Y | Y | Y |
| DS1 | 4200 | 4200 | 4200 | Y | N | N |
| ESS | 255 | 255 | 255 | Y | N | N |
| EXCHANGE-CODE | 50000 | 5000 | 50000 | Y | N | N |
| EXT2SUBSCRIBER | 25000 | 25000 | 25000 | Y | Y | N |
| FEATURE | 1000 | 1000 | 1000 | N | Y | N |
| FEATURE-SERVER | 10 | 10 | 10 | Y | Y | Y |
| H323-GW | 4 | 4 | 4 | Y | N | N |
| H323-GW2GK | 100 | 100 | 100 | Y | N | N |
| H323-TG-PROFILE | 100 | 100 | 100 | Y | N | N |
| HTTP-FEATURE-SERVER | 1 | 1 | 1 | N | Y | N |
| II-RESTRICT-LIST | 2500 | 2500 | 2500 | N | N | Y |
| II-WB-LIST | 2500 | 2500 | 2500 | N | Y | N |
| INTL-DIAL-PLAN | 3000 | 3000 | 3000 | Y | N | N |
| INTL-DIAL-PLAN-PROFILE | 10 | 10 | 10 | Y | N | N |
| INTL-WB-LIST | 20000 | 20000 | 20000 | N | Y | N |
| IPSEC-KERBEROS | 1 | 1 | 1 | Y | N | N |
| IPSEC-KERBEROS-KEYS | 256 | 256 | 256 | Y | N | N |
| IPSEC-POLICY | 101275 | 101275 | 101275 | Y | N | N |
| IPSEC-SA | 256 | 256 | 256 | Y | N | N |
| ISDN-BCHAN | 26400 | 26400 | 26400 | Y | N | N |
| ISDN-DCHAN | 1100 | 1100 | 1100 | Y | N | N |
| ISDN-INTF | 1100 | 1100 | 1100 | Y | N | N |
| ISDN-TG-PROFILE | 250 | 250 | 250 | Y | N | N |
| LATA | 1000 | 1000 | 1000 | Y | Y | N |
| LATA-MAP | 3000 | 3000 | 3000 | Y | Y | N |

Table 2-3 Release 4.1 Medium Configuration Database Usage Defaults (continued)

| Table Name or Noun | Number of Records Before Split NPA | Maximum Record Count | Licensed Record Count | Route CA | Route FSPTC | Route FSAIN |
|------------------------|--|-------------------------|--------------------------|-------------|----------------|----------------|
| LSA | 30000 | 30000 | 30000 | Y | N | N |
| LSA-PROFILE | 1000 | 1000 | 1000 | N | N | N |
| MAC2SUB | 10000 | 10000 | 10000 | N | Y | N |
| MGCP-RETCODE-ACTION | 2000 | 2000 | 2000 | Y | N | N |
| MGW | 100000 | 100000 | 100000 | Y | N | N |
| MGW-PROFILE | 100 | 100 | 100 | Y | N | N |
| MLHG | 10000 | 10000 | 10000 | Y | Y | N |
| MLHG-PREF-LIST | 1000 | 1000 | 1000 | Y | N | N |
| MLHG-TERMINAL | 50000 | 50000 | 50000 | Y | N | N |
| NATIONAL-WB-LIST | 20000 | 25000 | 25000 | N | Y | N |
| NDC | 800 | 800 | 800 | Y | N | N |
| NOA | 0 | 0 | 0 | N | N | N |
| NOD | 100 | 100 | 100 | N | N | N |
| NOD-RESTRICT-LIST | 1000 | 1000 | 1000 | N | Y | N |
| NOD-WB-LIST | 2000 | 2000 | 2000 | N | Y | N |
| OFFICE-CODE | 50000 | 50000 | 50000 | Y | Y | N |
| OPC | 5 | 5 | 5 | Y | Y | Y |
| POLICY-NXX | 400 | 400 | 400 | Y | N | Y |
| POLICY-ODR | 10000 | 10000 | 10000 | Y | N | Y |
| POLICY-OLI | 100 | 100 | 100 | Y | N | Y |
| POLICY-PERCENT | 400 | 400 | 400 | Y | N | Y |
| POLICY-POP | 12750 | 12750 | 12750 | Y | N | Y |
| POLICY-PREFIX | 10000 | 10000 | 10000 | Y | N | Y |
| POLICY-REGION | 1100 | 1100 | 1100 | Y | N | Y |
| POLICY-TOD | 400 | 400 | 400 | Y | N | Y |
| POP | 255 | 255 | 255 | Y | Y | Y |
| PORTED-OFFICE- CODE | 640000 | 640000 | 640000 | Y | N | N |
| QOS | 1100 | 1100 | 1100 | Y | N | N |
| RADIUS-PROFILE | 20 | 20 | 20 | Y | N | N |
| REGION-PROFILE | 100000 | 125000 | 125000 | Y | N | Y |
| RELEASE-CAUSE | 10000 | 10000 | 10000 | Y | N | N |
| ROUTE | 2000 | 2000 | 2000 | Y | N | N |
| ROUTE-GUIDE | 1000 | 1000 | 1000 | Y | N | Y |
| ROUTING-KEY | 2560 | 2560 | 2560 | Y | Y | Y |

Table 2-3 Release 4.1 Medium Configuration Database Usage Defaults (continued)

| Table Name or Noun | Number of Records Before Split NPA | Maximum Record Count | Licensed Record Count | Route CA | Route FSPTC | Route FSAIN |
|----------------------------|--|-------------------------|--------------------------|-------------|----------------|----------------|
| RUDP-BACKHAUL-SESSION | 4400 | 4400 | 4400 | Y | N | N |
| SC1D | 20000 | 20000 | 20000 | N | Y | N |
| SC2D | 1000 | 1000 | 1000 | N | Y | N |
| SCCP-NW | 255 | 255 | 255 | N | Y | Y |
| SCCP-ROUTE | 20480 | 20480 | 20480 | N | Y | Y |
| SCTP-ASSOC | 240 | 240 | 240 | Y | Y | Y |
| SCTP-ASSOC-PROFILE | 120 | 120 | 120 | Y | Y | Y |
| SERVICE | 2000 | 2000 | 2000 | N | Y | N |
| SERVICE-PROVIDER | 1000 | 1000 | 1000 | Y | N | N |
| SERVICE-TRIGGER | 20000 | 20000 | 20000 | Y | N | N |
| SERVING-DOMAIN-NAME | 1000 | 1000 | 1000 | Y | N | N |
| SG | 20 | 20 | 20 | Y | Y | Y |
| SG-GRP | 20 | 20 | 20 | Y | Y | Y |
| SGP | 40 | 40 | 40 | Y | Y | Y |
| SLE | 20000 | 20000 | 20000 | N | Y | N |
| SLHR | 96 | 96 | 96 | N | Y | Y |
| SLHR-PROFILE | 16 | 16 | 16 | N | N | N |
| SOFTSW-TG-PROFILE | 100 | 100 | 100 | Y | N | N |
| SPECIAL-CALL-TYPE | 100 | 100 | 100 | Y | N | N |
| SPLIT-NPA | 1100 | 1100 | 1100 | Y | Y | N |
| SS7-ANSI-TG-PROFILE | 100 | 100 | 100 | Y | N | N |
| SS7-CIC | 96000 | 96000 | 96000 | Y | N | N |
| SS7-Q761-TG-PROFILE | 100 | 100 | 100 | Y | N | N |
| SS7-Q767-TG-PROFILE | 100 | 100 | 100 | Y | N | N |
| STATIC-CONTACT | 10000 | 10000 | 10000 | Y | N | N |
| SUBSCRIBER | 100000 | 100000 | 100000 | Y | Y | N |
| SUBSCRIBER-FEATURE-DATA | 300000 | 300000 | 300000 | N | Y | N |
| SUBSCRIBER-PROFILE | 2550 | 2550 | 2550 | Y | Y | N |
| SUBSCRIBER-SERVICE-PROFILE | 500000 | 500000 | 500000 | Y | Y | N |
| SUBSYSTEM | 16 | 16 | 16 | N | Y | Y |
| SUBSYSTEM-PROFILE | 16 | 16 | 16 | N | Y | Y |
| TECH-PREFIX-GRP | 110 | 110 | 110 | Y | N | N |
| TECH-PREFIX-GRP-PROFILE | 4 | 4 | 4 | Y | N | N |
| TERMINATION | 180000 | 180000 | 180000 | Y | N | N |
| TRIGGER-DETECTION-POINT | 50 | 50 | 50 | N | N | N |

Table 2-3 Release 4.1 Medium Configuration Database Usage Defaults (continued)

| Table Name or Noun | Number of Records Before Split NPA | Maximum Record Count | Licensed Record Count | Route CA | Route FSPTC | Route FSAIN |
|---------------------------|------------------------------------|----------------------|-----------------------|----------|-------------|-------------|
| TRIGGER-ID | 100 | 100 | 100 | N | N | N |
| TRUNK | 134400 | 134400 | 134400 | Y | N | N |
| TRUNK-GRP | 10000 | 10000 | 10000 | Y | N | N |
| TRUNK-GRP-FEATURE-DATA | 1000 | 1000 | 1000 | N | Y | N |
| TRUNK-GRP-SERVICE-PROFILE | 1100 | 1100 | 1100 | Y | Y | N |
| USER-AUTH | 10000 | 10000 | 10000 | Y | N | N |
| USER-PART-VARIANT | 200 | 200 | 200 | Y | N | N |
| VAR-DEFAULT | 1000 | 1000 | 1000 | N | N | N |
| VSC | 1000 | 1000 | 1000 | N | Y | N |
| WIRETAP | 2000 | 2500 | 2500 | Y | N | N |

Release 4.2

This section describes the Database Usage tables for small and medium configurations, Routeserver and Local Number Portability (LNP) in Release 4.2.

Small Configuration Database Usage Defaults

[Table 2-4](#) details the predefined defaults for the Database Usage table for a small configuration for Release 4.2.

Table 2-4 Release 4.2 Small Configuration Database Usage Defaults

| Table Name or Noun | Number of Records Before Split NPA | Maximum Record Count | Licensed Record Count | Route CA | Route FSPTC | Route FSAIN |
|--------------------|------------------------------------|----------------------|-----------------------|----------|-------------|-------------|
| ACTIVITY | 100 | 100 | 100 | Y | Y | Y |
| ACTIVITY-BASE | 100 | 100 | 100 | N | N | N |
| AGGR | 3000 | 3000 | 3000 | Y | N | N |
| ANI | 100000 | 100000 | 100000 | N | Y | N |
| ANI-WB-LIST | 5000 | 6250 | 6250 | N | N | Y |
| ANNC-TG-PROFILE | 100 | 100 | 100 | Y | N | N |
| ANNC-TRUNK | 1200 | 1200 | 1200 | Y | N | N |
| ANNOUNCEMENT | 1000 | 1000 | 1000 | Y | N | N |
| AOR2SUB | 45000 | 45000 | 45000 | Y | N | N |
| AUTH-CODE | 50000 | 50000 | 50000 | N | Y | N |

Table 2-4 Release 4.2 Small Configuration Database Usage Defaults (continued)

| Table Name or Noun | Number of Records Before Split NPA | Maximum Record Count | Licensed Record Count | Route CA | Route FSPTC | Route FSAIN |
|----------------------------------|--|-------------------------|-----------------------------|-------------|----------------|----------------|
| AUTH-CODE-GRP | 5000 | 5000 | 5000 | N | Y | N |
| AUTH-REALM | 45000 | 45000 | 45000 | Y | N | N |
| BACKHAUL-SET | 100 | 100 | 100 | Y | N | N |
| CA-CONFIG | 1000 | 1000 | 1000 | Y | Y | Y |
| CALL-AGENT | 10 | 10 | 10 | Y | Y | Y |
| CALL-AGENT- PROFILE | 10 | 10 | 10 | Y | Y | Y |
| CALL-CTRL- ROUTE | 2048 | 2048 | 2048 | Y | N | N |
| CALL-TYPE | 100 | 100 | 100 | N | N | N |
| CARRIER | 10000 | 10000 | 10000 | Y | N | N |
| CAS-TG-PROFILE | 100 | 100 | 100 | Y | N | N |
| CASUAL-WB-LIST | 9000 | 9000 | 9000 | N | Y | N |
| CAUSE-CODE- MAP | 2000 | 2000 | 2000 | Y | N | N |
| CAUSE-CODE- MAP-PROFILE | 100 | 100 | 100 | Y | N | N |
| CENTREX-GRP | 100 | 100 | 100 | Y | Y | N |
| CHANGED- NUMBER | 675 | 1000 | 1000 | Y | N | N |
| CIPHERSUITE- PROFILE | 3000 | 3000 | 3000 | N | N | N |
| CIPHERSUITE | 3000 | 3000 | 3000 | Y | N | N |
| CIRCUIT-CODE | 1000 | 1000 | 1000 | Y | N | N |
| COS-RESTRICT | 9000 | 9000 | 9000 | N | Y | N |
| CPSG | 200 | 200 | 200 | Y | Y | N |
| CUST-GRP | 500 | 500 | 500 | N | N | Y |
| CUSTOM-DIAL- PLAN | 2000 | 2000 | 2000 | N | Y | N |
| CUSTOM- DIAL-PLAN- PROFILE | 100 | 100 | 100 | N | N | N |
| DB-THRESHOLDS | 1000 | 1000 | 1000 | N | N | N |
| DB-USAGE | 1000 | 1000 | 1000 | N | N | N |
| DESTINATION | 500 | 500 | 500 | Y | N | N |
| DIAL-PLAN | 200000 | 200000 | 200000 | Y | N | N |

Table 2-4 Release 4.2 Small Configuration Database Usage Defaults (continued)

| Table Name or Noun | Number of Records Before Split NPA | Maximum Record Count | Licensed Record Count | Route CA | Route FSPTC | Route FSAIN |
|----------------------------|--|-------------------------|-----------------------------|-------------|----------------|----------------|
| DIAL-PLAN- PROFILE | 200 | 200 | 200 | Y | N | N |
| DIGIT-MAP | 150 | 150 | 150 | Y | N | N |
| DIGMAN- PROFILE | 475 | 475 | 475 | Y | N | N |
| DIGMAN | 2375 | 2375 | 2375 | Y | N | N |
| DN2CUST-GRP | 50000 | 50000 | 50000 | N | N | Y |
| DN2SUBSCRIBER | 67500 | 67500 | 67500 | Y | N | N |
| DPC | 1024 | 1024 | 1024 | Y | Y | Y |
| DS1 | 1000 | 1000 | 1000 | Y | N | N |
| ESS | 50 | 50 | 50 | Y | N | N |
| EXCHANGE-CODE | 5000 | 5000 | 5000 | Y | N | N |
| EXT2SUBSCRIBER | 5000 | 5000 | 5000 | Y | Y | N |
| FEATURE | 1000 | 1000 | 1000 | N | Y | N |
| FEATURE-SERVER | 10 | 10 | 10 | Y | Y | Y |
| H323-GW | 4 | 4 | 4 | Y | N | N |
| H323-GW2GK | 100 | 100 | 100 | Y | N | N |
| H323-TG-PROFILE | 100 | 100 | 100 | Y | N | N |
| HTTP-FEATURE- SERVER | 1 | 1 | 1 | N | Y | N |
| II-RESTRICT-LIST | 500 | 500 | 500 | N | N | Y |
| II-WB-LIST | 1125 | 1125 | 1125 | N | Y | N |
| INTL-DIAL-PLAN | 1200 | 1200 | 1200 | Y | N | N |
| INTL-DIAL-PLAN- PROFILE | 4 | 4 | 4 | Y | N | N |
| INTL-WB-LIST | 9000 | 9000 | 9000 | N | Y | N |
| IPSEC-KERBEROS | 1 | 1 | 1 | Y | N | N |
| IPSEC- KERBEROS-KEYS | 256 | 256 | 256 | Y | N | N |
| IPSEC-POLICY | 42000 | 42000 | 42000 | Y | N | N |
| IPSEC-SA | 256 | 256 | 256 | Y | N | N |
| ISDN-BCHAN | 2400 | 2400 | 2400 | Y | N | N |
| ISDN-DCHAN | 100 | 100 | 100 | Y | N | N |
| ISDN-INTF | 100 | 100 | 100 | Y | N | N |
| ISDN-TG-PROFILE | 100 | 100 | 100 | Y | N | N |
| LATA | 1000 | 1000 | 1000 | Y | Y | N |

Table 2-4 Release 4.2 Small Configuration Database Usage Defaults (continued)

| Table Name or Noun | Number of Records Before Split NPA | Maximum Record Count | Licensed Record Count | Route CA | Route FSPTC | Route FSAIN |
|------------------------|--|-------------------------|-----------------------------|-------------|----------------|----------------|
| LATA-MAP | 150000 | 150000 | 150000 | Y | Y | N |
| LSA | 30000 | 30000 | 30000 | Y | N | N |
| LSA-PROFILE | 1000 | 1000 | 1000 | N | N | N |
| MAC2SUB | 45000 | 45000 | 45000 | N | Y | N |
| MGCP-RETCODE-ACTION | 2000 | 2000 | 2000 | Y | N | N |
| MGW | 38000 | 38000 | 38000 | Y | N | N |
| MGW-PROFILE | 100 | 100 | 100 | Y | N | N |
| MLHG | 100 | 100 | 100 | Y | Y | N |
| MLHG-PREF-LIST | 10 | 10 | 10 | Y | N | N |
| MLHG-TERMINAL | 500 | 500 | 500 | Y | N | N |
| NATIONAL-WB-LIST | 9000 | 11250 | 11250 | N | Y | N |
| NDC | 50 | 50 | 50 | Y | N | N |
| NOA | 0 | 0 | 0 | N | N | N |
| NOD | 100 | 100 | 100 | N | N | N |
| NOD-RESTRICT- LIST | 1000 | 1000 | 1000 | N | Y | N |
| NOD-WB-LIST | 900 | 900 | 900 | N | Y | N |
| OFFICE-CODE | 50000 | 50000 | 50000 | Y | Y | N |
| OPC | 4 | 4 | 4 | Y | Y | Y |
| POLICY-NXX | 100 | 100 | 100 | Y | N | Y |
| POLICY-ODR | 2500 | 2500 | 2500 | Y | N | Y |
| POLICY-OLI | 25 | 25 | 25 | Y | N | Y |
| POLICY-PERCENT | 100 | 100 | 100 | Y | N | Y |
| POLICY-POP | 625 | 625 | 625 | Y | N | Y |
| POLICY-PREFIX | 10000 | 10000 | 10000 | Y | N | Y |
| POLICY-REGION | 275 | 275 | 275 | Y | N | Y |
| POLICY-TOD | 100 | 100 | 100 | Y | N | Y |
| POP | 50 | 50 | 50 | Y | Y | Y |
| PORTED-OFFICE- CODE | 120000 | 120000 | 120000 | Y | N | N |
| QOS | 3000 | 3000 | 3000 | Y | N | N |
| RADIUS-PROFILE | 20 | 20 | 20 | Y | N | N |
| REGION-PROFILE | 25000 | 31250 | 31250 | Y | N | Y |
| RELEASE-CAUSE | 10000 | 10000 | 10000 | Y | N | N |
| ROUTE | 250 | 250 | 250 | Y | N | N |

Table 2-4 Release 4.2 Small Configuration Database Usage Defaults (continued)

| Table Name or Noun | Number of Records Before Split NPA | Maximum Record Count | Licensed Record Count | Route CA | Route FSPTC | Route FSAIN |
|-----------------------------|--|-------------------------|-----------------------------|-------------|----------------|----------------|
| ROUTE-GUIDE | 250 | 250 | 250 | Y | N | Y |
| ROUTING-KEY | 2048 | 2048 | 2048 | Y | Y | Y |
| RUDP-BACKHAUL-SESSION | 400 | 400 | 400 | Y | N | N |
| SC1D | 9000 | 9000 | 9000 | N | Y | N |
| SC2D | 450 | 450 | 450 | N | Y | N |
| SCCP-NW | 255 | 255 | 255 | N | Y | Y |
| SCCP-ROUTE | 16384 | 16384 | 16384 | N | Y | Y |
| SCTP-ASSOC- PROFILE | 120 | 120 | 120 | Y | Y | Y |
| SCTP-ASSOC | 240 | 240 | 240 | Y | Y | Y |
| SERVICE | 2000 | 2000 | 2000 | N | Y | N |
| SERVICE- PROVIDER | 100 | 100 | 100 | Y | N | N |
| SERVICE-TRIGGER | 20000 | 20000 | 20000 | Y | N | N |
| SERVING-DOMAIN-NAME | 1000 | 1000 | 1000 | Y | N | N |
| SG | 20 | 20 | 20 | Y | Y | Y |
| SG-GRP | 20 | 20 | 20 | Y | Y | Y |
| SGP | 40 | 40 | 40 | Y | Y | Y |
| SLE | 9000 | 9000 | 9000 | N | Y | N |
| SLHR-PROFILE | 16 | 16 | 16 | N | N | N |
| SLHR | 96 | 96 | 96 | N | Y | Y |
| SOFTSW-TG- PROFILE | 100 | 100 | 100 | Y | N | N |
| SPECIAL-CALL- TYPE | 100 | 100 | 100 | Y | N | N |
| SPLIT-NPA | 1100 | 1100 | 1100 | Y | Y | N |
| SS7-CIC | 18000 | 18000 | 18000 | Y | N | N |
| SS7-Q761-TG- PROFILE | 100 | 100 | 100 | Y | N | N |
| SS7-Q767-TG- PROFILE | 100 | 100 | 100 | Y | N | N |
| SS7-ANSI-TG- PROFILE | 100 | 100 | 100 | Y | N | N |
| STATIC-CONTACT | 45000 | 45000 | 45000 | Y | N | N |
| SUBSCRIBER | 45000 | 45000 | 45000 | Y | Y | N |
| SUBSCRIBER- FEATURE-DATA | 135000 | 135000 | 135000 | N | Y | N |

Table 2-4 Release 4.2 Small Configuration Database Usage Defaults (continued)

| Table Name or Noun | Number of Records Before Split NPA | Maximum Record Count | Licensed Record Count | Route CA | Route FSPTC | Route FSAIN |
|--------------------------------|--|-------------------------|-----------------------------|-------------|----------------|----------------|
| SUBSCRIBER- PROFILE | 500 | 500 | 500 | Y | Y | N |
| SUBSCRIBER- SERVICE-PROFILE | 225000 | 225000 | 225000 | Y | Y | N |
| SUBSYSTEM- PROFILE | 16 | 16 | 16 | N | Y | Y |
| SUBSYSTEM | 16 | 16 | 16 | N | Y | Y |
| TECH-PREFIX-GRP | 110 | 110 | 110 | Y | N | N |
| TECH-PREFIX-GRP-PROFILE | 4 | 4 | 4 | Y | N | N |
| TERMINATION | 60000 | 60000 | 60000 | Y | N | N |
| TRIGGER- DETECTION-POINT | 50 | 50 | 50 | N | N | N |
| TRIGGER-ID | 100 | 100 | 100 | N | N | N |
| TRUNK | 32000 | 32000 | 32000 | Y | N | N |
| TRUNK-GRP | 1000 | 1000 | 1000 | Y | N | N |
| TRUNK-GRP- FEATURE-DATA | 100 | 100 | 100 | N | Y | N |
| TRUNK-GRP- SERVICE-PROFILE | 110 | 110 | 110 | Y | Y | N |
| USER-AUTH | 45000 | 45000 | 45000 | Y | N | N |
| USER-PART- VARIANT | 200 | 200 | 200 | Y | N | N |
| VAR-DEFAULT | 1000 | 1000 | 1000 | N | N | N |
| VSC | 1000 | 1000 | 1000 | N | Y | N |
| WIRETAP | 900 | 1125 | 1125 | Y | N | N |
| ANI-SCREENING | 1000 | 1250 | 1250 | Y | N | N |
| LNP-PROFILE | 10 | 10 | 10 | Y | Y | Y |
| DN2GN | 2000000 | 2000000 | 2000000 | N | N | Y |
| H323-TERM- PROFILE | 200 | 200 | 200 | Y | N | N |
| H323-TERM | 45000 | 45000 | 45000 | Y | N | N |
| ANI-SCREENING- PROFILE | 100 | 100 | 100 | Y | N | N |
| SIPT-ISUP-VER- ALIAS | 200 | 200 | 200 | Y | N | N |

Medium Configuration Database Usage Defaults

Table 2-5 details the predefined defaults for the Database Usage table for a medium configuration in Release 4.2.

Table 2-5 Release 4.2 Medium Configuration Database Usage Defaults

| Table Name or Noun | Number of Records Before Split NPA | Maximum Record Count | Licensed Record Count | Route CA | Route FSPTC | Route FSAIN |
|------------------------|--|-------------------------|--------------------------|-------------|----------------|----------------|
| ACTIVITY | 100 | 100 | 100 | Y | Y | Y |
| ACTIVITY-BASE | 100 | 100 | 100 | N | N | N |
| AGGR | 3000 | 3000 | 3000 | Y | N | N |
| ANI | 400000 | 400000 | 400000 | N | Y | N |
| ANI-WB-LIST | 25000 | 31250 | 31250 | N | N | Y |
| ANNC-TG-PROFILE | 100 | 100 | 100 | Y | N | N |
| ANNC-TRUNK | 12000 | 12000 | 12000 | Y | N | N |
| ANNOUNCEMENT | 1000 | 1000 | 1000 | Y | N | N |
| AOR2SUB | 100000 | 100000 | 100000 | Y | N | N |
| AUTH-CODE | 250000 | 250000 | 250000 | N | Y | N |
| AUTH-CODE-GRP | 25000 | 25000 | 25000 | N | Y | N |
| AUTH-REALM | 100000 | 100000 | 100000 | Y | N | N |
| BACKHAUL-SET | 1100 | 1100 | 1100 | Y | N | N |
| CA-CONFIG | 1000 | 1000 | 1000 | Y | Y | Y |
| CALL-AGENT | 10 | 10 | 10 | Y | Y | Y |
| CALL-AGENT-PROFILE | 10 | 10 | 10 | Y | Y | Y |
| CALL-CTRL-ROUTE | 2560 | 2560 | 2560 | Y | N | N |
| CALL-TYPE | 100 | 100 | 100 | N | N | N |
| CARRIER | 10000 | 10000 | 10000 | Y | N | N |
| CAS-TG-PROFILE | 100 | 100 | 100 | Y | N | N |
| CASUAL-WB-LIST | 20000 | 20000 | 20000 | N | Y | N |
| CAUSE-CODE-MAP | 2000 | 2000 | 2000 | Y | N | N |
| CAUSE-CODE-MAP-PROFILE | 100 | 100 | 100 | Y | N | N |
| CENTREX-GRP | 500 | 500 | 500 | Y | Y | N |
| CHANGED-NUMBER | 1500 | 2000 | 2000 | Y | N | N |
| CIPHERSUITE-PROFILE | 3000 | 3000 | 3000 | N | N | N |
| CIPHERSUITE | 3000 | 3000 | 3000 | Y | N | N |
| CIRCUIT-CODE | 1000 | 1000 | 1000 | Y | N | N |
| COS-RESTRICT | 20000 | 20000 | 20000 | N | Y | N |
| CPSG | 1000 | 1000 | 1000 | Y | Y | N |
| CUST-GRP | 2500 | 2500 | 2500 | N | N | Y |

Table 2-5 Release 4.2 Medium Configuration Database Usage Defaults (continued)

| Table Name or Noun | Number of Records Before Split NPA | Maximum Record Count | Licensed Record Count | Route CA | Route FSPTC | Route FSAIN |
|--------------------------|--|-------------------------|--------------------------|-------------|----------------|----------------|
| CUSTOM-DIAL-PLAN | 10000 | 10000 | 10000 | N | Y | N |
| CUSTOM-DIAL-PLAN-PROFILE | 500 | 500 | 500 | N | N | N |
| DB-THRESHOLDS | 1000 | 1000 | 1000 | N | N | N |
| DB-USAGE | 1000 | 1000 | 1000 | N | N | N |
| DESTINATION | 5000 | 5000 | 5000 | Y | N | N |
| DIAL-PLAN | 1000000 | 1000000 | 1000000 | Y | N | N |
| DIAL-PLAN-PROFILE | 1000 | 1000 | 1000 | Y | N | N |
| DIGIT-MAP | 1000 | 1000 | 1000 | Y | N | N |
| DIGMAN-PROFILE | 2700 | 2700 | 2700 | Y | N | N |
| DIGMAN | 13500 | 13500 | 13500 | Y | N | N |
| DN2CUST-GRP | 250000 | 250000 | 250000 | N | N | Y |
| DN2SUBSCRIBER | 150000 | 150000 | 150000 | Y | N | N |
| DPC | 1280 | 1280 | 1280 | Y | Y | Y |
| DS1 | 4200 | 4200 | 4200 | Y | N | N |
| ESS | 500 | 500 | 500 | Y | N | N |
| EXCHANGE-CODE | 50000 | 50000 | 50000 | Y | N | N |
| EXT2SUBSCRIBER | 25000 | 25000 | 25000 | Y | Y | N |
| FEATURE | 1000 | 1000 | 1000 | N | Y | N |
| FEATURE-SERVER | 10 | 10 | 10 | Y | Y | Y |
| H323-GW | 4 | 4 | 4 | Y | N | N |
| H323-GW2GK | 100 | 100 | 100 | Y | N | N |
| H323-TG-PROFILE | 100 | 100 | 100 | Y | N | N |
| HTTP-FEATURE-SERVER | 1 | 1 | 1 | N | Y | N |
| II-RESTRICT-LIST | 2500 | 2500 | 2500 | N | N | Y |
| II-WB-LIST | 2500 | 2500 | 2500 | N | Y | N |
| INTL-DIAL-PLAN | 60000 | 60000 | 60000 | Y | N | N |
| INTL-DIAL-PLAN-PROFILE | 200 | 200 | 200 | Y | N | N |
| INTL-WB-LIST | 20000 | 20000 | 20000 | N | Y | N |
| IPSEC-KERBEROS | 1 | 1 | 1 | Y | N | N |
| IPSEC-KERBEROS-KEYS | 256 | 256 | 256 | Y | N | N |
| IPSEC-POLICY | 154000 | 154000 | 154000 | Y | N | N |
| IPSEC-SA | 256 | 256 | 256 | Y | N | N |
| ISDN-BCHAN | 26400 | 26400 | 26400 | Y | N | N |
| ISDN-DCHAN | 1100 | 1100 | 1100 | Y | N | N |

Table 2-5 Release 4.2 Medium Configuration Database Usage Defaults (continued)

| Table Name or Noun | Number of Records Before Split NPA | Maximum Record Count | Licensed Record Count | Route CA | Route FSPTC | Route FSAIN |
|---------------------|--|-------------------------|--------------------------|-------------|----------------|----------------|
| ISDN-INTF | 1100 | 1100 | 1100 | Y | N | N |
| ISDN-TG-PROFILE | 250 | 250 | 250 | Y | N | N |
| LATA | 1000 | 1000 | 1000 | Y | Y | N |
| LATA-MAP | 150000 | 150000 | 150000 | Y | Y | N |
| LSA | 30000 | 30000 | 30000 | Y | N | N |
| LSA-PROFILE | 1000 | 1000 | 1000 | N | N | N |
| MAC2SUB | 100000 | 100000 | 100000 | N | Y | N |
| MGCP-RETCODE-ACTION | 2000 | 2000 | 2000 | Y | N | N |
| MGW | 150000 | 150000 | 150000 | Y | N | N |
| MGW-PROFILE | 100 | 100 | 100 | Y | N | N |
| MLHG | 10000 | 10000 | 10000 | Y | Y | N |
| MLHG-PREF-LIST | 1000 | 1000 | 1000 | Y | N | N |
| MLHG-TERMINAL | 50000 | 50000 | 50000 | Y | N | N |
| NATIONAL-WB-LIST | 20000 | 25000 | 25000 | N | Y | N |
| NDC | 800 | 800 | 800 | Y | N | N |
| NOA | 0 | 0 | 0 | N | N | N |
| NOD | 100 | 100 | 100 | N | N | N |
| NOD-RESTRICT-LIST | 1000 | 1000 | 1000 | N | Y | N |
| NOD-WB-LIST | 2000 | 2000 | 2000 | N | Y | N |
| OFFICE-CODE | 50000 | 50000 | 50000 | Y | Y | N |
| OPC | 5 | 5 | 5 | Y | Y | Y |
| POLICY-NXX | 400 | 400 | 400 | Y | N | Y |
| POLICY-ODR | 10000 | 10000 | 10000 | Y | N | Y |
| POLICY-OLI | 100 | 100 | 100 | Y | N | Y |
| POLICY-PERCENT | 400 | 400 | 400 | Y | N | Y |
| POLICY-POP | 25000 | 25000 | 25000 | Y | N | Y |
| POLICY-PREFIX | 10000 | 10000 | 10000 | Y | N | Y |
| POLICY-REGION | 1100 | 1100 | 1100 | Y | N | Y |
| POLICY-TOD | 400 | 400 | 400 | Y | N | Y |
| POP | 500 | 500 | 500 | Y | Y | Y |
| PORTED-OFFICE-CODE | 640000 | 640000 | 640000 | Y | N | N |
| QOS | 3000 | 3000 | 3000 | Y | N | N |
| RADIUS-PROFILE | 20 | 20 | 20 | Y | N | N |
| REGION-PROFILE | 100000 | 125000 | 125000 | Y | N | Y |
| RELEASE-CAUSE | 10000 | 10000 | 10000 | Y | N | N |

Table 2-5 Release 4.2 Medium Configuration Database Usage Defaults (continued)

| Table Name or Noun | Number of Records Before Split NPA | Maximum Record Count | Licensed Record Count | Route CA | Route FSPTC | Route FSAIN |
|----------------------------|--|-------------------------|--------------------------|-------------|----------------|----------------|
| ROUTE | 2000 | 2000 | 2000 | Y | N | N |
| ROUTE-GUIDE | 1000 | 1000 | 1000 | Y | N | Y |
| ROUTING-KEY | 2560 | 2560 | 2560 | Y | Y | Y |
| RUDP-BACKHAUL-SESSION | 4400 | 4400 | 4400 | Y | N | N |
| SC1D | 20000 | 20000 | 20000 | N | Y | N |
| SC2D | 1000 | 1000 | 1000 | N | Y | N |
| SCCP-NW | 255 | 255 | 255 | N | Y | Y |
| SCCP-ROUTE | 20480 | 20480 | 20480 | N | Y | Y |
| SCTP-ASSOC-PROFILE | 120 | 120 | 120 | Y | Y | Y |
| SCTP-ASSOC | 240 | 240 | 240 | Y | Y | Y |
| SERVICE | 2000 | 2000 | 2000 | N | Y | N |
| SERVICE-PROVIDER | 1000 | 1000 | 1000 | Y | N | N |
| SERVICE-TRIGGER | 20000 | 20000 | 20000 | Y | N | N |
| SERVING-DOMAIN-NAME | 1000 | 1000 | 1000 | Y | N | N |
| SG | 20 | 20 | 20 | Y | Y | Y |
| SG-GRP | 20 | 20 | 20 | Y | Y | Y |
| SGP | 40 | 40 | 40 | Y | Y | Y |
| SLE | 20000 | 20000 | 20000 | N | Y | N |
| SLHR-PROFILE | 16 | 16 | 16 | N | N | N |
| SLHR | 96 | 96 | 96 | N | Y | Y |
| SOFTSW-TG-PROFILE | 100 | 100 | 100 | Y | N | N |
| SPECIAL-CALL-TYPE | 100 | 100 | 100 | Y | N | N |
| SPLIT-NPA | 1100 | 1100 | 1100 | Y | Y | N |
| SS7-CIC | 96000 | 96000 | 96000 | Y | N | N |
| SS7-Q761-TG-PROFILE | 100 | 100 | 100 | Y | N | N |
| SS7-Q767-TG-PROFILE | 100 | 100 | 100 | Y | N | N |
| SS7-ANSI-TG-PROFILE | 100 | 100 | 100 | Y | N | N |
| STATIC-CONTACT | 100000 | 100000 | 100000 | Y | N | N |
| SUBSCRIBER | 100000 | 100000 | 100000 | Y | Y | N |
| SUBSCRIBER-FEATURE-DATA | 300000 | 300000 | 300000 | N | Y | N |
| SUBSCRIBER-PROFILE | 5000 | 5000 | 5000 | Y | Y | N |
| SUBSCRIBER-SERVICE-PROFILE | 500000 | 500000 | 500000 | Y | Y | N |
| SUBSYSTEM-PROFILE | 16 | 16 | 16 | N | Y | Y |
| SUBSYSTEM | 16 | 16 | 16 | N | Y | Y |
| TECH-PREFIX-GRP | 1000 | 1000 | 1000 | Y | N | N |

Table 2-5 Release 4.2 Medium Configuration Database Usage Defaults (continued)

| Table Name or Noun | Number of Records Before Split NPA | Maximum Record Count | Licensed Record Count | Route CA | Route FSPTC | Route FSAIN |
|---------------------------|------------------------------------|----------------------|-----------------------|----------|-------------|-------------|
| TECH-PREFIX-GRP-PROFILE | 4 | 4 | 4 | Y | N | N |
| TERMINATION | 180000 | 180000 | 180000 | Y | N | N |
| TRIGGER-DETECTION-POINT | 50 | 50 | 50 | N | N | N |
| TRIGGER-ID | 100 | 100 | 100 | N | N | N |
| TRUNK | 134400 | 134400 | 134400 | Y | N | N |
| TRUNK-GRP | 10000 | 10000 | 10000 | Y | N | N |
| TRUNK-GRP-FEATURE-DATA | 1000 | 1000 | 1000 | N | Y | N |
| TRUNK-GRP-SERVICE-PROFILE | 1100 | 1100 | 1100 | Y | Y | N |
| USER-AUTH | 100000 | 100000 | 100000 | Y | N | N |
| USER-PART-VARIANT | 200 | 200 | 200 | Y | N | N |
| VAR-DEFAULT | 1000 | 1000 | 1000 | N | N | N |
| VSC | 1000 | 1000 | 1000 | N | Y | N |
| WIRETAP | 2000 | 2500 | 2500 | Y | N | N |
| ANI-SCREENING | 10000 | 12500 | 12500 | Y | N | N |
| LNP-PROFILE | 10 | 10 | 10 | Y | Y | Y |
| DN2GN | 10000 | 10000 | 10000 | N | N | Y |
| H323-TERM-PROFILE | 200 | 200 | 200 | Y | N | N |
| H323-TERM | 100000 | 100000 | 100000 | Y | N | N |
| ANI-SCREENING-PROFILE | 1000 | 1000 | 1000 | Y | N | N |
| SIPT-ISUP-VER-ALIAS | 200 | 200 | 200 | Y | N | N |

Routeserver Database Usage Defaults

Table 2-6 details the predefined defaults for the Database Usage table for a Routeserver in Release 4.2.

Table 2-6 Release 4.2 Routeserver Database Usage Defaults

| Table Name or Noun | Number of Records Before Split NPA | Maximum Record Count | Licensed Record Count | Route CA | Route FSPTC | Route FSAIN |
|--------------------|------------------------------------|----------------------|-----------------------|----------|-------------|-------------|
| ACTIVITY | 100 | 100 | 100 | Y | Y | Y |
| ACTIVITY-BASE | 100 | 100 | 100 | N | N | N |
| AGGR | 3000 | 3000 | 3000 | Y | N | N |
| ANI | 400000 | 400000 | 400000 | N | Y | N |
| ANI-WB-LIST | 25000 | 31250 | 31250 | N | N | Y |
| ANNC-TG-PROFILE | 100 | 100 | 100 | Y | N | N |

Table 2-6 Release 4.2 Routeserver Database Usage Defaults (continued)

| Table Name or Noun | Number of Records Before Split NPA | Maximum Record Count | Licensed Record Count | Route CA | Route FSPTC | Route FSAIN |
|------------------------------|--|-------------------------|--------------------------|-------------|----------------|----------------|
| ANNC-TRUNK | 6120 | 6120 | 6120 | Y | N | N |
| ANNOUNCEMENT | 1000 | 1000 | 1000 | Y | N | N |
| AOR2SUB | 45000 | 45000 | 45000 | Y | N | N |
| AUTH-CODE | 250000 | 250000 | 250000 | N | Y | N |
| AUTH-CODE-GRP | 25000 | 25000 | 25000 | N | Y | N |
| AUTH-REALM | 45000 | 45000 | 45000 | Y | N | N |
| BACKHAUL-SET | 100 | 100 | 100 | Y | N | N |
| CA-CONFIG | 1000 | 1000 | 1000 | Y | Y | Y |
| CALL-AGENT | 10 | 10 | 10 | Y | Y | Y |
| CALL-AGENT- PROFILE | 10 | 10 | 10 | Y | Y | Y |
| CALL-CTRL-ROUTE | 2560 | 2560 | 2560 | Y | N | N |
| CALL-TYPE | 100 | 100 | 100 | N | N | N |
| CARRIER | 10000 | 10000 | 10000 | Y | N | N |
| CAS-TG-PROFILE | 100 | 100 | 100 | Y | N | N |
| CASUAL-WB-LIST | 9000 | 9000 | 9000 | N | Y | N |
| CAUSE-CODE-MAP | 2000 | 2000 | 2000 | Y | N | N |
| CAUSE-CODE-MAP-PROFILE | 100 | 100 | 100 | Y | N | N |
| CENTREX-GRP | 100 | 100 | 100 | Y | Y | N |
| CHANGED- NUMBER | 675 | 1000 | 1000 | Y | N | N |
| CIPHERSUITE- PROFILE | 3000 | 3000 | 3000 | N | N | N |
| CIPHERSUITE | 3000 | 3000 | 3000 | Y | N | N |
| CIRCUIT-CODE | 1000 | 1000 | 1000 | Y | N | N |
| COS-RESTRICT | 9000 | 9000 | 9000 | N | Y | N |
| CPSG | 200 | 200 | 200 | Y | Y | N |
| CUST-GRP | 2500 | 2500 | 2500 | N | N | Y |
| CUSTOM-DIAL- PLAN | 2000 | 2000 | 2000 | N | Y | N |
| CUSTOM-DIAL- PLAN-PROFILE | 100 | 100 | 100 | N | N | N |
| DB-THRESHOLDS | 1000 | 1000 | 1000 | N | N | N |
| DB-USAGE | 1000 | 1000 | 1000 | N | N | N |
| DESTINATION | 1000000 | 1000000 | 1000000 | Y | N | N |
| DIAL-PLAN | 1000000 | 1000000 | 1000000 | Y | N | N |

Table 2-6 Release 4.2 Routeserver Database Usage Defaults (continued)

| Table Name or Noun | Number of Records Before Split NPA | Maximum Record Count | Licensed Record Count | Route CA | Route FSPTC | Route FSAIN |
|----------------------------|--|-------------------------|--------------------------|-------------|----------------|----------------|
| DIAL-PLAN- PROFILE | 1000 | 1000 | 1000 | Y | N | N |
| DIGIT-MAP | 355 | 355 | 355 | Y | N | N |
| DIGMAN-PROFILE | 5000 | 5000 | 5000 | Y | N | N |
| DIGMAN | 25000 | 25000 | 25000 | Y | N | N |
| DN2CUST-GRP | 250000 | 250000 | 250000 | N | N | Y |
| DN2SUBSCRIBER | 67500 | 67500 | 67500 | Y | N | N |
| DPC | 1280 | 1280 | 1280 | Y | Y | Y |
| DS1 | 1000 | 1000 | 1000 | Y | N | N |
| ESS | 255 | 255 | 255 | Y | N | N |
| EXCHANGE-CODE | 5000 | 5000 | 5000 | Y | N | N |
| EXT2SUBSCRIBER | 5000 | 5000 | 5000 | Y | Y | N |
| FEATURE | 1000 | 1000 | 1000 | N | Y | N |
| FEATURE-SERVER | 10 | 10 | 10 | Y | Y | Y |
| H323-GW | 4 | 4 | 4 | Y | N | N |
| H323-GW2GK | 100 | 100 | 100 | Y | N | N |
| H323-TG-PROFILE | 100 | 100 | 100 | Y | N | N |
| HTTP-FEATURE- SERVER | 1 | 1 | 1 | N | Y | N |
| II-RESTRICT-LIST | 2500 | 2500 | 2500 | N | N | Y |
| II-WB-LIST | 1125 | 1125 | 1125 | N | Y | N |
| INTL-DIAL-PLAN | 3000 | 3000 | 3000 | Y | N | N |
| INTL-DIAL-PLAN- PROFILE | 10 | 10 | 10 | Y | N | N |
| INTL-WB-LIST | 9000 | 9000 | 9000 | N | Y | N |
| IPSEC-KERBEROS | 1 | 1 | 1 | Y | N | N |
| IPSEC-KERBEROS- KEYS | 256 | 256 | 256 | Y | N | N |
| IPSEC-POLICY | 42000 | 42000 | 42000 | Y | N | N |
| IPSEC-SA | 256 | 256 | 256 | Y | N | N |
| ISDN-BCHAN | 2400 | 2400 | 2400 | Y | N | N |
| ISDN-DCHAN | 100 | 100 | 100 | Y | N | N |
| ISDN-INTF | 100 | 100 | 100 | Y | N | N |
| ISDN-TG-PROFILE | 100 | 100 | 100 | Y | N | N |
| LATA | 1000 | 1000 | 1000 | Y | Y | N |
| LATA-MAP | 150000 | 150000 | 150000 | Y | Y | N |

Table 2-6 Release 4.2 Routeserver Database Usage Defaults (continued)

| Table Name or Noun | Number of Records Before Split NPA | Maximum Record Count | Licensed Record Count | Route CA | Route FSPTC | Route FSAIN |
|-------------------------|--|-------------------------|--------------------------|-------------|----------------|----------------|
| LSA | 30000 | 30000 | 30000 | Y | N | N |
| LSA-PROFILE | 1000 | 1000 | 1000 | N | N | N |
| MAC2SUB | 45000 | 45000 | 45000 | N | Y | N |
| MGCP-RETCODE- ACTION | 2000 | 2000 | 2000 | Y | N | N |
| MGW | 38000 | 38000 | 38000 | Y | N | N |
| MGW-PROFILE | 100 | 100 | 100 | Y | N | N |
| MLHG | 100 | 100 | 100 | Y | Y | N |
| MLHG-PREF-LIST | 10 | 10 | 10 | Y | N | N |
| MLHG-TERMINAL | 500 | 500 | 500 | Y | N | N |
| NATIONAL-WB-LIST | 9000 | 11250 | 11250 | N | Y | N |
| NDC | 800 | 800 | 800 | Y | N | N |
| NOA | 0 | 0 | 0 | N | N | N |
| NOD | 100 | 100 | 100 | N | N | N |
| NOD-RESTRICT- LIST | 1000 | 1000 | 1000 | N | Y | N |
| NOD-WB-LIST | 900 | 900 | 900 | N | Y | N |
| OFFICE-CODE | 50000 | 50000 | 50000 | Y | Y | N |
| OPC | 5 | 5 | 5 | Y | Y | Y |
| POLICY-NXX | 8000 | 8000 | 8000 | Y | N | Y |
| POLICY-ODR | 80000 | 80000 | 80000 | Y | N | Y |
| POLICY-OLI | 8000 | 8000 | 8000 | Y | N | Y |
| POLICY-PERCENT | 80000 | 80000 | 80000 | Y | N | Y |
| POLICY-POP | 80000 | 80000 | 80000 | Y | N | Y |
| POLICY-PREFIX | 10000 | 10000 | 10000 | Y | N | Y |
| POLICY-REGION | 88000 | 88000 | 88000 | Y | N | Y |
| POLICY-TOD | 120000 | 120000 | 120000 | Y | N | Y |
| POP | 255 | 255 | 255 | Y | Y | Y |
| PORTED-OFFICE- CODE | 640000 | 640000 | 640000 | Y | N | N |
| QOS | 3000 | 3000 | 3000 | Y | N | N |
| RADIUS-PROFILE | 20 | 20 | 20 | Y | N | N |
| REGION-PROFILE | 80000 | 100000 | 100000 | Y | N | Y |
| RELEASE-CAUSE | 10000 | 10000 | 10000 | Y | N | N |
| ROUTE | 600000 | 600000 | 600000 | Y | N | N |

Table 2-6 Release 4.2 Routeserver Database Usage Defaults (continued)

| Table Name or Noun | Number of Records Before Split NPA | Maximum Record Count | Licensed Record Count | Route CA | Route FSPTC | Route FSAIN |
|-----------------------------|--|-------------------------|--------------------------|-------------|----------------|----------------|
| ROUTE-GUIDE | 80000 | 80000 | 80000 | Y | N | Y |
| ROUTING-KEY | 2560 | 2560 | 2560 | Y | Y | Y |
| RUDDP-BACKHAUL- SESSION | 400 | 400 | 400 | Y | N | N |
| SC1D | 9000 | 9000 | 9000 | N | Y | N |
| SC2D | 450 | 450 | 450 | N | Y | N |
| SCCP-NW | 255 | 255 | 255 | N | Y | Y |
| SCCP-ROUTE | 20480 | 20480 | 20480 | N | Y | Y |
| SCTP-ASSOC- PROFILE | 120 | 120 | 120 | Y | Y | Y |
| SCTP-ASSOC | 240 | 240 | 240 | Y | Y | Y |
| SERVICE | 2000 | 2000 | 2000 | N | Y | N |
| SERVICE-PROVIDER | 1000 | 1000 | 1000 | Y | N | N |
| SERVICE-TRIGGER | 20000 | 20000 | 20000 | Y | N | N |
| SERVING-DOMAIN-NAME | 1000 | 1000 | 1000 | Y | N | N |
| SG | 20 | 20 | 20 | Y | Y | Y |
| SG-GRP | 20 | 20 | 20 | Y | Y | Y |
| SGP | 40 | 40 | 40 | Y | Y | Y |
| SLE | 9000 | 9000 | 9000 | N | Y | N |
| SLHR-PROFILE | 16 | 16 | 16 | N | N | N |
| SLHR | 96 | 96 | 96 | N | Y | Y |
| SOFTSW-TG- PROFILE | 100 | 100 | 100 | Y | N | N |
| SPECIAL-CALL- TYPE | 100 | 100 | 100 | Y | N | N |
| SPLIT-NPA | 1100 | 1100 | 1100 | Y | Y | N |
| SS7-CIC | 18000 | 18000 | 18000 | Y | N | N |
| SS7-Q761-TG- PROFILE | 100 | 100 | 100 | Y | N | N |
| SS7-Q767-TG- PROFILE | 100 | 100 | 100 | Y | N | N |
| SS7-ANSI-TG- PROFILE | 100 | 100 | 100 | Y | N | N |
| STATIC-CONTACT | 45000 | 45000 | 45000 | Y | N | N |
| SUBSCRIBER | 45000 | 45000 | 45000 | Y | Y | N |
| SUBSCRIBER- FEATURE-DATA | 135000 | 135000 | 135000 | N | Y | N |

Table 2-6 Release 4.2 Routeserver Database Usage Defaults (continued)

| Table Name or Noun | Number of Records Before Split NPA | Maximum Record Count | Licensed Record Count | Route CA | Route FSPTC | Route FSAIN |
|--------------------------------|--|-------------------------|--------------------------|-------------|----------------|----------------|
| SUBSCRIBER- PROFILE | 2550 | 2550 | 2550 | Y | Y | N |
| SUBSCRIBER- SERVICE-PROFILE | 225000 | 225000 | 225000 | Y | Y | N |
| SUBSYSTEM- PROFILE | 16 | 16 | 16 | N | Y | Y |
| SUBSYSTEM | 16 | 16 | 16 | N | Y | Y |
| TECH-PREFIX-GRP | 1000 | 1000 | 1000 | Y | N | N |
| TECH-PREFIX-GRP-PROFILE | 4 | 4 | 4 | Y | N | N |
| TERMINATION | 60000 | 60000 | 60000 | Y | N | N |
| TRIGGER- DETECTION-POINT | 50 | 50 | 50 | N | N | N |
| TRIGGER-ID | 100 | 100 | 100 | N | N | N |
| TRUNK | 32000 | 32000 | 32000 | Y | N | N |
| TRUNK-GRP | 25000 | 25000 | 25000 | Y | N | N |
| TRUNK-GRP- FEATURE-DATA | 2500 | 2500 | 2500 | N | Y | N |
| TRUNK-GRP- SERVICE-PROFILE | 2750 | 2750 | 2750 | Y | Y | N |
| USER-AUTH | 45000 | 45000 | 45000 | Y | N | N |
| USER-PART- VARIANT | 200 | 200 | 200 | Y | N | N |
| VAR-DEFAULT | 1000 | 1000 | 1000 | N | N | N |
| VSC | 1000 | 1000 | 1000 | N | Y | N |
| WIRETAP | 900 | 1125 | 1125 | Y | N | N |
| ANI-SCREENING | 25000 | 31250 | 31250 | Y | N | N |
| LNP-PROFILE | 10 | 10 | 10 | Y | Y | Y |
| DN2GN | 10000 | 10000 | 10000 | N | N | Y |
| H323-TERM- PROFILE | 200 | 200 | 200 | Y | N | N |
| H323-TERM | 45000 | 45000 | 45000 | Y | N | N |
| ANI-SCREENING- PROFILE | 2500 | 2500 | 2500 | Y | N | N |
| SIPT-ISUP-VER- ALIAS | 200 | 200 | 200 | Y | N | N |

Local Number Portability Database Usage Defaults

Table 2-7 details the predefined defaults for the Database Usage table for Local Number Portability in Release 4.2.

Table 2-7 Release 4.2 Local Number Portability Database Usage Defaults

| Table Name or Noun | Number of Records Before Split NPA | Maximum Record Count | Licensed Record Count | Route CA | Route FSPTC | Route FSAIN |
|------------------------|--|-------------------------|--------------------------|-------------|----------------|----------------|
| ACTIVITY | 100 | 100 | 100 | Y | Y | Y |
| ACTIVITY-BASE | 100 | 100 | 100 | N | N | N |
| AGGR | 3000 | 3000 | 3000 | Y | N | N |
| ANI | 400000 | 400000 | 400000 | N | Y | N |
| ANI-SCREENING | 10000 | 12500 | 12500 | Y | N | N |
| ANI-SCREENING-PROFILE | 1000 | 1000 | 1000 | Y | N | N |
| ANI-WB-LIST | 25000 | 31250 | 31250 | N | N | Y |
| ANNC-TG- PROFILE | 100 | 100 | 100 | Y | N | N |
| ANNC-TRUNK | 6120 | 6120 | 6120 | Y | N | N |
| ANNOUNCE MENT | 1000 | 1000 | 1000 | Y | N | N |
| AOR2SUB | 100000 | 100000 | 100000 | Y | N | N |
| AUTH-CODE | 250000 | 250000 | 250000 | N | Y | N |
| AUTH-CODE- GRP | 25000 | 25000 | 25000 | N | Y | N |
| AUTH-REALM | 100000 | 100000 | 100000 | Y | N | N |
| BACKHAUL-SET | 1100 | 1100 | 1100 | Y | N | N |
| CA-CONFIG | 1000 | 1000 | 1000 | Y | Y | Y |
| CALL-AGENT | 10 | 10 | 10 | Y | Y | Y |
| CALL-AGENT-PROFILE | 10 | 10 | 10 | Y | Y | Y |
| CALL-CTRL-ROUTE | 2560 | 2560 | 2560 | Y | N | N |
| CALL-TYPE | 100 | 100 | 100 | N | N | N |
| CARRIER | 10000 | 10000 | 10000 | Y | N | N |
| CAS-TG-PROFILE | 100 | 100 | 100 | Y | N | N |
| CASUAL-WB-LIST | 20000 | 20000 | 20000 | N | Y | N |
| CAUSE-CODE-MAP | 2000 | 2000 | 2000 | Y | N | N |
| CAUSE-CODE-MAP-PROFILE | 100 | 100 | 100 | Y | N | N |
| CENTREX-GRP | 500 | 500 | 500 | Y | Y | N |
| CHANGED-NUMBER | 1500 | 2000 | 2000 | Y | N | N |
| CIPHERSUITE | 3000 | 3000 | 3000 | Y | N | N |
| CIPHERSUITE-PROFILE | 3000 | 3000 | 3000 | N | N | N |

Table 2-7 Release 4.2 Local Number Portability Database Usage Defaults (continued)

| Table Name or Noun | Number of Records Before Split NPA | Maximum Record Count | Licensed Record Count | Route CA | Route FSPTC | Route FSAIN |
|--------------------------|--|-------------------------|--------------------------|-------------|----------------|----------------|
| CIRCUIT-CODE | 1000 | 1000 | 1000 | Y | N | N |
| COS-RESTRICT | 20000 | 20000 | 20000 | N | Y | N |
| CPSG | 1000 | 1000 | 1000 | Y | Y | N |
| CUST-GRP | 2500 | 2500 | 2500 | N | N | Y |
| CUSTOM-DIAL-PLAN | 10000 | 10000 | 10000 | N | Y | N |
| CUSTOM-DIAL-PLAN-PROFILE | 500 | 500 | 500 | N | N | N |
| DB-THRESHOLDS | 1000 | 1000 | 1000 | N | N | N |
| DB-USAGE | 1000 | 1000 | 1000 | N | N | N |
| DESTINATION | 5000 | 5000 | 5000 | Y | N | N |
| DIAL-PLAN | 1000000 | 1000000 | 1000000 | Y | N | N |
| DIAL-PLAN-PROFILE | 1000 | 1000 | 1000 | Y | N | N |
| DIGIT-MAP | 1000 | 1000 | 1000 | Y | N | N |
| DIGMAN | 13500 | 13500 | 13500 | Y | N | N |
| DIGMAN-PROFILE | 2700 | 2700 | 2700 | Y | N | N |
| DN2CUST-GRP | 250000 | 250000 | 250000 | N | N | Y |
| DN2GN | 5000000 | 5000000 | 5000000 | N | N | Y |
| DN2SUBSCRIBER | 150000 | 150000 | 150000 | Y | N | N |
| DPC | 1280 | 1280 | 1280 | Y | Y | Y |
| DS1 | 4200 | 4200 | 4200 | Y | N | N |
| ESS | 255 | 255 | 255 | Y | N | N |
| EXCHANGE-CODE | 5000 | 5000 | 5000 | Y | N | N |
| EXT2SUBSCRIBER | 25000 | 25000 | 25000 | Y | Y | N |
| FEATURE | 1000 | 1000 | 1000 | N | Y | N |
| FEATURE-SERVER | 10 | 10 | 10 | Y | Y | Y |
| H323-GW | 4 | 4 | 4 | Y | N | N |
| H323-GW2GK | 100 | 100 | 100 | Y | N | N |
| H323-TERM | 100000 | 100000 | 100000 | Y | N | N |
| H323-TERM-PROFILE | 200 | 200 | 200 | Y | N | N |
| H323-TG-PROFILE | 100 | 100 | 100 | Y | N | N |
| HTTP-FEATURE-SERVER | 1 | 1 | 1 | N | Y | N |
| II-RESTRICT-LIST | 2500 | 2500 | 2500 | N | N | Y |
| II-WB-LIST | 2500 | 2500 | 2500 | N | Y | N |
| INTL-DIAL-PLAN | 3000 | 3000 | 3000 | Y | N | N |
| INTL-DIAL-PLAN-PROFILE | 10 | 10 | 10 | Y | N | N |
| INTL-WB-LIST | 20000 | 20000 | 20000 | N | Y | N |

Table 2-7 Release 4.2 Local Number Portability Database Usage Defaults (continued)

| Table Name or Noun | Number of Records Before Split NPA | Maximum Record Count | Licensed Record Count | Route CA | Route FSPTC | Route FSAIN |
|---------------------|--|-------------------------|--------------------------|-------------|----------------|----------------|
| IPSEC-KERBEROS | 1 | 1 | 1 | Y | N | N |
| IPSEC-KERBEROS-KEYS | 256 | 256 | 256 | Y | N | N |
| IPSEC-POLICY | 104000 | 104000 | 104000 | Y | N | N |
| IPSEC-SA | 256 | 256 | 256 | Y | N | N |
| ISDN-BCHAN | 26400 | 26400 | 26400 | Y | N | N |
| ISDN-DCHAN | 1100 | 1100 | 1100 | Y | N | N |
| ISDN-INTF | 1100 | 1100 | 1100 | Y | N | N |
| ISDN-TG-PROFILE | 250 | 250 | 250 | Y | N | N |
| LATA | 1000 | 1000 | 1000 | Y | Y | N |
| LATA-MAP | 150000 | 150000 | 150000 | Y | Y | N |
| LNP-PROFILE | 10 | 10 | 10 | Y | Y | Y |
| LSA | 30000 | 30000 | 30000 | Y | N | N |
| LSA-PROFILE | 1000 | 1000 | 1000 | N | N | N |
| MAC2SUB | 100000 | 100000 | 100000 | N | Y | N |
| MGCP-RETCODE-ACTION | 2000 | 2000 | 2000 | Y | N | N |
| MGW | 100000 | 100000 | 100000 | Y | N | N |
| MGW-PROFILE | 100 | 100 | 100 | Y | N | N |
| MLHG | 10000 | 10000 | 10000 | Y | Y | N |
| MLHG-PREF-LIST | 1000 | 1000 | 1000 | Y | N | N |
| MLHG-TERMINAL | 50000 | 50000 | 50000 | Y | N | N |
| NATIONAL-WB-LIST | 20000 | 25000 | 25000 | N | Y | N |
| NDC | 50 | 50 | 50 | Y | N | N |
| NOA | 0 | 0 | 0 | N | N | N |
| NOD | 100 | 100 | 100 | N | N | N |
| NOD-RESTRICT-LIST | 1000 | 1000 | 1000 | N | Y | N |
| NOD-WB-LIST | 2000 | 2000 | 2000 | N | Y | N |
| OFFICE-CODE | 50000 | 50000 | 50000 | Y | Y | N |
| OPC | 5 | 5 | 5 | Y | Y | Y |
| POLICY-NXX | 400 | 400 | 400 | Y | N | Y |
| POLICY-ODR | 10000 | 10000 | 10000 | Y | N | Y |
| POLICY-OLI | 100 | 100 | 100 | Y | N | Y |
| POLICY-PERCENT | 400 | 400 | 400 | Y | N | Y |
| POLICY-POP | 25000 | 25000 | 25000 | Y | N | Y |
| POLICY-PREFIX | 10000 | 10000 | 10000 | Y | N | Y |
| POLICY-REGION | 1100 | 1100 | 1100 | Y | N | Y |

Table 2-7 Release 4.2 Local Number Portability Database Usage Defaults (continued)

| Table Name or Noun | Number of Records Before Split NPA | Maximum Record Count | Licensed Record Count | Route CA | Route FSPTC | Route FSAIN |
|-----------------------|--|-------------------------|--------------------------|-------------|----------------|----------------|
| POLICY-TOD | 400 | 400 | 400 | Y | N | Y |
| POP | 255 | 255 | 255 | Y | Y | Y |
| PORTED-OFFICE-CODE | 640000 | 640000 | 640000 | Y | N | N |
| QOS | 3000 | 3000 | 3000 | Y | N | N |
| RADIUS-PROFILE | 20 | 20 | 20 | Y | N | N |
| REGION-PROFILE | 100000 | 125000 | 125000 | Y | N | Y |
| RELEASE-CAUSE | 10000 | 10000 | 10000 | Y | N | N |
| ROUTE | 2000 | 2000 | 2000 | Y | N | N |
| ROUTE-GUIDE | 1000 | 1000 | 1000 | Y | N | Y |
| ROUTING-KEY | 2560 | 2560 | 2560 | Y | Y | Y |
| RUDP-BACKHAUL-SESSION | 4400 | 4400 | 4400 | Y | N | N |
| SC1D | 20000 | 20000 | 20000 | N | Y | N |
| SC2D | 1000 | 1000 | 1000 | N | Y | N |
| SCCP-NW | 255 | 255 | 255 | N | Y | Y |
| SCCP-ROUTE | 20480 | 20480 | 20480 | N | Y | Y |
| SCTP-ASSOC | 240 | 240 | 240 | Y | Y | Y |
| SCTP-ASSOC-PROFILE | 120 | 120 | 120 | Y | Y | Y |
| SERVICE | 2000 | 2000 | 2000 | N | Y | N |
| SERVICE-PROVIDER | 1000 | 1000 | 1000 | Y | N | N |
| SERVICE-TRIGGER | 20000 | 20000 | 20000 | Y | N | N |
| SERVING-DOMAIN-NAME | 1000 | 1000 | 1000 | Y | N | N |
| SG | 20 | 20 | 20 | Y | Y | Y |
| SG-GRP | 20 | 20 | 20 | Y | Y | Y |
| SGP | 40 | 40 | 40 | Y | Y | Y |
| SIPT-ISUP-VER-ALIAS | 200 | 200 | 200 | Y | N | N |
| SLE | 20000 | 20000 | 20000 | N | Y | N |
| SLHR | 96 | 96 | 96 | N | Y | Y |
| SLHR-PROFILE | 16 | 16 | 16 | N | N | N |
| SOFTSW-TG-PROFILE | 100 | 100 | 100 | Y | N | N |
| SPECIAL-CALL-TYPE | 100 | 100 | 100 | Y | N | N |
| SPLIT-NPA | 1100 | 1100 | 1100 | Y | Y | N |
| SS7-ANSI-TG-PROFILE | 100 | 100 | 100 | Y | N | N |
| SS7-CIC | 96000 | 96000 | 96000 | Y | N | N |
| SS7-Q761-TG-PROFILE | 100 | 100 | 100 | Y | N | N |
| SS7-Q767-TG-PROFILE | 100 | 100 | 100 | Y | N | N |

Table 2-7 Release 4.2 Local Number Portability Database Usage Defaults (continued)

| Table Name or Noun | Number of Records Before Split NPA | Maximum Record Count | Licensed Record Count | Route CA | Route FSPTC | Route FSAIN |
|----------------------------|--|-------------------------|--------------------------|-------------|----------------|----------------|
| STATIC-CONTACT | 100000 | 100000 | 100000 | Y | N | N |
| SUBSCRIBER | 100000 | 100000 | 100000 | Y | Y | N |
| SUBSCRIBER-FEATURE-DATA | 300000 | 300000 | 300000 | N | Y | N |
| SUBSCRIBER-PROFILE | 2550 | 2550 | 2550 | Y | Y | N |
| SUBSCRIBER-SERVICE-PROFILE | 500000 | 500000 | 500000 | Y | Y | N |
| SUBSYSTEM | 16 | 16 | 16 | N | Y | Y |
| SUBSYSTEM-PROFILE | 16 | 16 | 16 | N | Y | Y |
| TECH-PREFIX-GRP | 1000 | 1000 | 1000 | Y | N | N |
| TECH-PREFIX-GRP-PROFILE | 4 | 4 | 4 | Y | N | N |
| TERMINATION | 180000 | 180000 | 180000 | Y | N | N |
| TRIGGER-DETECTION-POINT | 50 | 50 | 50 | N | N | N |
| TRIGGER-ID | 100 | 100 | 100 | N | N | N |
| TRUNK | 134400 | 134400 | 134400 | Y | N | N |
| TRUNK-GRP | 10000 | 10000 | 10000 | Y | N | N |
| TRUNK-GRP-FEATURE-DATA | 1000 | 1000 | 1000 | N | Y | N |
| TRUNK-GRP-SERVICE-PROFILE | 1100 | 1100 | 1100 | Y | Y | N |
| USER-AUTH | 100000 | 100000 | 100000 | Y | N | N |
| USER-PART-VARIANT | 200 | 200 | 200 | Y | N | N |
| VAR-DEFAULT | 1000 | 1000 | 1000 | N | N | N |
| VSC | 1000 | 1000 | 1000 | N | Y | N |
| WIRETAP | 2000 | 2500 | 2500 | Y | N | N |

Release 4.4.x

This section describes the Database Usage tables for Release 4.4.0 and 4.4.1.

Small Configuration Database Usage Defaults

[Table 2-8](#) details the predefined defaults for the Database Usage table for a small configuration in Release 4.4.

Table 2-8 *Release 4.4.x Small Configuration Database Usage Defaults*

| Table Name or Noun | Number of Records Before Split NPA | Maximum Record Count | Licensed Record Count | Route CA | Route FSPTC | Route FSAIN |
|------------------------|--|-------------------------|--------------------------|-------------|----------------|----------------|
| ACTIVITY | 100 | 100 | 100 | Y | Y | Y |
| ACTIVITY-BASE | 100 | 100 | 100 | N | N | N |
| AGGR | 3000 | 3000 | 3000 | Y | N | N |
| ANI | 100000 | 100000 | 100000 | N | Y | N |
| ANI-SCREENING | 1000 | 1250 | 1250 | Y | N | N |
| ANI-SCREENING-PROFILE | 100 | 100 | 100 | Y | N | N |
| ANI-WB-LIST | 5000 | 6250 | 6250 | N | N | Y |
| ANNC-TG-PROFILE | 100 | 100 | 100 | Y | N | N |
| ANNC-TRUNK | 1200 | 1200 | 1200 | Y | N | N |
| ANNOUNCEMENT | 1000 | 1000 | 1000 | Y | N | N |
| AOR2SUB | 45000 | 45000 | 45000 | Y | N | N |
| AUDIO-SEGMENT | 25000 | 25000 | 25000 | N | Y | Y |
| AUDIO-SEQ | 5000 | 5000 | 5000 | N | Y | Y |
| AUTH-CODE | 50000 | 50000 | 50000 | N | Y | N |
| AUTH-CODE-GRP | 5000 | 5000 | 5000 | N | Y | N |
| AUTH-REALM | 45000 | 45000 | 45000 | Y | N | N |
| BACKHAUL-SET | 100 | 100 | 100 | Y | N | N |
| CA-CONFIG | 1000 | 1000 | 1000 | Y | Y | Y |
| CALL-AGENT | 10 | 10 | 10 | Y | Y | Y |
| CALL-AGENT-PROFILE | 10 | 10 | 10 | Y | Y | Y |
| CALL-CTRL-ROUTE | 2048 | 2048 | 2048 | Y | N | N |
| CALL-TYPE | 100 | 100 | 100 | N | N | N |
| CARRIER | 10000 | 10000 | 10000 | Y | N | N |
| CAS-TG-PROFILE | 100 | 100 | 100 | Y | N | N |
| CASUAL-WB-LIST | 9000 | 9000 | 9000 | N | Y | N |
| CAUSE-CODE-MAP | 2000 | 2000 | 2000 | Y | N | N |
| CAUSE-CODE-MAP-PROFILE | 100 | 100 | 100 | Y | N | N |
| CENTREX-GRP | 100 | 100 | 100 | Y | Y | N |
| CHANGED-NUMBER | 675 | 1000 | 1000 | Y | N | N |
| CIPHERSUITE | 3000 | 3000 | 3000 | Y | N | N |
| CIPHERSUITE-PROFILE | 3000 | 3000 | 3000 | N | N | N |
| CIRCUIT-CODE | 1000 | 1000 | 1000 | Y | N | N |
| COS-RESTRICT | 9000 | 9000 | 9000 | N | Y | N |
| CPSG | 200 | 200 | 200 | Y | Y | N |

Table 2-8 Release 4.4.x Small Configuration Database Usage Defaults (continued)

| Table Name or Noun | Number of Records Before Split NPA | Maximum Record Count | Licensed Record Count | Route CA | Route FSPTC | Route FSAIN |
|-----------------------------|--|-------------------------|--------------------------|-------------|----------------|----------------|
| CUST-GRP | 500 | 500 | 500 | N | N | Y |
| CUSTOM-DIAL-PLAN | 2000 | 2000 | 2000 | N | Y | N |
| CUSTOM-DIAL-PLAN-PROFILE | 100 | 100 | 100 | N | N | N |
| DB-THRESHOLDS | 1000 | 1000 | 1000 | N | N | N |
| DB-USAGE | 1000 | 1000 | 1000 | N | N | N |
| DESTINATION | 100 | 100 | 100 | Y | N | N |
| DIAL-PLAN | 200000 | 200000 | 200000 | Y | N | N |
| DIAL-PLAN-PROFILE | 200 | 200 | 200 | Y | N | N |
| DIGIT-MAP | 150 | 150 | 150 | Y | N | N |
| DIGMAN | 2375 | 2375 | 2375 | Y | N | N |
| DIGMAN-PROFILE | 475 | 475 | 475 | Y | N | N |
| DN2CUST-GRP | 50000 | 50000 | 50000 | N | N | Y |
| DN2GN | 2000000 | 2000000 | 2000000 | N | N | Y |
| DN2SUBSCRIBER | 67500 | 67500 | 67500 | Y | N | N |
| DPC | 1024 | 1024 | 1024 | Y | Y | Y |
| DS1 | 1000 | 1000 | 1000 | Y | N | N |
| ESS | 50 | 50 | 50 | Y | N | N |
| EXCHANGE-CODE | 5000 | 5000 | 5000 | Y | N | N |
| EXT2 SUBSCRIBER | 5000 | 5000 | 5000 | Y | Y | N |
| FEATURE | 1000 | 1000 | 1000 | N | Y | N |
| FEATURE-CONFIG | 1000 | 1000 | 1000 | N | Y | Y |
| FEATURE-CONFIG-BASE | 1000 | 1000 | 1000 | N | Y | Y |
| FEATURE-CONFIG-BASE-POS-VAL | 1000 | 1000 | 1000 | N | N | N |
| FEATURE-SERVER | 10 | 10 | 10 | Y | Y | Y |
| H323-GW | 4 | 4 | 4 | Y | N | N |
| H323-GW2GK | 100 | 100 | 100 | Y | N | N |
| H323-TERM | 45000 | 45000 | 45000 | Y | N | N |
| H323-TERM-PROFILE | 200 | 200 | 200 | Y | N | N |
| H323-TG-PROFILE | 100 | 100 | 100 | Y | N | N |
| HTTP-FEATURE-SERVER | 1 | 1 | 1 | N | Y | N |
| II-RESTRICT-LIST | 500 | 500 | 500 | N | N | Y |
| II-WB-LIST | 1125 | 1125 | 1125 | N | Y | N |
| INTL-DIAL-PLAN | 1200 | 1200 | 1200 | Y | N | N |
| INTL-DIAL-PLAN-PROFILE | 4 | 4 | 4 | Y | N | N |

Table 2-8 Release 4.4.x Small Configuration Database Usage Defaults (continued)

| Table Name or Noun | Number of Records Before Split NPA | Maximum Record Count | Licensed Record Count | Route CA | Route FSPTC | Route FSAIN |
|---------------------|--|-------------------------|--------------------------|-------------|----------------|----------------|
| INTL-WB-LIST | 9000 | 9000 | 9000 | N | Y | N |
| IPSEC-KERBEROS | 1 | 1 | 1 | Y | N | N |
| IPSEC-KERBEROS-KEYS | 256 | 256 | 256 | Y | N | N |
| IPSEC-POLICY | 42000 | 42000 | 42000 | Y | N | N |
| IPSEC-SA | 256 | 256 | 256 | Y | N | N |
| ISDN-BCHAN | 2400 | 2400 | 2400 | Y | N | N |
| ISDN-DCHAN | 100 | 100 | 100 | Y | N | N |
| ISDN-INTF | 100 | 100 | 100 | Y | N | N |
| ISDN-TG-PROFILE | 100 | 100 | 100 | Y | N | N |
| IVR-SCRIPT-PROFILE | 100 | 100 | 100 | N | Y | Y |
| LANGUAGE | 1000 | 1000 | 1000 | N | N | N |
| LATA | 1000 | 1000 | 1000 | Y | Y | N |
| LATA-MAP | 150000 | 150000 | 150000 | Y | Y | N |
| LNP-PROFILE | 10 | 10 | 10 | Y | Y | Y |
| LSA | 30000 | 30000 | 30000 | Y | N | N |
| LSA-PROFILE | 1000 | 1000 | 1000 | N | N | N |
| MAC2SUB | 45000 | 45000 | 45000 | N | Y | N |
| MGCP-RETCODE-ACTION | 2000 | 2000 | 2000 | Y | N | N |
| MGW | 38000 | 38000 | 38000 | Y | N | N |
| MGW-PROFILE | 100 | 100 | 100 | Y | N | N |
| MLHG | 100 | 100 | 100 | Y | Y | N |
| MLHG-PREF-LIST | 10 | 10 | 10 | Y | N | N |
| MLHG-TERMINAL | 500 | 500 | 500 | Y | N | N |
| NATIONAL-WB-LIST | 9000 | 11250 | 11250 | N | Y | N |
| NDC | 50 | 50 | 50 | Y | N | N |
| NOA | 0 | 0 | 0 | N | N | N |
| NOD | 100 | 100 | 100 | N | N | N |
| NOD-RESTRICT-LIST | 1000 | 1000 | 1000 | N | Y | N |
| NOD-WB-LIST | 900 | 900 | 900 | N | Y | N |
| OFFICE-CODE | 50000 | 50000 | 50000 | Y | Y | N |
| OPC | 4 | 4 | 4 | Y | Y | Y |
| POLICY-NXX | 100 | 100 | 100 | Y | N | Y |
| POLICY-ODR | 2500 | 2500 | 2500 | Y | N | Y |
| POLICY-OLI | 25 | 25 | 25 | Y | N | Y |
| POLICY-PERCENT | 100 | 100 | 100 | Y | N | Y |

Table 2-8 Release 4.4.x Small Configuration Database Usage Defaults (continued)

| Table Name or Noun | Number of Records Before Split NPA | Maximum Record Count | Licensed Record Count | Route CA | Route FSPTC | Route FSAIN |
|-------------------------|--|-------------------------|--------------------------|-------------|----------------|----------------|
| POLICY-POP | 625 | 625 | 625 | Y | N | Y |
| POLICY-PREFIX | 10000 | 10000 | 10000 | Y | N | Y |
| POLICY-REGION | 275 | 275 | 275 | Y | N | Y |
| POLICY-TOD | 100 | 100 | 100 | Y | N | Y |
| POP | 50 | 50 | 50 | Y | Y | Y |
| PORTED-OFFICE-CODE | 120000 | 120000 | 120000 | Y | N | N |
| QOS | 3000 | 3000 | 3000 | Y | N | N |
| RADIUS-PROFILE | 20 | 20 | 20 | Y | N | N |
| REGION-PROFILE | 25000 | 31250 | 31250 | Y | N | Y |
| RELEASE-CAUSE | 10000 | 10000 | 10000 | Y | N | N |
| ROUTE | 250 | 250 | 250 | Y | N | N |
| ROUTE-GUIDE | 250 | 250 | 250 | Y | N | Y |
| ROUTING-KEY | 2048 | 2048 | 2048 | Y | Y | Y |
| RUDP-BACKHAUL-SESSION | 400 | 400 | 400 | Y | N | N |
| SC1D | 9000 | 9000 | 9000 | N | Y | N |
| SC2D | 450 | 450 | 450 | N | Y | N |
| SCCP-NW | 255 | 255 | 255 | N | Y | Y |
| SCCP-ROUTE | 16384 | 16384 | 16384 | N | Y | Y |
| SCRIPT | 1000 | 1000 | 1000 | Y | N | N |
| SCTP-ASSOC | 240 | 240 | 240 | Y | Y | Y |
| SCTP-ASSOC-PROFILE | 120 | 120 | 120 | Y | Y | Y |
| SERVICE | 2000 | 2000 | 2000 | N | Y | N |
| SERVICE- PROVIDER | 100 | 100 | 100 | Y | N | N |
| SERVICE- TRIGGER | 20000 | 20000 | 20000 | Y | N | N |
| SERVING- DOMAIN-NAME | 1000 | 1000 | 1000 | Y | N | N |
| SG | 20 | 20 | 20 | Y | Y | Y |
| SG-GRP | 20 | 20 | 20 | Y | Y | Y |
| SGP | 40 | 40 | 40 | Y | Y | Y |
| SIPT-ISUP-VER-ALIAS | 200 | 200 | 200 | Y | N | N |
| SLE | 9000 | 9000 | 9000 | N | Y | N |
| SLHR | 96 | 96 | 96 | N | Y | Y |
| SLHR-PROFILE | 16 | 16 | 16 | N | N | N |

Table 2-8 Release 4.4.x Small Configuration Database Usage Defaults (continued)

| Table Name or Noun | Number of Records Before Split NPA | Maximum Record Count | Licensed Record Count | Route CA | Route FSPTC | Route FSAIN |
|----------------------------|--|-------------------------|--------------------------|-------------|----------------|----------------|
| SOFTSW-TG-PROFILE | 100 | 100 | 100 | Y | N | N |
| SPECIAL-CALL-TYPE | 100 | 100 | 100 | Y | N | N |
| SPLIT-NPA | 1100 | 1100 | 1100 | Y | Y | N |
| SS7-ANSI-TG-PROFILE | 100 | 100 | 100 | Y | N | N |
| SS7-CIC | 18000 | 18000 | 18000 | Y | N | N |
| SS7-Q761-TG-PROFILE | 100 | 100 | 100 | Y | N | N |
| SS7-Q767-TG-PROFILE | 100 | 100 | 100 | Y | N | N |
| STATIC-CONTACT | 45000 | 45000 | 45000 | Y | N | N |
| SUBSCRIBER | 45000 | 45000 | 45000 | Y | Y | N |
| SUBSCRIBER-FEATURE-DATA | 135000 | 135000 | 135000 | N | Y | N |
| SUBSCRIBER-PROFILE | 500 | 500 | 500 | Y | Y | N |
| SUBSCRIBER-SERVICE-PROFILE | 225000 | 225000 | 225000 | Y | Y | N |
| SUBSYSTEM | 16 | 16 | 16 | N | Y | Y |
| SUBSYSTEM-PROFILE | 16 | 16 | 16 | N | Y | Y |
| TECH-PREFIX-GRP | 110 | 110 | 110 | Y | N | N |
| TECH-PREFIX-GRP-PROFILE | 4 | 4 | 4 | Y | N | N |
| TERMINATION | 60000 | 60000 | 60000 | Y | N | N |
| TIMEZONE | 200 | 200 | 200 | N | N | N |
| TRIGGER-DETECTION-POINT | 50 | 50 | 50 | N | N | N |
| TRIGGER-ID | 100 | 100 | 100 | N | N | N |
| TRUNK | 32000 | 32000 | 32000 | Y | N | N |
| TRUNK-GRP | 1000 | 1000 | 1000 | Y | N | N |
| TRUNK-GRP-FEATURE-DATA | 100 | 100 | 100 | N | Y | N |
| TRUNK-GRP-SERVICE-PROFILE | 110 | 110 | 110 | Y | Y | N |
| USER-AUTH | 45000 | 45000 | 45000 | Y | N | N |
| USER-PART-VARIANT | 200 | 200 | 200 | Y | N | N |
| VAR-DEFAULT | 1000 | 1000 | 1000 | N | N | N |
| VSC | 1000 | 1000 | 1000 | N | Y | N |
| WIRETAP | 900 | 1125 | 1125 | Y | N | N |

Medium Configuration Database Usage Defaults

Table 2-9 details the predefined defaults for the Database Usage table for a medium configuration in Release 4.4.

Table 2-9 Release 4.4.x Medium Configuration Database Usage Defaults

| Table Name or Noun | Number of Records Before Split NPA | Maximum Record Count | Licensed Record Count | Route CA | Route FSPTC | Route FSAIN |
|--------------------------|--|-------------------------|--------------------------|-------------|----------------|----------------|
| ACTIVITY | 100 | 100 | 100 | Y | Y | Y |
| ACTIVITY-BASE | 100 | 100 | 100 | N | N | N |
| AGGR | 3000 | 3000 | 3000 | Y | N | N |
| ANI | 400000 | 400000 | 400000 | N | Y | N |
| ANI-WB-LIST | 25000 | 31250 | 31250 | N | N | Y |
| ANNC-TG-PROFILE | 100 | 100 | 100 | Y | N | N |
| ANNC-TRUNK | 12000 | 12000 | 12000 | Y | N | N |
| ANNOUNCEMENT | 1000 | 1000 | 1000 | Y | N | N |
| AOR2SUB | 100000 | 100000 | 100000 | Y | N | N |
| AUTH-CODE | 250000 | 250000 | 250000 | N | Y | N |
| AUTH-CODE-GRP | 25000 | 25000 | 25000 | N | Y | N |
| AUTH-REALM | 100000 | 100000 | 100000 | Y | N | N |
| BACKHAUL-SET | 1100 | 1100 | 1100 | Y | N | N |
| CA-CONFIG | 1000 | 1000 | 1000 | Y | Y | Y |
| CALL-AGENT | 10 | 10 | 10 | Y | Y | Y |
| CALL-AGENT-PROFILE | 10 | 10 | 10 | Y | Y | Y |
| CALL-CTRL-ROUTE | 2560 | 2560 | 2560 | Y | N | N |
| CALL-TYPE | 100 | 100 | 100 | N | N | N |
| CARRIER | 10000 | 10000 | 10000 | Y | N | N |
| CAS-TG-PROFILE | 100 | 100 | 100 | Y | N | N |
| CASUAL-WB-LIST | 20000 | 20000 | 20000 | N | Y | N |
| CAUSE-CODE-MAP | 2000 | 2000 | 2000 | Y | N | N |
| CAUSE-CODE-MAP-PROFILE | 100 | 100 | 100 | Y | N | N |
| CENTREX-GRP | 500 | 500 | 500 | Y | Y | N |
| CHANGED-NUMBER | 1500 | 2000 | 2000 | Y | N | N |
| CIPHERSUITE-PROFILE | 3000 | 3000 | 3000 | N | N | N |
| CIPHERSUITE | 3000 | 3000 | 3000 | Y | N | N |
| CIRCUIT-CODE | 1000 | 1000 | 1000 | Y | N | N |
| COS-RESTRICT | 20000 | 20000 | 20000 | N | Y | N |
| CPSG | 1000 | 1000 | 1000 | Y | Y | N |
| CUST-GRP | 2500 | 2500 | 2500 | N | N | Y |
| CUSTOM-DIAL-PLAN | 10000 | 10000 | 10000 | N | Y | N |
| CUSTOM-DIAL-PLAN-PROFILE | 500 | 500 | 500 | N | N | N |

Table 2-9 Release 4.4.x Medium Configuration Database Usage Defaults (continued)

| Table Name or Noun | Number of Records Before Split NPA | Maximum Record Count | Licensed Record Count | Route CA | Route FSPTC | Route FSAIN |
|------------------------|--|-------------------------|--------------------------|-------------|----------------|----------------|
| DB-THRESHOLDS | 1000 | 1000 | 1000 | N | N | N |
| DB-USAGE | 1000 | 1000 | 1000 | N | N | N |
| DESTINATION | 5000 | 5000 | 5000 | Y | N | N |
| DIAL-PLAN | 1000000 | 1000000 | 1000000 | Y | N | N |
| DIAL-PLAN-PROFILE | 1000 | 1000 | 1000 | Y | N | N |
| DIGIT-MAP | 1000 | 1000 | 1000 | Y | N | N |
| DIGMAN-PROFILE | 2700 | 2700 | 2700 | Y | N | N |
| DIGMAN | 13500 | 13500 | 13500 | Y | N | N |
| DN2CUST-GRP | 250000 | 250000 | 250000 | N | N | Y |
| DN2SUBSCRIBER | 150000 | 150000 | 150000 | Y | N | N |
| DPC | 1280 | 1280 | 1280 | Y | Y | Y |
| DS1 | 4200 | 4200 | 4200 | Y | N | N |
| ESS | 500 | 500 | 500 | Y | N | N |
| EXCHANGE-CODE | 50000 | 50000 | 50000 | Y | N | N |
| EXT2SUBSCRIBER | 25000 | 25000 | 25000 | Y | Y | N |
| FEATURE | 1000 | 1000 | 1000 | N | Y | N |
| FEATURE-SERVER | 10 | 10 | 10 | Y | Y | Y |
| H323-GW | 4 | 4 | 4 | Y | N | N |
| H323-GW2GK | 100 | 100 | 100 | Y | N | N |
| H323-TG-PROFILE | 100 | 100 | 100 | Y | N | N |
| HTTP-FEATURE-SERVER | 1 | 1 | 1 | N | Y | N |
| II-RESTRICT-LIST | 2500 | 2500 | 2500 | N | N | Y |
| II-WB-LIST | 2500 | 2500 | 2500 | N | Y | N |
| INTL-DIAL-PLAN | 60000 | 60000 | 60000 | Y | N | N |
| INTL-DIAL-PLAN-PROFILE | 200 | 200 | 200 | Y | N | N |
| INTL-WB-LIST | 20000 | 20000 | 20000 | N | Y | N |
| IPSEC-KERBEROS | 1 | 1 | 1 | Y | N | N |
| IPSEC-KERBEROS-KEYS | 256 | 256 | 256 | Y | N | N |
| IPSEC-POLICY | 154000 | 154000 | 154000 | Y | N | N |
| IPSEC-SA | 256 | 256 | 256 | Y | N | N |
| ISDN-BCHAN | 26400 | 26400 | 26400 | Y | N | N |
| ISDN-DCHAN | 1100 | 1100 | 1100 | Y | N | N |
| ISDN-INTF | 1100 | 1100 | 1100 | Y | N | N |
| ISDN-TG-PROFILE | 250 | 250 | 250 | Y | N | N |
| LATA | 1000 | 1000 | 1000 | Y | Y | N |

Table 2-9 Release 4.4.x Medium Configuration Database Usage Defaults (continued)

| Table Name or Noun | Number of Records Before Split NPA | Maximum Record Count | Licensed Record Count | Route CA | Route FSPTC | Route FSAIN |
|---------------------|--|-------------------------|--------------------------|-------------|----------------|----------------|
| LATA-MAP | 150000 | 150000 | 150000 | Y | Y | N |
| LSA | 30000 | 30000 | 30000 | Y | N | N |
| LSA-PROFILE | 1000 | 1000 | 1000 | N | N | N |
| MAC2SUB | 100000 | 100000 | 100000 | N | Y | N |
| MGCP-RETCODE-ACTION | 2000 | 2000 | 2000 | Y | N | N |
| MGW | 150000 | 150000 | 150000 | Y | N | N |
| MGW-PROFILE | 100 | 100 | 100 | Y | N | N |
| MLHG | 10000 | 10000 | 10000 | Y | Y | N |
| MLHG-PREF-LIST | 1000 | 1000 | 1000 | Y | N | N |
| MLHG-TERMINAL | 50000 | 50000 | 50000 | Y | N | N |
| NATIONAL-WB-LIST | 20000 | 25000 | 25000 | N | Y | N |
| NDC | 800 | 800 | 800 | Y | N | N |
| NOA | 0 | 0 | 0 | N | N | N |
| NOD | 100 | 100 | 100 | N | N | N |
| NOD-RESTRICT-LIST | 1000 | 1000 | 1000 | N | Y | N |
| NOD-WB-LIST | 2000 | 2000 | 2000 | N | Y | N |
| OFFICE-CODE | 50000 | 50000 | 50000 | Y | Y | N |
| OPC | 5 | 5 | 5 | Y | Y | Y |
| POLICY-NXX | 400 | 400 | 400 | Y | N | Y |
| POLICY-ODR | 10000 | 10000 | 10000 | Y | N | Y |
| POLICY-OLI | 100 | 100 | 100 | Y | N | Y |
| POLICY-PERCENT | 400 | 400 | 400 | Y | N | Y |
| POLICY-POP | 25000 | 25000 | 25000 | Y | N | Y |
| POLICY-PREFIX | 10000 | 10000 | 10000 | Y | N | Y |
| POLICY-REGION | 1100 | 1100 | 1100 | Y | N | Y |
| POLICY-TOD | 400 | 400 | 400 | Y | N | Y |
| POP | 500 | 500 | 500 | Y | Y | Y |
| PORTED-OFFICE-CODE | 640000 | 640000 | 640000 | Y | N | N |
| QOS | 3000 | 3000 | 3000 | Y | N | N |
| RADIUS-PROFILE | 20 | 20 | 20 | Y | N | N |
| REGION-PROFILE | 100000 | 125000 | 125000 | Y | N | Y |
| RELEASE-CAUSE | 10000 | 10000 | 10000 | Y | N | N |
| ROUTE | 2000 | 2000 | 2000 | Y | N | N |
| ROUTE-GUIDE | 1000 | 1000 | 1000 | Y | N | Y |
| ROUTING-KEY | 2560 | 2560 | 2560 | Y | Y | Y |

Table 2-9 Release 4.4.x Medium Configuration Database Usage Defaults (continued)

| Table Name or Noun | Number of Records Before Split NPA | Maximum Record Count | Licensed Record Count | Route CA | Route FSPTC | Route FSAIN |
|--------------------------------|--|-------------------------|--------------------------|-------------|----------------|----------------|
| RUDP-BACKHAUL-SESSION | 4400 | 4400 | 4400 | Y | N | N |
| SC1D | 20000 | 20000 | 20000 | N | Y | N |
| SC2D | 1000 | 1000 | 1000 | N | Y | N |
| SCCP-NW | 255 | 255 | 255 | N | Y | Y |
| SCCP-ROUTE | 20480 | 20480 | 20480 | N | Y | Y |
| SCTP-ASSOC-PROFILE | 120 | 120 | 120 | Y | Y | Y |
| SCTP-ASSOC | 240 | 240 | 240 | Y | Y | Y |
| SERVICE | 2000 | 2000 | 2000 | N | Y | N |
| SERVICE-PROVIDER | 1000 | 1000 | 1000 | Y | N | N |
| SERVICE-TRIGGER | 20000 | 20000 | 20000 | Y | N | N |
| SERVING-DOMAIN-NAME | 1000 | 1000 | 1000 | Y | N | N |
| SG | 20 | 20 | 20 | Y | Y | Y |
| SG-GRP | 20 | 20 | 20 | Y | Y | Y |
| SGP | 40 | 40 | 40 | Y | Y | Y |
| SLE | 20000 | 20000 | 20000 | N | Y | N |
| SLHR-PROFILE | 16 | 16 | 16 | N | N | N |
| SLHR | 96 | 96 | 96 | N | Y | Y |
| SOFTSW-TG-PROFILE | 100 | 100 | 100 | Y | N | N |
| SPECIAL-CALL-TYPE | 100 | 100 | 100 | Y | N | N |
| SPLIT-NPA | 1100 | 1100 | 1100 | Y | Y | N |
| SS7-CIC | 96000 | 96000 | 96000 | Y | N | N |
| SS7-Q761-TG-PROFILE | 100 | 100 | 100 | Y | N | N |
| SS7-Q767-TG-PROFILE | 100 | 100 | 100 | Y | N | N |
| SS7-ANSI-TG-PROFILE | 100 | 100 | 100 | Y | N | N |
| STATIC-CONTACT | 100000 | 100000 | 100000 | Y | N | N |
| SUBSCRIBER | 100000 | 100000 | 100000 | Y | Y | N |
| SUBSCRIBER-FEATURE-DATA | 300000 | 300000 | 300000 | N | Y | N |
| SUBSCRIBER-PROFILE | 5000 | 5000 | 5000 | Y | Y | N |
| SUBSCRIBER-SERVICE- PROFILE | 500000 | 500000 | 500000 | Y | Y | N |
| SUBSYSTEM-PROFILE | 16 | 16 | 16 | N | Y | Y |
| SUBSYSTEM | 16 | 16 | 16 | N | Y | Y |
| TECH-PREFIX-GRP | 1000 | 1000 | 1000 | Y | N | N |
| TECH-PREFIX-GRP-PROFILE | 4 | 4 | 4 | Y | N | N |
| TERMINATION | 180000 | 180000 | 180000 | Y | N | N |

Table 2-9 Release 4.4.x Medium Configuration Database Usage Defaults (continued)

| Table Name or Noun | Number of Records Before Split NPA | Maximum Record Count | Licensed Record Count | Route CA | Route FSPTC | Route FSAIN |
|-----------------------------|--|-------------------------|--------------------------|-------------|----------------|----------------|
| TRIGGER-DETECTION-POINT | 50 | 50 | 50 | N | N | N |
| TRIGGER-ID | 100 | 100 | 100 | N | N | N |
| TRUNK | 134400 | 134400 | 134400 | Y | N | N |
| TRUNK-GRP | 10000 | 10000 | 10000 | Y | N | N |
| TRUNK-GRP-FEATURE-DATA | 1000 | 1000 | 1000 | N | Y | N |
| TRUNK-GRP-SERVICE-PROFILE | 1100 | 1100 | 1100 | Y | Y | N |
| USER-AUTH | 100000 | 100000 | 100000 | Y | N | N |
| USER-PART-VARIANT | 200 | 200 | 200 | Y | N | N |
| VAR-DEFAULT | 1000 | 1000 | 1000 | N | N | N |
| VSC | 1000 | 1000 | 1000 | N | Y | N |
| WIRETAP | 2000 | 2500 | 2500 | Y | N | N |
| ANI-SCREENING | 10000 | 12500 | 12500 | Y | N | N |
| LNP-PROFILE | 10 | 10 | 10 | Y | Y | Y |
| DN2GN | 10000 | 10000 | 10000 | N | N | Y |
| H323-TERM-PROFILE | 200 | 200 | 200 | Y | N | N |
| H323-TERM | 100000 | 100000 | 100000 | Y | N | N |
| ANI-SCREENING-PROFILE | 1000 | 1000 | 1000 | Y | N | N |
| SIPT-ISUP-VER-ALIAS | 200 | 200 | 200 | Y | N | N |
| TIMEZONE | 200 | 200 | 200 | N | N | N |
| SCRIPT | 1000 | 1000 | 1000 | Y | N | N |
| IVR-SCRIPT-PROFILE | 100 | 100 | 100 | N | Y | Y |
| LANGUAGE | 1000 | 1000 | 1000 | N | N | N |
| AUDIO-SEQ | 5000 | 5000 | 5000 | N | Y | Y |
| AUDIO-SEGMENT | 25000 | 25000 | 25000 | N | Y | Y |
| FEATURE-CONFIG | 1000 | 1000 | 1000 | N | Y | Y |
| FEATURE-CONFIG-BASE | 1000 | 1000 | 1000 | N | Y | Y |
| FEATURE-CONFIG-BASE-POS-VAL | 1000 | 1000 | 1000 | N | N | N |

Large Configuration Database Usage Defaults

Table 2-10 details the predefined defaults for the Database Usage table for a large configuration in Release 4.4.x.

Table 2-10 Release 4.4.x Large Configuration Database Usage Defaults

| Table Name or Noun | Number of Records Before Split NPA | Maximum Record Count | Licensed Record Count | Route CA | Route FSPTC | Route FSAIN |
|------------------------|--|-------------------------|--------------------------|-------------|----------------|----------------|
| ACTIVITY | 100 | 100 | 100 | Y | Y | Y |
| ACTIVITY-BASE | 100 | 100 | 100 | N | N | N |
| AGGR | 3000 | 3000 | 3000 | Y | N | N |
| ANI | 400000 | 400000 | 400000 | N | Y | N |
| ANI-SCREENING | 10000 | 12500 | 12500 | Y | N | N |
| ANI-SCREENING-PROFILE | 1000 | 1000 | 1000 | Y | N | N |
| ANI-WB-LIST | 25000 | 31250 | 31250 | N | N | Y |
| ANNC-TG-PROFILE | 100 | 100 | 100 | Y | N | N |
| ANNC-TRUNK | 12000 | 12000 | 12000 | Y | N | N |
| ANNOUNCEMENT | 1000 | 1000 | 1000 | Y | N | N |
| AOR2SUB | 300000 | 300000 | 300000 | Y | N | N |
| AUDIO-SEGMENT | 25000 | 25000 | 25000 | N | Y | Y |
| AUDIO-SEQ | 5000 | 5000 | 5000 | N | Y | Y |
| AUTH-CODE | 250000 | 250000 | 250000 | N | Y | N |
| AUTH-CODE-GRP | 25000 | 25000 | 25000 | N | Y | N |
| AUTH-REALM | 300000 | 300000 | 300000 | Y | N | N |
| BACKHAUL-SET | 2000 | 2000 | 2000 | Y | N | N |
| CA-CONFIG | 1000 | 1000 | 1000 | Y | Y | Y |
| CALL-AGENT | 10 | 10 | 10 | Y | Y | Y |
| CALL-AGENT-PROFILE | 10 | 10 | 10 | Y | Y | Y |
| CALL-CTRL-ROUTE | 15360 | 15360 | 15360 | Y | N | N |
| CALL-TYPE | 100 | 100 | 100 | N | N | N |
| CARRIER | 10000 | 10000 | 10000 | Y | N | N |
| CAS-TG-PROFILE | 100 | 100 | 100 | Y | N | N |
| CASUAL-WB-LIST | 60000 | 60000 | 60000 | N | Y | N |
| CAUSE-CODE-MAP | 2000 | 2000 | 2000 | Y | N | N |
| CAUSE-CODE-MAP-PROFILE | 100 | 100 | 100 | Y | N | N |
| CENTREX-GRP | 1000 | 1000 | 1000 | Y | Y | N |
| CHANGED-NUMBER | 4500 | 6000 | 6000 | Y | N | N |
| CIPHERSUITE | 3000 | 3000 | 3000 | Y | N | N |
| CIPHERSUITE-PROFILE | 3000 | 3000 | 3000 | N | N | N |
| CIRCUIT-CODE | 1000 | 1000 | 1000 | Y | N | N |
| COS-RESTRICT | 60000 | 60000 | 60000 | N | Y | N |
| CPSG | 2000 | 2000 | 2000 | Y | Y | N |

Table 2-10 Release 4.4.x Large Configuration Database Usage Defaults (continued)

| Table Name or Noun | Number of Records Before Split NPA | Maximum Record Count | Licensed Record Count | Route CA | Route FSPTC | Route FSAIN |
|-----------------------------|--|-------------------------|--------------------------|-------------|----------------|----------------|
| CUST-GRP | 2500 | 2500 | 2500 | N | N | Y |
| CUSTOM-DIAL-PLAN | 20000 | 20000 | 20000 | N | Y | N |
| CUSTOM-DIAL-PLAN-PROFILE | 1000 | 1000 | 1000 | N | N | N |
| DB-THRESHOLDS | 1000 | 1000 | 1000 | N | N | N |
| DB-USAGE | 1000 | 1000 | 1000 | N | N | N |
| DESTINATION | 5000 | 5000 | 5000 | Y | N | N |
| DIAL-PLAN | 1000000 | 1000000 | 1000000 | Y | N | N |
| DIAL-PLAN-PROFILE | 1000 | 1000 | 1000 | Y | N | N |
| DIGIT-MAP | 1500 | 1500 | 1500 | Y | N | N |
| DIGMAN | 13500 | 13500 | 13500 | Y | N | N |
| DIGMAN-PROFILE | 2700 | 2700 | 2700 | Y | N | N |
| DN2CUST-GRP | 250000 | 250000 | 250000 | N | N | Y |
| DN2GN | 10000 | 10000 | 10000 | N | N | Y |
| DN2SUBSCRIBER | 450000 | 450000 | 450000 | Y | N | N |
| DPC | 7680 | 7680 | 7680 | Y | Y | Y |
| DS1 | 5000 | 5000 | 5000 | Y | N | N |
| ESS | 500 | 500 | 500 | Y | N | N |
| EXCHANGE-CODE | 50000 | 50000 | 50000 | Y | N | N |
| EXT2SUBSCRIBER | 50000 | 50000 | 50000 | Y | Y | N |
| FEATURE | 1000 | 1000 | 1000 | N | Y | N |
| FEATURE-CONFIG | 1000 | 1000 | 1000 | N | Y | Y |
| FEATURE-CONFIG-BASE | 1000 | 1000 | 1000 | N | Y | Y |
| FEATURE-CONFIG-BASE-POS-VAL | 1000 | 1000 | 1000 | N | N | N |
| FEATURE-SERVER | 10 | 10 | 10 | Y | Y | Y |
| H323-GW | 4 | 4 | 4 | Y | N | N |
| H323-GW2GK | 100 | 100 | 100 | Y | N | N |
| H323-TERM | 300000 | 300000 | 300000 | Y | N | N |
| H323-TERM-PROFILE | 200 | 200 | 200 | Y | N | N |
| H323-TG-PROFILE | 100 | 100 | 100 | Y | N | N |
| HTTP-FEATURE-SERVER | 1 | 1 | 1 | N | Y | N |
| II-RESTRICT-LIST | 2500 | 2500 | 2500 | N | N | Y |
| II-WB-LIST | 7500 | 7500 | 7500 | N | Y | N |
| INTL-DIAL-PLAN | 60000 | 60000 | 60000 | Y | N | N |
| INTL-DIAL-PLAN-PROFILE | 200 | 200 | 200 | Y | N | N |
| INTL-WB-LIST | 60000 | 60000 | 60000 | N | Y | N |

Table 2-10 Release 4.4.x Large Configuration Database Usage Defaults (continued)

| Table Name or Noun | Number of Records Before Split NPA | Maximum Record Count | Licensed Record Count | Route CA | Route FSPTC | Route FSAIN |
|---------------------|--|-------------------------|--------------------------|-------------|----------------|----------------|
| IPSEC-KERBEROS | 1 | 1 | 1 | Y | N | N |
| IPSEC-KERBEROS-KEYS | 256 | 256 | 256 | Y | N | N |
| IPSEC-POLICY | 254000 | 254000 | 254000 | Y | N | N |
| IPSEC-SA | 256 | 256 | 256 | Y | N | N |
| ISDN-BCHAN | 48000 | 48000 | 48000 | Y | N | N |
| ISDN-DCHAN | 2000 | 2000 | 2000 | Y | N | N |
| ISDN-INTF | 2000 | 2000 | 2000 | Y | N | N |
| ISDN-TG-PROFILE | 250 | 250 | 250 | Y | N | N |
| IVR-SCRIPT-PROFILE | 100 | 100 | 100 | N | Y | Y |
| LANGUAGE | 1000 | 1000 | 1000 | N | N | N |
| LATA | 1000 | 1000 | 1000 | Y | Y | N |
| LATA-MAP | 150000 | 150000 | 150000 | Y | Y | N |
| LNP-PROFILE | 10 | 10 | 10 | Y | Y | Y |
| LSA | 30000 | 30000 | 30000 | Y | N | N |
| LSA-PROFILE | 1000 | 1000 | 1000 | N | N | N |
| MAC2SUB | 300000 | 300000 | 300000 | N | Y | N |
| MGCP-RETCODE-ACTION | 2000 | 2000 | 2000 | Y | N | N |
| MGW | 250000 | 250000 | 250000 | Y | N | N |
| MGW-PROFILE | 100 | 100 | 100 | Y | N | N |
| MLHG | 10000 | 10000 | 10000 | Y | Y | N |
| MLHG-PREF-LIST | 1000 | 1000 | 1000 | Y | N | N |
| MLHG-TERMINAL | 50000 | 50000 | 50000 | Y | N | N |
| NATIONAL-WB-LIST | 60000 | 75000 | 75000 | N | Y | N |
| NDC | 800 | 800 | 800 | Y | N | N |
| NOA | 0 | 0 | 0 | N | N | N |
| NOD | 100 | 100 | 100 | N | N | N |
| NOD-RESTRICT-LIST | 1000 | 1000 | 1000 | N | Y | N |
| NOD-WB-LIST | 6000 | 6000 | 6000 | N | Y | N |
| OFFICE-CODE | 50000 | 50000 | 50000 | Y | Y | N |
| OPC | 30 | 30 | 30 | Y | Y | Y |
| POLICY-NXX | 400 | 400 | 400 | Y | N | Y |
| POLICY-ODR | 10000 | 10000 | 10000 | Y | N | Y |
| POLICY-OLI | 100 | 100 | 100 | Y | N | Y |
| POLICY-PERCENT | 400 | 400 | 400 | Y | N | Y |

Table 2-10 Release 4.4.x Large Configuration Database Usage Defaults (continued)

| Table Name or Noun | Number of Records Before Split NPA | Maximum Record Count | Licensed Record Count | Route CA | Route FSPTC | Route FSAIN |
|-----------------------|--|-------------------------|--------------------------|-------------|----------------|----------------|
| POLICY-POP | 25000 | 25000 | 25000 | Y | N | Y |
| POLICY-PREFIX | 10000 | 10000 | 10000 | Y | N | Y |
| POLICY-REGION | 1100 | 1100 | 1100 | Y | N | Y |
| POLICY-TOD | 400 | 400 | 400 | Y | N | Y |
| POP | 500 | 500 | 500 | Y | Y | Y |
| PORTED-OFFICE-CODE | 640000 | 640000 | 640000 | Y | N | N |
| QOS | 3000 | 3000 | 3000 | Y | N | N |
| RADIUS-PROFILE | 20 | 20 | 20 | Y | N | N |
| REGION-PROFILE | 100000 | 125000 | 125000 | Y | N | Y |
| RELEASE-CAUSE | 10000 | 10000 | 10000 | Y | N | N |
| ROUTE | 2000 | 2000 | 2000 | Y | N | N |
| ROUTE-GUIDE | 1000 | 1000 | 1000 | Y | N | Y |
| ROUTING-KEY | 15360 | 15360 | 15360 | Y | Y | Y |
| RUDP-BACKHAUL-SESSION | 8000 | 8000 | 8000 | Y | N | N |
| SC1D | 60000 | 60000 | 60000 | N | Y | N |
| SC2D | 3000 | 3000 | 3000 | N | Y | N |
| SCCP-NW | 255 | 255 | 255 | N | Y | Y |
| SCCP-ROUTE | 122880 | 122880 | 122880 | N | Y | Y |
| SCRIPT | 1000 | 1000 | 1000 | Y | N | N |
| SCTP-ASSOC | 240 | 240 | 240 | Y | Y | Y |
| SCTP-ASSOC-PROFILE | 120 | 120 | 120 | Y | Y | Y |
| SERVICE | 2000 | 2000 | 2000 | N | Y | N |
| SERVICE-PROVIDER | 1000 | 1000 | 1000 | Y | N | N |
| SERVICE-TRIGGER | 20000 | 20000 | 20000 | Y | N | N |
| SERVING-DOMAIN-NAME | 1000 | 1000 | 1000 | Y | N | N |
| SG | 20 | 20 | 20 | Y | Y | Y |
| SG-GRP | 20 | 20 | 20 | Y | Y | Y |
| SGP | 40 | 40 | 40 | Y | Y | Y |
| SIPT-ISUP-VER-ALIAS | 200 | 200 | 200 | Y | N | N |
| SLE | 60000 | 60000 | 60000 | N | Y | N |
| SLHR | 96 | 96 | 96 | N | Y | Y |
| SLHR-PROFILE | 16 | 16 | 16 | N | N | N |
| SOFTSW-TG-PROFILE | 100 | 100 | 100 | Y | N | N |
| SPECIAL-CALL-TYPE | 100 | 100 | 100 | Y | N | N |
| SPLIT-NPA | 1100 | 1100 | 1100 | Y | Y | N |

Table 2-10 Release 4.4.x Large Configuration Database Usage Defaults (continued)

| Table Name or Noun | Number of Records Before Split NPA | Maximum Record Count | Licensed Record Count | Route CA | Route FSPTC | Route FSAIN |
|--------------------------------|--|-------------------------|--------------------------|-------------|----------------|----------------|
| SS7-ANSI-TG-PROFILE | 100 | 100 | 100 | Y | N | N |
| SS7-CIC | 128000 | 128000 | 128000 | Y | N | N |
| SS7-Q761-TG-PROFILE | 100 | 100 | 100 | Y | N | N |
| SS7-Q767-TG-PROFILE | 100 | 100 | 100 | Y | N | N |
| STATIC-CONTACT | 300000 | 300000 | 300000 | Y | N | N |
| SUBSCRIBER | 300000 | 300000 | 300000 | Y | Y | N |
| SUBSCRIBER-FEATURE-DATA | 900000 | 900000 | 900000 | N | Y | N |
| SUBSCRIBER-PROFILE | 5000 | 5000 | 5000 | Y | Y | N |
| SUBSCRIBER-SERVICE- PROFILE | 1500000 | 1500000 | 1500000 | Y | Y | N |
| SUBSYSTEM | 16 | 16 | 16 | N | Y | Y |
| SUBSYSTEM-PROFILE | 16 | 16 | 16 | N | Y | Y |
| TECH-PREFIX-GRP | 1000 | 1000 | 1000 | Y | N | N |
| TECH-PREFIX-GRP-PROFILE | 4 | 4 | 4 | Y | N | N |
| TERMINATION | 400000 | 400000 | 400000 | Y | N | N |
| TIMEZONE | 200 | 200 | 200 | N | N | N |
| TRIGGER-DETECTION-POINT | 50 | 50 | 50 | N | N | N |
| TRIGGER-ID | 100 | 100 | 100 | N | N | N |
| TRUNK | 160000 | 160000 | 160000 | Y | N | N |
| TRUNK-GRP | 10000 | 10000 | 10000 | Y | N | N |
| TRUNK-GRP-FEATURE-DATA | 1000 | 1000 | 1000 | N | Y | N |
| TRUNK-GRP-SERVICE-PROFILE | 1100 | 1100 | 1100 | Y | Y | N |
| USER-AUTH | 300000 | 300000 | 300000 | Y | N | N |
| USER-PART-VARIANT | 200 | 200 | 200 | Y | N | N |
| VAR-DEFAULT | 1000 | 1000 | 1000 | N | N | N |
| VSC | 1000 | 1000 | 1000 | N | Y | N |
| WIRETAP | 6000 | 7500 | 7500 | Y | N | N |

Routeserver Database Usage Defaults

Table 2-11 details the predefined defaults for the Database Usage table for a small configuration in Release 4.4.

Table 2-11 Release 4.4.x Routeserver Database Usage Defaults

| Table Name or Noun | Number of Records Before Split NPA | Maximum Record Count | Licensed Record Count | Route CA | Route FSPTC | Route FSAIN |
|------------------------|--|-------------------------|--------------------------|-------------|----------------|----------------|
| ACTIVITY | 100 | 100 | 100 | Y | Y | Y |
| ACTIVITY-BASE | 100 | 100 | 100 | N | N | N |
| AGGR | 3000 | 3000 | 3000 | Y | N | N |
| ANI | 400000 | 400000 | 400000 | N | Y | N |
| ANI-SCREENING | 25000 | 31250 | 31250 | Y | N | N |
| ANI-SCREENING-PROFILE | 2500 | 2500 | 2500 | Y | N | N |
| ANI-WB-LIST | 25000 | 31250 | 31250 | N | N | Y |
| ANNC-TG-PROFILE | 100 | 100 | 100 | Y | N | N |
| ANNC-TRUNK | 6120 | 6120 | 6120 | Y | N | N |
| ANNOUNCEMENT | 1000 | 1000 | 1000 | Y | N | N |
| AOR2SUB | 45000 | 45000 | 45000 | Y | N | N |
| AUDIO-SEGMENT | 25000 | 25000 | 25000 | N | Y | Y |
| AUDIO-SEQ | 5000 | 5000 | 5000 | N | Y | Y |
| AUTH-CODE | 250000 | 250000 | 250000 | N | Y | N |
| AUTH-CODE-GRP | 25000 | 25000 | 25000 | N | Y | N |
| AUTH-REALM | 45000 | 45000 | 45000 | Y | N | N |
| BACKHAUL-SET | 100 | 100 | 100 | Y | N | N |
| CA-CONFIG | 1000 | 1000 | 1000 | Y | Y | Y |
| CALL-AGENT | 10 | 10 | 10 | Y | Y | Y |
| CALL-AGENT-PROFILE | 10 | 10 | 10 | Y | Y | Y |
| CALL-CTRL-ROUTE | 2560 | 2560 | 2560 | Y | N | N |
| CALL-TYPE | 100 | 100 | 100 | N | N | N |
| CARRIER | 10000 | 10000 | 10000 | Y | N | N |
| CAS-TG-PROFILE | 100 | 100 | 100 | Y | N | N |
| CASUAL-WB-LIST | 9000 | 9000 | 9000 | N | Y | N |
| CAUSE-CODE-MAP | 2000 | 2000 | 2000 | Y | N | N |
| CAUSE-CODE-MAP-PROFILE | 100 | 100 | 100 | Y | N | N |
| CENTREX-GRP | 100 | 100 | 100 | Y | Y | N |
| CHANGED-NUMBER | 675 | 1000 | 1000 | Y | N | N |
| CIPHERSUITE | 3000 | 3000 | 3000 | Y | N | N |
| CIPHERSUITE-PROFILE | 3000 | 3000 | 3000 | N | N | N |
| CIRCUIT-CODE | 1000 | 1000 | 1000 | Y | N | N |
| COS-RESTRICT | 9000 | 9000 | 9000 | N | Y | N |
| CPSG | 200 | 200 | 200 | Y | Y | N |

Table 2-11 Release 4.4.x Routeserver Database Usage Defaults (continued)

| Table Name or Noun | Number of Records Before Split NPA | Maximum Record Count | Licensed Record Count | Route CA | Route FSPTC | Route FSAIN |
|-----------------------------|--|-------------------------|--------------------------|-------------|----------------|----------------|
| CUST-GRP | 2500 | 2500 | 2500 | N | N | Y |
| CUSTOM-DIAL-PLAN | 2000 | 2000 | 2000 | N | Y | N |
| CUSTOM-DIAL-PLAN-PROFILE | 100 | 100 | 100 | N | N | N |
| DB-THRESHOLDS | 1000 | 1000 | 1000 | N | N | N |
| DB-USAGE | 1000 | 1000 | 1000 | N | N | N |
| DESTINATION | 1000000 | 1000000 | 1000000 | Y | N | N |
| DIAL-PLAN | 1000000 | 1000000 | 1000000 | Y | N | N |
| DIAL-PLAN-PROFILE | 1000 | 1000 | 1000 | Y | N | N |
| DIGIT-MAP | 355 | 355 | 355 | Y | N | N |
| DIGMAN | 25000 | 25000 | 25000 | Y | N | N |
| DIGMAN-PROFILE | 5000 | 5000 | 5000 | Y | N | N |
| DN2CUST-GRP | 250000 | 250000 | 250000 | N | N | Y |
| DN2GN | 10000 | 10000 | 10000 | N | N | Y |
| DN2SUBSCRIBER | 67500 | 67500 | 67500 | Y | N | N |
| DPC | 1280 | 1280 | 1280 | Y | Y | Y |
| DS1 | 1000 | 1000 | 1000 | Y | N | N |
| ESS | 255 | 255 | 255 | Y | N | N |
| EXCHANGE- CODE | 5000 | 5000 | 5000 | Y | N | N |
| EXT2SUBSCRIBER | 5000 | 5000 | 5000 | Y | Y | N |
| FEATURE | 1000 | 1000 | 1000 | N | Y | N |
| FEATURE-CONFIG | 1000 | 1000 | 1000 | N | Y | Y |
| FEATURE-CONFIG-BASE | 1000 | 1000 | 1000 | N | Y | Y |
| FEATURE-CONFIG-BASE-POS-VAL | 1000 | 1000 | 1000 | N | N | N |
| FEATURE-SERVER | 10 | 10 | 10 | Y | Y | Y |
| H323-GW | 4 | 4 | 4 | Y | N | N |
| H323-GW2GK | 100 | 100 | 100 | Y | N | N |
| H323-TERM | 45000 | 45000 | 45000 | Y | N | N |
| H323-TERM-PROFILE | 200 | 200 | 200 | Y | N | N |
| H323-TG-PROFILE | 100 | 100 | 100 | Y | N | N |
| HTTP-FEATURE-SERVER | 1 | 1 | 1 | N | Y | N |
| II-RESTRICT-LIST | 2500 | 2500 | 2500 | N | N | Y |
| II-WB-LIST | 1125 | 1125 | 1125 | N | Y | N |
| INTL-DIAL-PLAN | 3000 | 3000 | 3000 | Y | N | N |
| INTL-DIAL-PLAN-PROFILE | 10 | 10 | 10 | Y | N | N |

Table 2-11 Release 4.4.x Routeserver Database Usage Defaults (continued)

| Table Name or Noun | Number of Records Before Split NPA | Maximum Record Count | Licensed Record Count | Route CA | Route FSPTC | Route FSAIN |
|---------------------|--|-------------------------|--------------------------|-------------|----------------|----------------|
| INTL-WB-LIST | 9000 | 9000 | 9000 | N | Y | N |
| IPSEC-KERBEROS | 1 | 1 | 1 | Y | N | N |
| IPSEC-KERBEROS-KEYS | 256 | 256 | 256 | Y | N | N |
| IPSEC-POLICY | 42000 | 42000 | 42000 | Y | N | N |
| IPSEC-SA | 256 | 256 | 256 | Y | N | N |
| ISDN-BCHAN | 2400 | 2400 | 2400 | Y | N | N |
| ISDN-DCHAN | 100 | 100 | 100 | Y | N | N |
| ISDN-INTF | 100 | 100 | 100 | Y | N | N |
| ISDN-TG-PROFILE | 100 | 100 | 100 | Y | N | N |
| IVR-SCRIPT-PROFILE | 100 | 100 | 100 | N | Y | Y |
| LANGUAGE | 1000 | 1000 | 1000 | N | N | N |
| LATA | 1000 | 1000 | 1000 | Y | Y | N |
| LATA-MAP | 150000 | 150000 | 150000 | Y | Y | N |
| LNP-PROFILE | 10 | 10 | 10 | Y | Y | Y |
| LSA | 30000 | 30000 | 30000 | Y | N | N |
| LSA-PROFILE | 1000 | 1000 | 1000 | N | N | N |
| MAC2SUB | 45000 | 45000 | 45000 | N | Y | N |
| MGCP-RETCODE-ACTION | 2000 | 2000 | 2000 | Y | N | N |
| MGW | 38000 | 38000 | 38000 | Y | N | N |
| MGW-PROFILE | 100 | 100 | 100 | Y | N | N |
| MLHG | 100 | 100 | 100 | Y | Y | N |
| MLHG-PREF-LIST | 10 | 10 | 10 | Y | N | N |
| MLHG-TERMINAL | 500 | 500 | 500 | Y | N | N |
| NATIONAL-WB-LIST | 9000 | 11250 | 11250 | N | Y | N |
| NDC | 800 | 800 | 800 | Y | N | N |
| NOA | 0 | 0 | 0 | N | N | N |
| NOD | 100 | 100 | 100 | N | N | N |
| NOD-RESTRICT-LIST | 1000 | 1000 | 1000 | N | Y | N |
| NOD-WB-LIST | 900 | 900 | 900 | N | Y | N |
| OFFICE-CODE | 50000 | 50000 | 50000 | Y | Y | N |
| OPC | 5 | 5 | 5 | Y | Y | Y |
| POLICY-NXX | 8000 | 8000 | 8000 | Y | N | Y |
| POLICY-ODR | 80000 | 80000 | 80000 | Y | N | Y |
| POLICY-OLI | 8000 | 8000 | 8000 | Y | N | Y |
| POLICY-PERCENT | 80000 | 80000 | 80000 | Y | N | Y |

Table 2-11 Release 4.4.x Routeserver Database Usage Defaults (continued)

| Table Name or Noun | Number of Records Before Split NPA | Maximum Record Count | Licensed Record Count | Route CA | Route FSPTC | Route FSAIN |
|-----------------------|--|-------------------------|--------------------------|-------------|----------------|----------------|
| POLICY-POP | 80000 | 80000 | 80000 | Y | N | Y |
| POLICY-PREFIX | 10000 | 10000 | 10000 | Y | N | Y |
| POLICY-REGION | 88000 | 88000 | 88000 | Y | N | Y |
| POLICY-TOD | 120000 | 120000 | 120000 | Y | N | Y |
| POP | 255 | 255 | 255 | Y | Y | Y |
| PORTED-OFFICE-CODE | 640000 | 640000 | 640000 | Y | N | N |
| QOS | 3000 | 3000 | 3000 | Y | N | N |
| RADIUS-PROFILE | 20 | 20 | 20 | Y | N | N |
| REGION-PROFILE | 800000 | 1000000 | 1000000 | Y | N | Y |
| RELEASE-CAUSE | 10000 | 10000 | 10000 | Y | N | N |
| ROUTE | 600000 | 600000 | 600000 | Y | N | N |
| ROUTE-GUIDE | 80000 | 80000 | 80000 | Y | N | Y |
| ROUTING-KEY | 2560 | 2560 | 2560 | Y | Y | Y |
| RUDP-BACKHAUL-SESSION | 400 | 400 | 400 | Y | N | N |
| SC1D | 9000 | 9000 | 9000 | N | Y | N |
| SC2D | 450 | 450 | 450 | N | Y | N |
| SCCP-NW | 255 | 255 | 255 | N | Y | Y |
| SCCP-ROUTE | 20480 | 20480 | 20480 | N | Y | Y |
| SCRIPT | 1000 | 1000 | 1000 | Y | N | N |
| SCTP-ASSOC | 240 | 240 | 240 | Y | Y | Y |
| SCTP-ASSOC-PROFILE | 120 | 120 | 120 | Y | Y | Y |
| SERVICE | 2000 | 2000 | 2000 | N | Y | N |
| SERVICE-PROVIDER | 1000 | 1000 | 1000 | Y | N | N |
| SERVICE-TRIGGER | 20000 | 20000 | 20000 | Y | N | N |
| SERVING-DOMAIN-NAME | 1000 | 1000 | 1000 | Y | N | N |
| SG | 20 | 20 | 20 | Y | Y | Y |
| SG-GRP | 20 | 20 | 20 | Y | Y | Y |
| SGP | 40 | 40 | 40 | Y | Y | Y |
| SIPT-ISUP-VER-ALIAS | 200 | 200 | 200 | Y | N | N |
| SLE | 9000 | 9000 | 9000 | N | Y | N |
| SLHR | 96 | 96 | 96 | N | Y | Y |
| SLHR-PROFILE | 16 | 16 | 16 | N | N | N |
| SOFTSW-TG-PROFILE | 100 | 100 | 100 | Y | N | N |
| SPECIAL-CALL-TYPE | 100 | 100 | 100 | Y | N | N |
| SPLIT-NPA | 1100 | 1100 | 1100 | Y | Y | N |

Table 2-11 Release 4.4.x Routeserver Database Usage Defaults (continued)

| Table Name or Noun | Number of Records Before Split NPA | Maximum Record Count | Licensed Record Count | Route CA | Route FSPTC | Route FSAIN |
|----------------------------|--|-------------------------|--------------------------|-------------|----------------|----------------|
| SS7-ANSI-TG-PROFILE | 100 | 100 | 100 | Y | N | N |
| SS7-CIC | 18000 | 18000 | 18000 | Y | N | N |
| SS7-Q761-TG-PROFILE | 100 | 100 | 100 | Y | N | N |
| SS7-Q767-TG-PROFILE | 100 | 100 | 100 | Y | N | N |
| STATIC-CONTACT | 45000 | 45000 | 45000 | Y | N | N |
| SUBSCRIBER | 45000 | 45000 | 45000 | Y | Y | N |
| SUBSCRIBER-FEATURE-DATA | 135000 | 135000 | 135000 | N | Y | N |
| SUBSCRIBER-PROFILE | 2550 | 2550 | 2550 | Y | Y | N |
| SUBSCRIBER-SERVICE-PROFILE | 225000 | 225000 | 225000 | Y | Y | N |
| SUBSYSTEM | 16 | 16 | 16 | N | Y | Y |
| SUBSYSTEM-PROFILE | 16 | 16 | 16 | N | Y | Y |
| TECH-PREFIX-GRP | 1000 | 1000 | 1000 | Y | N | N |
| TECH-PREFIX-GRP-PROFILE | 4 | 4 | 4 | Y | N | N |
| TERMINATION | 60000 | 60000 | 60000 | Y | N | N |
| TIMEZONE | 200 | 200 | 200 | N | N | N |
| TRIGGER-DETECTION-POINT | 50 | 50 | 50 | N | N | N |
| TRIGGER-ID | 100 | 100 | 100 | N | N | N |
| TRUNK | 32000 | 32000 | 32000 | Y | N | N |
| TRUNK-GRP | 25000 | 25000 | 25000 | Y | N | N |
| TRUNK-GRP-FEATURE-DATA | 2500 | 2500 | 2500 | N | Y | N |
| TRUNK-GRP-SERVICE-PROFILE | 2750 | 2750 | 2750 | Y | Y | N |
| USER-AUTH | 45000 | 45000 | 45000 | Y | N | N |
| USER-PART-VARIANT | 200 | 200 | 200 | Y | N | N |
| VAR-DEFAULT | 1000 | 1000 | 1000 | N | N | N |
| VSC | 1000 | 1000 | 1000 | N | Y | N |
| WIRETAP | 900 | 1125 | 1125 | Y | N | N |

Local Number Portability Database Usage Defaults

Table 2-12 details the predefined defaults for the Database Usage table for a small configuration in Release 4.4.x.

Table 2-12 Release 4.4.x Local Number Portability Database Usage Defaults

| Table Name or Noun | Number of Records Before Split NPA | Maximum Record Count | Licensed Record Count | Route CA | Route FSPTC | Route FSAIN |
|------------------------|--|-------------------------|--------------------------|-------------|----------------|----------------|
| ACTIVITY | 100 | 100 | 100 | Y | Y | Y |
| ACTIVITY-BASE | 100 | 100 | 100 | N | N | N |
| AGGR | 3000 | 3000 | 3000 | Y | N | N |
| ANI | 400000 | 400000 | 400000 | N | Y | N |
| ANI-SCREENING | 10000 | 12500 | 12500 | Y | N | N |
| ANI-SCREENING-PROFILE | 1000 | 1000 | 1000 | Y | N | N |
| ANI-WB-LIST | 25000 | 31250 | 31250 | N | N | Y |
| ANNC-TG-PROFILE | 100 | 100 | 100 | Y | N | N |
| ANNC-TRUNK | 6120 | 6120 | 6120 | Y | N | N |
| ANNOUNCEMENT | 1000 | 1000 | 1000 | Y | N | N |
| AOR2SUB | 100000 | 100000 | 100000 | Y | N | N |
| AUDIO-SEGMENT | 25000 | 25000 | 25000 | N | Y | Y |
| AUDIO-SEQ | 5000 | 5000 | 5000 | N | Y | Y |
| AUTH-CODE | 250000 | 250000 | 250000 | N | Y | N |
| AUTH-CODE-GRP | 25000 | 25000 | 25000 | N | Y | N |
| AUTH-REALM | 100000 | 100000 | 100000 | Y | N | N |
| BACKHAUL-SET | 1100 | 1100 | 1100 | Y | N | N |
| CA-CONFIG | 1000 | 1000 | 1000 | Y | Y | Y |
| CALL-AGENT | 10 | 10 | 10 | Y | Y | Y |
| CALL-AGENT-PROFILE | 10 | 10 | 10 | Y | Y | Y |
| CALL-CTRL-ROUTE | 2560 | 2560 | 2560 | Y | N | N |
| CALL-TYPE | 100 | 100 | 100 | N | N | N |
| CARRIER | 10000 | 10000 | 10000 | Y | N | N |
| CAS-TG-PROFILE | 100 | 100 | 100 | Y | N | N |
| CASUAL-WB-LIST | 20000 | 20000 | 20000 | N | Y | N |
| CAUSE-CODE-MAP | 2000 | 2000 | 2000 | Y | N | N |
| CAUSE-CODE-MAP-PROFILE | 100 | 100 | 100 | Y | N | N |
| CENTREX-GRP | 500 | 500 | 500 | Y | Y | N |
| CHANGED-NUMBER | 1500 | 2000 | 2000 | Y | N | N |
| CIPHERSUITE | 3000 | 3000 | 3000 | Y | N | N |
| CIPHERSUITE-PROFILE | 3000 | 3000 | 3000 | N | N | N |
| CIRCUIT-CODE | 1000 | 1000 | 1000 | Y | N | N |
| COS-RESTRICT | 20000 | 20000 | 20000 | N | Y | N |
| CPSG | 1000 | 1000 | 1000 | Y | Y | N |

Table 2-12 Release 4.4.x Local Number Portability Database Usage Defaults (continued)

| Table Name or Noun | Number of Records Before Split NPA | Maximum Record Count | Licensed Record Count | Route CA | Route FSPTC | Route FSAIN |
|-----------------------------|--|-------------------------|--------------------------|-------------|----------------|----------------|
| CUST-GRP | 2500 | 2500 | 2500 | N | N | Y |
| CUSTOM-DIAL-PLAN | 10000 | 10000 | 10000 | N | Y | N |
| CUSTOM-DIAL-PLAN-PROFILE | 500 | 500 | 500 | N | N | N |
| DB-THRESHOLDS | 1000 | 1000 | 1000 | N | N | N |
| DB-USAGE | 1000 | 1000 | 1000 | N | N | N |
| DESTINATION | 5000 | 5000 | 5000 | Y | N | N |
| DIAL-PLAN | 1000000 | 1000000 | 1000000 | Y | N | N |
| DIAL-PLAN-PROFILE | 1000 | 1000 | 1000 | Y | N | N |
| DIGIT-MAP | 1000 | 1000 | 1000 | Y | N | N |
| DIGMAN | 13500 | 13500 | 13500 | Y | N | N |
| DIGMAN-PROFILE | 2700 | 2700 | 2700 | Y | N | N |
| DN2CUST-GRP | 250000 | 250000 | 250000 | N | N | Y |
| DN2GN | 5000000 | 5000000 | 5000000 | N | N | Y |
| DN2SUBSCRIBER | 150000 | 150000 | 150000 | Y | N | N |
| DPC | 1280 | 1280 | 1280 | Y | Y | Y |
| DS1 | 4200 | 4200 | 4200 | Y | N | N |
| ESS | 255 | 255 | 255 | Y | N | N |
| EXCHANGE-CODE | 5000 | 5000 | 5000 | Y | N | N |
| EXT2SUBSCRIBER | 25000 | 25000 | 25000 | Y | Y | N |
| FEATURE | 1000 | 1000 | 1000 | N | Y | N |
| FEATURE-CONFIG | 1000 | 1000 | 1000 | N | Y | Y |
| FEATURE-CONFIG-BASE | 1000 | 1000 | 1000 | N | Y | Y |
| FEATURE-CONFIG-BASE-POS-VAL | 1000 | 1000 | 1000 | N | N | N |
| FEATURE-SERVER | 10 | 10 | 10 | Y | Y | Y |
| H323-GW | 4 | 4 | 4 | Y | N | N |
| H323-GW2GK | 100 | 100 | 100 | Y | N | N |
| H323-TERM | 100000 | 100000 | 100000 | Y | N | N |
| H323-TERM-PROFILE | 200 | 200 | 200 | Y | N | N |
| H323-TG-PROFILE | 100 | 100 | 100 | Y | N | N |
| HTTP-FEATURE-SERVER | 1 | 1 | 1 | N | Y | N |
| II-RESTRICT-LIST | 2500 | 2500 | 2500 | N | N | Y |
| II-WB-LIST | 2500 | 2500 | 2500 | N | Y | N |
| INTL-DIAL-PLAN | 3000 | 3000 | 3000 | Y | N | N |
| INTL-DIAL-PLAN-PROFILE | 10 | 10 | 10 | Y | N | N |
| INTL-WB-LIST | 20000 | 20000 | 20000 | N | Y | N |

Table 2-12 Release 4.4.x Local Number Portability Database Usage Defaults (continued)

| Table Name or Noun | Number of Records Before Split NPA | Maximum Record Count | Licensed Record Count | Route CA | Route FSPTC | Route FSAIN |
|---------------------|--|-------------------------|--------------------------|-------------|----------------|----------------|
| IPSEC-KERBEROS | 1 | 1 | 1 | Y | N | N |
| IPSEC-KERBEROS-KEYS | 256 | 256 | 256 | Y | N | N |
| IPSEC-POLICY | 104000 | 104000 | 104000 | Y | N | N |
| IPSEC-SA | 256 | 256 | 256 | Y | N | N |
| ISDN-BCHAN | 26400 | 26400 | 26400 | Y | N | N |
| ISDN-DCHAN | 1100 | 1100 | 1100 | Y | N | N |
| ISDN-INTF | 1100 | 1100 | 1100 | Y | N | N |
| ISDN-TG-PROFILE | 250 | 250 | 250 | Y | N | N |
| IVR-SCRIPT-PROFILE | 100 | 100 | 100 | N | Y | Y |
| LANGUAGE | 1000 | 1000 | 1000 | N | N | N |
| LATA | 1000 | 1000 | 1000 | Y | Y | N |
| LATA-MAP | 150000 | 150000 | 150000 | Y | Y | N |
| LNP-PROFILE | 10 | 10 | 10 | Y | Y | Y |
| LSA | 30000 | 30000 | 30000 | Y | N | N |
| LSA-PROFILE | 1000 | 1000 | 1000 | N | N | N |
| MAC2SUB | 100000 | 100000 | 100000 | N | Y | N |
| MGCP-RETCODE-ACTION | 2000 | 2000 | 2000 | Y | N | N |
| MGW | 100000 | 100000 | 100000 | Y | N | N |
| MGW-PROFILE | 100 | 100 | 100 | Y | N | N |
| MLHG | 10000 | 10000 | 10000 | Y | Y | N |
| MLHG-PREF-LIST | 1000 | 1000 | 1000 | Y | N | N |
| MLHG-TERMINAL | 50000 | 50000 | 50000 | Y | N | N |
| NATIONAL-WB-LIST | 20000 | 25000 | 25000 | N | Y | N |
| NDC | 50 | 50 | 50 | Y | N | N |
| NOA | 0 | 0 | 0 | N | N | N |
| NOD | 100 | 100 | 100 | N | N | N |
| NOD-RESTRICT-LIST | 1000 | 1000 | 1000 | N | Y | N |
| NOD-WB-LIST | 2000 | 2000 | 2000 | N | Y | N |
| OFFICE-CODE | 50000 | 50000 | 50000 | Y | Y | N |
| OPC | 5 | 5 | 5 | Y | Y | Y |
| POLICY-NXX | 400 | 400 | 400 | Y | N | Y |
| POLICY-ODR | 10000 | 10000 | 10000 | Y | N | Y |
| POLICY-OLI | 100 | 100 | 100 | Y | N | Y |
| POLICY-PERCENT | 400 | 400 | 400 | Y | N | Y |
| POLICY-POP | 25000 | 25000 | 25000 | Y | N | Y |

Table 2-12 Release 4.4.x Local Number Portability Database Usage Defaults (continued)

| Table Name or Noun | Number of Records Before Split NPA | Maximum Record Count | Licensed Record Count | Route CA | Route FSPTC | Route FSAIN |
|-------------------------|--|-------------------------|--------------------------|-------------|----------------|----------------|
| POLICY-PREFIX | 10000 | 10000 | 10000 | Y | N | Y |
| POLICY-REGION | 1100 | 1100 | 1100 | Y | N | Y |
| POLICY-TOD | 400 | 400 | 400 | Y | N | Y |
| POP | 255 | 255 | 255 | Y | Y | Y |
| PORTED-OFFICE-CODE | 640000 | 640000 | 640000 | Y | N | N |
| QOS | 3000 | 3000 | 3000 | Y | N | N |
| RADIUS-PROFILE | 20 | 20 | 20 | Y | N | N |
| REGION-PROFILE | 100000 | 125000 | 125000 | Y | N | Y |
| RELEASE-CAUSE | 10000 | 10000 | 10000 | Y | N | N |
| ROUTE | 2000 | 2000 | 2000 | Y | N | N |
| ROUTE-GUIDE | 1000 | 1000 | 1000 | Y | N | Y |
| ROUTING-KEY | 2560 | 2560 | 2560 | Y | Y | Y |
| RUDP-BACKHAUL-SESSION | 4400 | 4400 | 4400 | Y | N | N |
| SC1D | 20000 | 20000 | 20000 | N | Y | N |
| SC2D | 1000 | 1000 | 1000 | N | Y | N |
| SCCP-NW | 255 | 255 | 255 | N | Y | Y |
| SCCP-ROUTE | 20480 | 20480 | 20480 | N | Y | Y |
| SCRIPT | 1000 | 1000 | 1000 | Y | N | N |
| SCTP-ASSOC | 240 | 240 | 240 | Y | Y | Y |
| SCTP-ASSOC-PROFILE | 120 | 120 | 120 | Y | Y | Y |
| SERVICE | 2000 | 2000 | 2000 | N | Y | N |
| SERVICE-PROVIDER | 1000 | 1000 | 1000 | Y | N | N |
| SERVICE-TRIGGER | 20000 | 20000 | 20000 | Y | N | N |
| SERVING-DOMAIN-NAME | 1000 | 1000 | 1000 | Y | N | N |
| SG | 20 | 20 | 20 | Y | Y | Y |
| SG-GRP | 20 | 20 | 20 | Y | Y | Y |
| SGP | 40 | 40 | 40 | Y | Y | Y |
| SIPT-ISUP-VER- ALIAS | 200 | 200 | 200 | Y | N | N |
| SLE | 20000 | 20000 | 20000 | N | Y | N |
| SLHR | 96 | 96 | 96 | N | Y | Y |
| SLHR-PROFILE | 16 | 16 | 16 | N | N | N |
| SOFTSW-TG-PROFILE | 100 | 100 | 100 | Y | N | N |
| SPECIAL-CALL-TYPE | 100 | 100 | 100 | Y | N | N |
| SPLIT-NPA | 1100 | 1100 | 1100 | Y | Y | N |

Table 2-12 Release 4.4.x Local Number Portability Database Usage Defaults (continued)

| Table Name or Noun | Number of Records Before Split NPA | Maximum Record Count | Licensed Record Count | Route CA | Route FSPTC | Route FSAIN |
|----------------------------|--|-------------------------|--------------------------|-------------|----------------|----------------|
| SS7-ANSI-TG-PROFILE | 100 | 100 | 100 | Y | N | N |
| SS7-CIC | 96000 | 96000 | 96000 | Y | N | N |
| SS7-Q761-TG-PROFILE | 100 | 100 | 100 | Y | N | N |
| SS7-Q767-TG-PROFILE | 100 | 100 | 100 | Y | N | N |
| STATIC-CONTACT | 100000 | 100000 | 100000 | Y | N | N |
| SUBSCRIBER | 100000 | 100000 | 100000 | Y | Y | N |
| SUBSCRIBER-FEATURE-DATA | 300000 | 300000 | 300000 | N | Y | N |
| SUBSCRIBER-PROFILE | 2550 | 2550 | 2550 | Y | Y | N |
| SUBSCRIBER-SERVICE-PROFILE | 500000 | 500000 | 500000 | Y | Y | N |
| SUBSYSTEM | 16 | 16 | 16 | N | Y | Y |
| SUBSYSTEM-PROFILE | 16 | 16 | 16 | N | Y | Y |
| TECH-PREFIX-GRP | 1000 | 1000 | 1000 | Y | N | N |
| TECH-PREFIX-GRP-PROFILE | 4 | 4 | 4 | Y | N | N |
| TERMINATION | 180000 | 180000 | 180000 | Y | N | N |
| TIMEZONE | 200 | 200 | 200 | N | N | N |
| TRIGGER-DETECTION-POINT | 50 | 50 | 50 | N | N | N |
| TRIGGER-ID | 100 | 100 | 100 | N | N | N |
| TRUNK | 134400 | 134400 | 134400 | Y | N | N |
| TRUNK-GRP | 10000 | 10000 | 10000 | Y | N | N |
| TRUNK-GRP-FEATURE-DATA | 1000 | 1000 | 1000 | N | Y | N |
| TRUNK-GRP-SERVICE-PROFILE | 1100 | 1100 | 1100 | Y | Y | N |
| USER-AUTH | 100000 | 100000 | 100000 | Y | N | N |
| USER-PART-VARIANT | 200 | 200 | 200 | Y | N | N |
| VAR-DEFAULT | 1000 | 1000 | 1000 | N | N | N |
| VSC | 1000 | 1000 | 1000 | N | Y | N |
| WIRETAP | 2000 | 2500 | 2500 | Y | N | N |

Release 4.5

This section describes the Database Usage tables for small, medium, routeserver, LNP and Cable8 configurations in Release 4.5.

Small Configuration Database Usage Defaults

Table 2-13 details the predefined defaults for the Database Usage table for a small configuration in Release 4.5.

Table 2-13 Release 4.5 Small Configuration Database Usage Defaults

| Table Name or Noun | Number of Records Before Split NPA | Maximum Record Count | Licensed Record Count | Route CA | Route FSPTC | Route FSAIN |
|------------------------|--|-------------------------|--------------------------|-------------|----------------|----------------|
| AAA-SERVER-GRP | 1 | 1 | 1 | N | Y | N |
| ACTIVITY | 100 | 100 | 100 | Y | Y | Y |
| AGGR | 380 | 380 | 380 | Y | N | N |
| AGGR-PROFILE | 10 | 10 | 10 | Y | N | N |
| ANI | 100000 | 100000 | 100000 | N | Y | N |
| ANI-SCREENING | 1000 | 1300 | 1300 | Y | N | N |
| ANI-SCREENING-PROFILE | 100 | 100 | 100 | Y | N | N |
| ANI-WB-LIST | 5000 | 6250 | 6250 | N | N | Y |
| ANNC-TG-PROFILE | 100 | 100 | 100 | Y | N | N |
| ANNC-TRUNK | 240 | 240 | 240 | Y | N | N |
| ANNOUNCEMENT | 1000 | 1000 | 1000 | Y | N | N |
| AOR2SUB | 22500 | 22500 | 22500 | Y | N | N |
| APP-SERVER | 10 | 10 | 10 | Y | Y | N |
| AUDIO-SEGMENT | 5000 | 5000 | 5000 | N | Y | Y |
| AUDIO-SEQ | 1000 | 1000 | 1000 | N | Y | Y |
| AUTH-CODE | 50000 | 50000 | 50000 | N | Y | N |
| AUTH-CODE-GRP | 5000 | 5000 | 5000 | N | Y | N |
| AUTH-REALM | 1000 | 1000 | 1000 | Y | N | N |
| BACKHAUL-SET | 100 | 100 | 100 | Y | N | N |
| CA-CONFIG | 1000 | 1000 | 1000 | Y | Y | Y |
| CALL-AGENT | 10 | 10 | 10 | Y | Y | Y |
| CALL-AGENT-PROFILE | 10 | 10 | 10 | Y | Y | Y |
| CALL-CTRL-ROUTE | 4096 | 4096 | 4096 | Y | N | N |
| CARRIER | 10000 | 10000 | 10000 | Y | N | N |
| CAS-TG-PROFILE | 100 | 100 | 100 | Y | N | N |
| CASUAL-WB-LIST | 33750 | 33750 | 33750 | N | Y | N |
| CAUSE-CODE-MAP | 2000 | 2000 | 2000 | Y | N | N |
| CAUSE-CODE-MAP-PROFILE | 100 | 100 | 100 | Y | N | N |
| CENTREX-GRP | 100 | 100 | 100 | Y | Y | N |
| CHANGED-NUMBER | 675 | 1000 | 1000 | Y | N | N |
| CIPHERSUITE | 380 | 380 | 380 | Y | N | N |

Table 2-13 Release 4.5 Small Configuration Database Usage Defaults (continued)

| Table Name or Noun | Number of Records Before Split NPA | Maximum Record Count | Licensed Record Count | Route CA | Route FSPTC | Route FSAIN |
|--------------------------|--|-------------------------|--------------------------|-------------|----------------|----------------|
| CIPHERSUITE-PROFILE | 380 | 380 | 380 | N | N | N |
| CIRCUIT-CODE | 10 | 10 | 10 | Y | N | N |
| CLLI-CODE | 10 | 10 | 10 | N | N | N |
| COS-RESTRICT | 33750 | 33750 | 33750 | N | Y | N |
| CPSG | 200 | 200 | 200 | Y | Y | N |
| CUST-GRP | 500 | 500 | 500 | N | N | Y |
| CUSTOM-DIAL-PLAN | 2000 | 2000 | 2000 | N | Y | N |
| CUSTOM-DIAL-PLAN-PROFILE | 100 | 100 | 100 | N | N | N |
| DESTINATION | 100 | 100 | 100 | Y | N | N |
| DIAL-PLAN | 200000 | 200000 | 200000 | Y | N | N |
| DIAL-PLAN-PROFILE | 200 | 200 | 200 | Y | N | N |
| DIGIT-MAP | 110 | 110 | 110 | Y | N | N |
| DIGMAN | 2175 | 2175 | 2175 | Y | N | N |
| DIGMAN-PROFILE | 435 | 435 | 435 | Y | N | N |
| DN2CUST-GRP | 50000 | 50000 | 50000 | N | N | Y |
| DN2GN | 100 | 100 | 100 | N | N | Y |
| DN2SUBSCRIBER | 67500 | 67500 | 67500 | Y | N | N |
| DOMAIN2ROUTE | 1000 | 1000 | 1000 | Y | N | N |
| DPC | 2048 | 2048 | 2048 | Y | Y | Y |
| DS1 | 800 | 800 | 800 | Y | N | N |
| EMERGENCY-NUMBER-LIST | 50 | 50 | 50 | Y | N | N |
| ENUM-CALL-TYPE | 100 | 100 | 100 | Y | N | N |
| ENUM-PROFILE | 1 | 1 | 1 | Y | N | Y |
| ESS | 10 | 10 | 10 | Y | N | N |
| EXCHANGE-CODE | 5000 | 5000 | 5000 | Y | N | N |
| EXT2SUBSCRIBER | 5000 | 5000 | 5000 | Y | Y | N |
| FEATURE | 1000 | 1000 | 1000 | N | Y | N |
| FEATURE-CONFIG | 1000 | 1000 | 1000 | N | Y | Y |
| FEATURE-SERVER | 10 | 10 | 10 | Y | Y | Y |
| FS-AUDIT-PROFILE | 10 | 10 | 10 | N | Y | Y |
| H323-GW | 4 | 4 | 4 | Y | N | N |
| H323-GW2GK | 100 | 100 | 100 | Y | N | N |
| H323-TERM | 4500 | 4500 | 4500 | Y | N | N |
| H323-TERM-PROFILE | 200 | 200 | 200 | Y | N | N |
| H323-TG-PROFILE | 100 | 100 | 100 | Y | N | N |

Table 2-13 Release 4.5 Small Configuration Database Usage Defaults (continued)

| Table Name or Noun | Number of Records Before Split NPA | Maximum Record Count | Licensed Record Count | Route CA | Route FSPTC | Route FSAIN |
|------------------------|--|-------------------------|--------------------------|-------------|----------------|----------------|
| HTTP-FEATURE-SERVER | 1 | 1 | 1 | N | Y | N |
| II-RESTRICT-LIST | 500 | 500 | 500 | N | N | Y |
| II-WB-LIST | 4219 | 4219 | 4219 | N | Y | N |
| INTL-DIAL-PLAN | 1200 | 1200 | 1200 | Y | N | N |
| INTL-DIAL-PLAN-PROFILE | 4 | 4 | 4 | Y | N | N |
| INTL-WB-LIST | 33750 | 33750 | 33750 | N | Y | N |
| IPSEC-KERBEROS | 1 | 1 | 1 | Y | N | N |
| IPSEC-KERBEROS-KEYS | 256 | 256 | 256 | Y | N | N |
| IPSEC-POLICY | 380 | 380 | 380 | Y | N | N |
| IPSEC-SA | 256 | 256 | 256 | Y | N | N |
| ISDN-BCHAN | 2400 | 2400 | 2400 | Y | N | N |
| ISDN-DCHAN | 100 | 100 | 100 | Y | N | N |
| ISDN-INTF | 100 | 100 | 100 | Y | N | N |
| ISDN-TG-PROFILE | 100 | 100 | 100 | Y | N | N |
| IVR-SCRIPT-PROFILE | 100 | 100 | 100 | N | Y | Y |
| LANGUAGE | 1000 | 1000 | 1000 | N | N | N |
| LATA | 1000 | 1000 | 1000 | Y | Y | N |
| LATA-MAP | 150000 | 150000 | 150000 | Y | Y | N |
| LNP-PROFILE | 10 | 10 | 10 | Y | Y | Y |
| LSA | 30000 | 30000 | 30000 | Y | N | N |
| LSA-PROFILE | 1000 | 1000 | 1000 | N | N | N |
| MAC2SUB | 22500 | 22500 | 22500 | N | Y | N |
| MGCP-RETCODE-ACTION | 2000 | 2000 | 2000 | Y | N | N |
| MGW | 38000 | 38000 | 38000 | Y | N | N |
| MGW-PROFILE | 100 | 100 | 100 | Y | N | N |
| MLHG | 100 | 100 | 100 | Y | Y | N |
| MLHG-PREF-LIST | 10 | 10 | 10 | Y | N | N |
| MLHG-TERMINAL | 500 | 500 | 500 | Y | N | N |
| NATIONAL-WB-LIST | 33750 | 43000 | 43000 | N | Y | N |
| NDC | 50 | 50 | 50 | Y | N | N |
| NOD-RESTRICT-LIST | 1000 | 1000 | 1000 | N | Y | N |
| NOD-WB-LIST | 3375 | 3375 | 3375 | N | Y | N |
| OCB-K-VALUE | 27 | 27 | 27 | N | Y | N |
| OCB-PROFILE | 1 | 1 | 1 | N | Y | N |
| OFFICE-CODE | 50000 | 50000 | 50000 | Y | Y | N |

Table 2-13 Release 4.5 Small Configuration Database Usage Defaults (continued)

| Table Name or Noun | Number of Records Before Split NPA | Maximum Record Count | Licensed Record Count | Route CA | Route FSPTC | Route FSAIN |
|-----------------------|--|-------------------------|--------------------------|-------------|----------------|----------------|
| OPC | 8 | 8 | 30 | Y | Y | Y |
| POLICY-NXX | 100 | 100 | 100 | Y | N | Y |
| POLICY-ODR | 2500 | 2500 | 2500 | Y | N | Y |
| POLICY-OLI | 25 | 25 | 25 | Y | N | Y |
| POLICY-PERCENT | 100 | 100 | 100 | Y | N | Y |
| POLICY-POP | 125 | 125 | 125 | Y | N | Y |
| POLICY-PREFIX | 10000 | 10000 | 10000 | Y | N | Y |
| POLICY-REGION | 275 | 275 | 275 | Y | N | Y |
| POLICY-TOD | 100 | 100 | 100 | Y | N | Y |
| POP | 10 | 10 | 10 | Y | Y | Y |
| PORTED-OFFICE-CODE | 120000 | 120000 | 120000 | Y | N | N |
| QOS | 380 | 380 | 380 | Y | N | N |
| RADIUS-PROFILE | 20 | 20 | 20 | Y | Y | N |
| REGION-CODE | 800 | 800 | 800 | Y | N | N |
| REGION-PROFILE | 5000 | 7000 | 7000 | Y | N | Y |
| RELEASE-CAUSE | 10000 | 10000 | 10000 | Y | N | N |
| ROUTE | 250 | 250 | 250 | Y | N | N |
| ROUTE-GUIDE | 250 | 250 | 250 | Y | N | Y |
| ROUTING-KEY | 4096 | 4096 | 4096 | Y | Y | Y |
| RUDP-BACKHAUL-SESSION | 400 | 400 | 400 | Y | N | N |
| SC1D | 9000 | 9000 | 9000 | N | Y | N |
| SC2D | 450 | 450 | 450 | N | Y | N |
| SCCP-NW | 255 | 255 | 255 | N | Y | Y |
| SCCP-ROUTE | 65535 | 65535 | 65535 | N | Y | Y |
| SCRIPT | 1000 | 1000 | 1000 | Y | N | N |
| SCTP-ASSOC | 240 | 240 | 240 | Y | Y | Y |
| SCTP-ASSOC-PROFILE | 120 | 120 | 120 | Y | Y | Y |
| SERVICE | 2000 | 2000 | 2000 | N | Y | N |
| SERVICE-PROVIDER | 100 | 100 | 100 | Y | N | N |
| SERVICE-TRIGGER | 20000 | 20000 | 20000 | Y | N | N |
| SERVING-DOMAIN-NAME | 1000 | 1000 | 1000 | Y | N | N |
| SG | 20 | 20 | 20 | Y | Y | Y |
| SG-GRP | 20 | 20 | 20 | Y | Y | Y |
| SGP | 40 | 40 | 40 | Y | Y | Y |
| SIP-TIMER-PROFILE | 10 | 10 | 10 | Y | N | N |

Table 2-13 Release 4.5 Small Configuration Database Usage Defaults (continued)

| Table Name or Noun | Number of Records Before Split NPA | Maximum Record Count | Licensed Record Count | Route CA | Route FSPTC | Route FSAIN |
|----------------------------|--|-------------------------|--------------------------|-------------|----------------|----------------|
| SIPT-ISUP-VER-ALIAS | 200 | 200 | 200 | Y | N | N |
| SLE | 9000 | 9000 | 9000 | N | Y | N |
| SLHR | 128 | 128 | 128 | N | Y | Y |
| SLHR-PROFILE | 16 | 16 | 16 | N | N | N |
| SOFTSW-TG-PROFILE | 100 | 100 | 100 | Y | N | N |
| SPECIAL-CALL-TYPE | 100 | 100 | 100 | Y | N | N |
| SPLIT-NPA | 1100 | 1100 | 1100 | Y | Y | N |
| SS7_Q761_TG_PROFILE | 100 | 100 | 100 | Y | N | N |
| SS7_Q767_TG_PROFILE | 100 | 100 | 100 | Y | N | N |
| SS7-ANSI-TG-PROFILE | 100 | 100 | 100 | Y | N | N |
| SS7-CIC | 18000 | 18000 | 18000 | Y | N | N |
| STATIC-CONTACT | 2250 | 2250 | 2250 | Y | N | N |
| SUBSCRIBER | 45000 | 45000 | 45000 | Y | Y | N |
| SUBSCRIBER-FEATURE-DATA | 270000 | 270000 | 270000 | N | Y | N |
| SUBSCRIBER-PROFILE | 100 | 100 | 100 | Y | Y | N |
| SUBSCRIBER-SERVICE-PROFILE | 225000 | 225000 | 225000 | Y | Y | N |
| SUBSCRIBER-TOD-SCHEDULE | 450 | 450 | 450 | N | Y | N |
| SUBSYSTEM | 128 | 128 | 128 | N | Y | Y |
| SUBSYSTEM-GRP | 16 | 16 | 16 | N | Y | Y |
| TECH-PREFIX-GRP | 110 | 110 | 110 | Y | N | N |
| TECH-PREFIX-GRP-PROFILE | 4 | 4 | 4 | Y | N | N |
| TERMINATION | 60000 | 60000 | 60000 | Y | N | N |
| TRIGGER-NOD-ESCAPE-LIST | 100 | 100 | 100 | Y | N | N |
| TRUNK | 24000 | 24000 | 24000 | Y | N | N |
| TRUNK-GRP | 1000 | 1000 | 1000 | Y | N | N |
| TRUNK-GRP-FEATURE-DATA | 100 | 100 | 100 | N | Y | N |
| TRUNK-GRP-SERVICE-PROFILE | 110 | 110 | 110 | Y | Y | N |
| USER-AUTH | 22500 | 22500 | 22500 | Y | N | N |
| USER-PART-VARIANT | 200 | 200 | 200 | Y | N | N |
| VSC | 1000 | 1000 | 1000 | N | Y | N |
| WIRETAP | 900 | 1125 | 1125 | Y | N | N |
| ZZZ-CODE | 10 | 10 | 10 | Y | N | N |

Medium Configuration Database Usage Defaults

Table 2-14 details the predefined defaults for the Database Usage table for a medium configuration in Release 4.5.

Table 2-14 Release 4.5 Medium Configuration Database Usage Defaults

| Table Name or Noun | Number of Records Before Split NPA | Maximum Record Count | Licensed Record Count | Route CA | Route FSPTC | Route FSAIN |
|------------------------|--|-------------------------|--------------------------|-------------|----------------|----------------|
| AAA-SERVER-GRP | 50 | 50 | 50 | N | Y | N |
| ACTIVITY | 100 | 100 | 100 | Y | Y | Y |
| AGGR | 1000 | 1000 | 1000 | Y | N | N |
| AGGR-PROFILE | 10 | 10 | 10 | Y | N | N |
| ANI | 400000 | 400000 | 400000 | N | Y | N |
| ANI-SCREENING | 15000 | 18800 | 18800 | Y | N | N |
| ANI-SCREENING-PROFILE | 1500 | 1500 | 1500 | Y | N | N |
| ANI-WB-LIST | 25000 | 31250 | 31250 | N | N | Y |
| ANNC-TG-PROFILE | 100 | 100 | 100 | Y | N | N |
| ANNC-TRUNK | 12000 | 12000 | 12000 | Y | N | N |
| ANNOUNCEMENT | 1000 | 1000 | 1000 | Y | N | N |
| AOR2SUB | 50000 | 50000 | 50000 | Y | N | N |
| APP-SERVER | 500 | 500 | 500 | Y | Y | N |
| AUDIO-SEGMENT | 5000 | 5000 | 5000 | N | Y | Y |
| AUDIO-SEQ | 1000 | 1000 | 1000 | N | Y | Y |
| AUTH-CODE | 250000 | 250000 | 250000 | N | Y | N |
| AUTH-CODE-GRP | 25000 | 25000 | 25000 | N | Y | N |
| AUTH-REALM | 1000 | 1000 | 1000 | Y | N | N |
| BACKHAUL-SET | 1500 | 1500 | 1500 | Y | N | N |
| CA-CONFIG | 1000 | 1000 | 1000 | Y | Y | Y |
| CALL-AGENT | 10 | 10 | 10 | Y | Y | Y |
| CALL-AGENT-PROFILE | 10 | 10 | 10 | Y | Y | Y |
| CALL-CTRL-ROUTE | 15360 | 15360 | 15360 | Y | N | N |
| CARRIER | 10000 | 10000 | 10000 | Y | N | N |
| CAS-TG-PROFILE | 100 | 100 | 100 | Y | N | N |
| CASUAL-WB-LIST | 112500 | 112500 | 112500 | N | Y | N |
| CAUSE-CODE-MAP | 2000 | 2000 | 2000 | Y | N | N |
| CAUSE-CODE-MAP-PROFILE | 100 | 100 | 100 | Y | N | N |
| CENTREX-GRP | 500 | 500 | 500 | Y | Y | N |
| CHANGED-NUMBER | 2250 | 3000 | 3000 | Y | N | N |
| CIPHERSUITE | 1000 | 1000 | 1000 | Y | N | N |

Table 2-14 Release 4.5 Medium Configuration Database Usage Defaults (continued)

| Table Name or Noun | Number of Records Before Split NPA | Maximum Record Count | Licensed Record Count | Route CA | Route FSPTC | Route FSAIN |
|--------------------------|--|-------------------------|--------------------------|-------------|----------------|----------------|
| CIPHERSUITE-PROFILE | 1000 | 1000 | 1000 | N | N | N |
| CIRCUIT-CODE | 500 | 500 | 500 | Y | N | N |
| CLLI-CODE | 500 | 500 | 500 | N | N | N |
| COS-RESTRICT | 112500 | 112500 | 112500 | N | Y | N |
| CPSG | 1000 | 1000 | 1000 | Y | Y | N |
| CUST-GRP | 2500 | 2500 | 2500 | N | N | Y |
| CUSTOM-DIAL-PLAN | 10000 | 10000 | 10000 | N | Y | N |
| CUSTOM-DIAL-PLAN-PROFILE | 500 | 500 | 500 | N | N | N |
| DESTINATION | 5000 | 5000 | 5000 | Y | N | N |
| DIAL-PLAN | 1000000 | 1000000 | 1000000 | Y | N | N |
| DIAL-PLAN-PROFILE | 1000 | 1000 | 1000 | Y | N | N |
| DIGIT-MAP | 1000 | 1000 | 1000 | Y | N | N |
| DIGMAN | 13500 | 13500 | 13500 | Y | N | N |
| DIGMAN-PROFILE | 2700 | 2700 | 2700 | Y | N | N |
| DN2CUST-GRP | 250000 | 250000 | 250000 | N | N | Y |
| DN2GN | 100 | 100 | 100 | N | N | Y |
| DN2SUBSCRIBER | 225000 | 225000 | 225000 | Y | N | N |
| DOMAIN2ROUTE | 1000 | 1000 | 1000 | Y | N | N |
| DPC | 7680 | 7680 | 7680 | Y | Y | Y |
| DS1 | 4200 | 4200 | 4200 | Y | N | N |
| EMERGENCY-NUMBER-LIST | 50 | 50 | 50 | Y | N | N |
| ENUM-CALL-TYPE | 100 | 100 | 100 | Y | N | N |
| ENUM-PROFILE | 50 | 50 | 50 | Y | N | Y |
| ESS | 500 | 500 | 500 | Y | N | N |
| EXCHANGE-CODE | 50000 | 50000 | 50000 | Y | N | N |
| EXT2SUBSCRIBER | 25000 | 25000 | 25000 | Y | Y | N |
| FEATURE | 1000 | 1000 | 1000 | N | Y | N |
| FEATURE-CONFIG | 1000 | 1000 | 1000 | N | Y | Y |
| FEATURE-SERVER | 10 | 10 | 10 | Y | Y | Y |
| FS-AUDIT-PROFILE | 10 | 10 | 10 | N | Y | Y |
| H323-GW | 4 | 4 | 4 | Y | N | N |
| H323-GW2GK | 100 | 100 | 100 | Y | N | N |
| H323-TERM | 15000 | 15000 | 15000 | Y | N | N |
| H323-TERM-PROFILE | 200 | 200 | 200 | Y | N | N |
| H323-TG-PROFILE | 100 | 100 | 100 | Y | N | N |

Table 2-14 Release 4.5 Medium Configuration Database Usage Defaults (continued)

| Table Name or Noun | Number of Records Before Split NPA | Maximum Record Count | Licensed Record Count | Route CA | Route FSPTC | Route FSAIN |
|------------------------|--|-------------------------|--------------------------|-------------|----------------|----------------|
| HTTP-FEATURE-SERVER | 1 | 1 | 1 | N | Y | N |
| II-RESTRICT-LIST | 2500 | 2500 | 2500 | N | N | Y |
| II-WB-LIST | 14063 | 14063 | 14063 | N | Y | N |
| INTL-DIAL-PLAN | 60000 | 60000 | 60000 | Y | N | N |
| INTL-DIAL-PLAN-PROFILE | 200 | 200 | 200 | Y | N | N |
| INTL-WB-LIST | 112500 | 112500 | 112500 | N | Y | N |
| IPSEC-KERBEROS | 1 | 1 | 1 | Y | N | N |
| IPSEC-KERBEROS-KEYS | 256 | 256 | 256 | Y | N | N |
| IPSEC-POLICY | 1000 | 1000 | 1000 | Y | N | N |
| IPSEC-SA | 256 | 256 | 256 | Y | N | N |
| ISDN-BCHAN | 36000 | 36000 | 36000 | Y | N | N |
| ISDN-DCHAN | 1500 | 1500 | 1500 | Y | N | N |
| ISDN-INTF | 1500 | 1500 | 1500 | Y | N | N |
| ISDN-TG-PROFILE | 250 | 250 | 250 | Y | N | N |
| IVR-SCRIPT-PROFILE | 100 | 100 | 100 | N | Y | Y |
| LANGUAGE | 1000 | 1000 | 1000 | N | N | N |
| LATA | 1000 | 1000 | 1000 | Y | Y | N |
| LATA-MAP | 150000 | 150000 | 150000 | Y | Y | N |
| LNP-PROFILE | 10 | 10 | 10 | Y | Y | Y |
| LSA | 30000 | 30000 | 30000 | Y | N | N |
| LSA-PROFILE | 1000 | 1000 | 1000 | N | N | N |
| MAC2SUB | 50000 | 50000 | 50000 | N | Y | N |
| MGCP-RETCODE-ACTION | 2000 | 2000 | 2000 | Y | N | N |
| MGW | 100000 | 100000 | 100000 | Y | N | N |
| MGW-PROFILE | 100 | 100 | 100 | Y | N | N |
| MLHG | 20000 | 20000 | 20000 | Y | Y | N |
| MLHG-PREF-LIST | 2000 | 2000 | 2000 | Y | N | N |
| MLHG-TERMINAL | 100000 | 100000 | 100000 | Y | N | N |
| NATIONAL-WB-LIST | 112500 | 141000 | 141000 | N | Y | N |
| NDC | 800 | 800 | 800 | Y | N | N |
| NOD-RESTRICT-LIST | 1000 | 1000 | 1000 | N | Y | N |
| NOD-WB-LIST | 11250 | 11250 | 11250 | N | Y | N |
| OCB-K-VALUE | 1350 | 1350 | 1350 | N | Y | N |
| OCB-PROFILE | 50 | 50 | 50 | N | Y | N |
| OFFICE-CODE | 50000 | 50000 | 50000 | Y | Y | N |

Table 2-14 Release 4.5 Medium Configuration Database Usage Defaults (continued)

| Table Name or Noun | Number of Records Before Split NPA | Maximum Record Count | Licensed Record Count | Route CA | Route FSPTC | Route FSAIN |
|-----------------------|--|-------------------------|--------------------------|-------------|----------------|----------------|
| OPC | 30 | 30 | 30 | Y | Y | Y |
| POLICY-NXX | 400 | 400 | 400 | Y | N | Y |
| POLICY-ODR | 10000 | 10000 | 10000 | Y | N | Y |
| POLICY-OLI | 100 | 100 | 100 | Y | N | Y |
| POLICY-PERCENT | 400 | 400 | 400 | Y | N | Y |
| POLICY-POP | 12500 | 12500 | 12500 | Y | N | Y |
| POLICY-PREFIX | 10000 | 10000 | 10000 | Y | N | Y |
| POLICY-REGION | 1100 | 1100 | 1100 | Y | N | Y |
| POLICY-TOD | 400 | 400 | 400 | Y | N | Y |
| POP | 500 | 500 | 500 | Y | Y | Y |
| PORTED-OFFICE-CODE | 640000 | 640000 | 640000 | Y | N | N |
| QOS | 1000 | 1000 | 1000 | Y | N | N |
| RADIUS-PROFILE | 20 | 20 | 20 | Y | Y | N |
| REGION-CODE | 800 | 800 | 800 | Y | N | N |
| REGION-PROFILE | 20000 | 25000 | 25000 | Y | N | Y |
| RELEASE-CAUSE | 10000 | 10000 | 10000 | Y | N | N |
| ROUTE | 2000 | 2000 | 2000 | Y | N | N |
| ROUTE-GUIDE | 1000 | 1000 | 1000 | Y | N | Y |
| ROUTING-KEY | 15360 | 15360 | 15360 | Y | Y | Y |
| RUDP-BACKHAUL-SESSION | 6000 | 6000 | 6000 | Y | N | N |
| SC1D | 30000 | 30000 | 30000 | N | Y | N |
| SC2D | 1500 | 1500 | 1500 | N | Y | N |
| SCCP-NW | 255 | 255 | 255 | N | Y | Y |
| SCCP-ROUTE | 65535 | 65535 | 65535 | N | Y | Y |
| SCRIPT | 1000 | 1000 | 1000 | Y | N | N |
| SCTP-ASSOC | 240 | 240 | 240 | Y | Y | Y |
| SCTP-ASSOC-PROFILE | 120 | 120 | 120 | Y | Y | Y |
| SERVICE | 2000 | 2000 | 2000 | N | Y | N |
| SERVICE-PROVIDER | 1000 | 1000 | 1000 | Y | N | N |
| SERVICE-TRIGGER | 20000 | 20000 | 20000 | Y | N | N |
| SERVING-DOMAIN-NAME | 1000 | 1000 | 1000 | Y | N | N |
| SG | 20 | 20 | 20 | Y | Y | Y |
| SG-GRP | 20 | 20 | 20 | Y | Y | Y |
| SGP | 40 | 40 | 40 | Y | Y | Y |
| SIP-TIMER-PROFILE | 10 | 10 | 10 | Y | N | N |

Table 2-14 Release 4.5 Medium Configuration Database Usage Defaults (continued)

| Table Name or Noun | Number of Records Before Split NPA | Maximum Record Count | Licensed Record Count | Route CA | Route FSPTC | Route FSAIN |
|----------------------------|--|-------------------------|--------------------------|-------------|----------------|----------------|
| SIPT-ISUP-VER-ALIAS | 200 | 200 | 200 | Y | N | N |
| SLE | 30000 | 30000 | 30000 | N | Y | N |
| SLHR | 480 | 480 | 480 | N | Y | Y |
| SLHR-PROFILE | 16 | 16 | 16 | N | N | N |
| SOFTSW-TG-PROFILE | 100 | 100 | 100 | Y | N | N |
| SPECIAL-CALL-TYPE | 100 | 100 | 100 | Y | N | N |
| SPLIT-NPA | 1100 | 1100 | 1100 | Y | Y | N |
| SS7_Q761_TG_PROFILE | 100 | 100 | 100 | Y | N | N |
| SS7_Q767_TG_PROFILE | 100 | 100 | 100 | Y | N | N |
| SS7-ANSI-TG-PROFILE | 100 | 100 | 100 | Y | N | N |
| SS7-CIC | 96000 | 96000 | 96000 | Y | N | N |
| STATIC-CONTACT | 5000 | 5000 | 5000 | Y | N | N |
| SUBSCRIBER | 150000 | 150000 | 125000 | Y | Y | N |
| SUBSCRIBER-FEATURE-DATA | 900000 | 900000 | 900000 | N | Y | N |
| SUBSCRIBER-PROFILE | 5000 | 5000 | 5000 | Y | Y | N |
| SUBSCRIBER-SERVICE-PROFILE | 750000 | 750000 | 750000 | Y | Y | N |
| SUBSCRIBER-TOD-SCHEDULE | 1500 | 1500 | 1500 | N | Y | N |
| SUBSYSTEM | 480 | 480 | 480 | N | Y | Y |
| SUBSYSTEM-GRP | 16 | 16 | 16 | N | Y | Y |
| TECH-PREFIX-GRP | 1000 | 1000 | 1000 | Y | N | N |
| TECH-PREFIX-GRP-PROFILE | 4 | 4 | 4 | Y | N | N |
| TERMINATION | 180000 | 180000 | 180000 | Y | N | N |
| TRIGGER-NOD-ESCAPE-LIST | 100 | 100 | 100 | Y | N | N |
| TRUNK | 100000 | 100000 | 100000 | Y | N | N |
| TRUNK-GRP | 10000 | 10000 | 10000 | Y | N | N |
| TRUNK-GRP-FEATURE-DATA | 1000 | 1000 | 1000 | N | Y | N |
| TRUNK-GRP-SERVICE-PROFILE | 1100 | 1100 | 1100 | Y | Y | N |
| USER-AUTH | 50000 | 50000 | 50000 | Y | N | N |
| USER-PART-VARIANT | 200 | 200 | 200 | Y | N | N |
| VSC | 1000 | 1000 | 1000 | N | Y | N |
| WIRETAP | 3000 | 3750 | 3750 | Y | N | N |
| ZZZ-CODE | 500 | 500 | 500 | Y | N | N |

Medium Database Usage Defaults - Generic Routing

Table 2-15 details the predefined defaults for the Database Usage table for a medium generic routing configuration in Release 4.5.

Table 2-15 Release 4.5 Medium Database Usage Defaults - Generic Routing

| Table Name or Noun | Number of Records Before Split NPA | Maximum Record Count | Licensed Record Count | Route CA | Route FSPTC | Route FSAIN |
|------------------------|--|-------------------------|--------------------------|-------------|----------------|----------------|
| ACTIVITY | 100 | 100 | 100 | Y | Y | Y |
| ACTIVITY-BASE | 100 | 100 | 100 | N | N | N |
| AGGR | 1000 | 1000 | 1000 | Y | N | N |
| ANI | 400000 | 400000 | 400000 | N | Y | N |
| ANI-WB-LIST | 25000 | 31250 | 31250 | N | N | Y |
| ANNC-TG-PROFILE | 100 | 100 | 100 | Y | N | N |
| ANNC-TRUNK | 12000 | 12000 | 12000 | Y | N | N |
| ANNOUNCEMENT | 1000 | 1000 | 1000 | Y | N | N |
| AOR2SUB | 33000 | 33000 | 33000 | Y | N | N |
| AUTH-CODE | 250000 | 250000 | 250000 | N | Y | N |
| AUTH-CODE-GRP | 25000 | 25000 | 25000 | N | Y | N |
| AUTH-REALM | 1000 | 1000 | 1000 | Y | N | N |
| BACKHAUL-SET | 1500 | 1500 | 1500 | Y | N | N |
| CA-CONFIG | 1000 | 1000 | 1000 | Y | Y | Y |
| CALL-AGENT | 10 | 10 | 10 | Y | Y | Y |
| CALL-AGENT-PROFILE | 10 | 10 | 10 | Y | Y | Y |
| CALL-CTRL-ROUTE | 15360 | 15360 | 15360 | Y | N | N |
| CALL-TYPE | 100 | 100 | 100 | N | N | N |
| CARRIER | 10000 | 10000 | 10000 | Y | N | N |
| CAS-TG-PROFILE | 100 | 100 | 100 | Y | N | N |
| CASUAL-WB-LIST | 75000 | 75000 | 75000 | N | Y | N |
| CAUSE-CODE-MAP | 2000 | 2000 | 2000 | Y | N | N |
| CAUSE-CODE-MAP-PROFILE | 100 | 100 | 100 | Y | N | N |
| CENTREX-GRP | 500 | 500 | 500 | Y | Y | N |
| CHANGED-NUMBER | 1500 | 2000 | 2000 | Y | N | N |
| CIPHERSUITE-PROFILE | 1000 | 1000 | 1000 | N | N | N |
| CIPHERSUITE | 1000 | 1000 | 1000 | Y | N | N |
| CIRCUIT-CODE | 500 | 500 | 500 | Y | N | N |
| COS-RESTRICT | 75000 | 75000 | 75000 | N | Y | N |
| CPSG | 1000 | 1000 | 1000 | Y | Y | N |
| CUST-GRP | 2500 | 2500 | 2500 | N | N | Y |

Table 2-15 Release 4.5 Medium Database Usage Defaults - Generic Routing (continued)

| Table Name or Noun | Number of Records Before Split NPA | Maximum Record Count | Licensed Record Count | Route CA | Route FSPTC | Route FSAIN |
|--------------------------|--|-------------------------|--------------------------|-------------|----------------|----------------|
| CUSTOM-DIAL-PLAN | 10000 | 10000 | 10000 | N | Y | N |
| CUSTOM-DIAL-PLAN-PROFILE | 500 | 500 | 500 | N | N | N |
| DB-THRESHOLDS | 1000 | 1000 | 1000 | N | N | N |
| DB-USAGE | 1000 | 1000 | 1000 | N | N | N |
| DESTINATION | 5000 | 5000 | 5000 | Y | N | N |
| DIAL-PLAN | 1000000 | 1000000 | 1000000 | Y | N | N |
| DIAL-PLAN-PROFILE | 1000 | 1000 | 1000 | Y | N | N |
| DIGIT-MAP | 1000 | 1000 | 1000 | Y | N | N |
| DIGMAN-PROFILE | 2700 | 2700 | 2700 | Y | N | N |
| DIGMAN | 13500 | 13500 | 13500 | Y | N | N |
| DN2CUST-GRP | 250000 | 250000 | 250000 | N | N | Y |
| DN2SUBSCRIBER | 150000 | 150000 | 150000 | Y | N | N |
| DPC | 7680 | 7680 | 7680 | Y | Y | Y |
| DS1 | 4200 | 4200 | 4200 | Y | N | N |
| ESS | 500 | 500 | 500 | Y | N | N |
| EXCHANGE-CODE | 50000 | 50000 | 50000 | Y | N | N |
| EXT2SUBSCRIBER | 25000 | 25000 | 25000 | Y | Y | N |
| FEATURE | 1000 | 1000 | 1000 | N | Y | N |
| FEATURE-SERVER | 10 | 10 | 10 | Y | Y | Y |
| H323-GW | 4 | 4 | 4 | Y | N | N |
| H323-GW2GK | 100 | 100 | 100 | Y | N | N |
| H323-TG-PROFILE | 100 | 100 | 100 | Y | N | N |
| HTTP-FEATURE-SERVER | 1 | 1 | 1 | N | Y | N |
| II-RESTRICT-LIST | 2500 | 2500 | 2500 | N | N | Y |
| II-WB-LIST | 9375 | 9375 | 9375 | N | Y | N |
| INTL-DIAL-PLAN | 60000 | 60000 | 60000 | Y | N | N |
| INTL-DIAL-PLAN-PROFILE | 200 | 200 | 200 | Y | N | N |
| INTL-WB-LIST | 75000 | 75000 | 75000 | N | Y | N |
| IPSEC-KERBEROS | 1 | 1 | 1 | Y | N | N |
| IPSEC-KERBEROS-KEYS | 256 | 256 | 256 | Y | N | N |
| IPSEC-POLICY | 1000 | 1000 | 1000 | Y | N | N |
| IPSEC-SA | 256 | 256 | 256 | Y | N | N |
| ISDN-BCHAN | 36000 | 36000 | 36000 | Y | N | N |
| ISDN-DCHAN | 1500 | 1500 | 1500 | Y | N | N |
| ISDN-INTF | 1500 | 1500 | 1500 | Y | N | N |

Table 2-15 Release 4.5 Medium Database Usage Defaults - Generic Routing (continued)

| Table Name or Noun | Number of Records Before Split NPA | Maximum Record Count | Licensed Record Count | Route CA | Route FSPTC | Route FSAIN |
|---------------------|--|-------------------------|--------------------------|-------------|----------------|----------------|
| ISDN-TG-PROFILE | 250 | 250 | 250 | Y | N | N |
| LATA | 1000 | 1000 | 1000 | Y | Y | N |
| LATA-MAP | 150000 | 150000 | 150000 | Y | Y | N |
| LSA | 30000 | 30000 | 30000 | Y | N | N |
| LSA-PROFILE | 1000 | 1000 | 1000 | N | N | N |
| MAC2SUB | 33000 | 33000 | 33000 | N | Y | N |
| MGCP-RETCODE-ACTION | 2000 | 2000 | 2000 | Y | N | N |
| MGW | 100000 | 100000 | 100000 | Y | N | N |
| MGW-PROFILE | 100 | 100 | 100 | Y | N | N |
| MLHG | 20000 | 20000 | 20000 | Y | Y | N |
| MLHG-PREF-LIST | 2000 | 2000 | 2000 | Y | N | N |
| MLHG-TERMINAL | 100000 | 100000 | 100000 | Y | N | N |
| NATIONAL-WB-LIST | 75000 | 94000 | 94000 | N | Y | N |
| NDC | 800 | 800 | 800 | Y | N | N |
| NOA | 0 | 0 | 0 | N | N | N |
| NOD | 100 | 100 | 100 | N | N | N |
| NOD-RESTRICT-LIST | 1000 | 1000 | 1000 | N | Y | N |
| NOD-WB-LIST | 7500 | 7500 | 7500 | N | Y | N |
| OFFICE-CODE | 50000 | 50000 | 50000 | Y | Y | N |
| OPC | 30 | 30 | 30 | Y | Y | Y |
| POLICY-NXX | 400 | 400 | 400 | Y | N | Y |
| POLICY-ODR | 10000 | 10000 | 10000 | Y | N | Y |
| POLICY-OLI | 100 | 100 | 100 | Y | N | Y |
| POLICY-PERCENT | 400 | 400 | 400 | Y | N | Y |
| POLICY-POP | 12500 | 12500 | 12500 | Y | N | Y |
| POLICY-PREFIX | 10000 | 10000 | 10000 | Y | N | Y |
| POLICY-REGION | 1100 | 1100 | 1100 | Y | N | Y |
| POLICY-TOD | 400 | 400 | 400 | Y | N | Y |
| POP | 500 | 500 | 500 | Y | Y | Y |
| PORTED-OFFICE-CODE | 640000 | 640000 | 640000 | Y | N | N |
| QOS | 1000 | 1000 | 1000 | Y | N | N |
| RADIUS-PROFILE | 20 | 20 | 20 | Y | Y | N |
| REGION-PROFILE | 20000 | 25000 | 25000 | Y | N | Y |
| RELEASE-CAUSE | 10000 | 10000 | 10000 | Y | N | N |
| ROUTE | 2000 | 2000 | 2000 | Y | N | N |

Table 2-15 Release 4.5 Medium Database Usage Defaults - Generic Routing (continued)

| Table Name or Noun | Number of Records Before Split NPA | Maximum Record Count | Licensed Record Count | Route CA | Route FSPTC | Route FSAIN |
|----------------------------|--|-------------------------|--------------------------|-------------|----------------|----------------|
| ROUTE-GUIDE | 1000 | 1000 | 1000 | Y | N | Y |
| ROUTING-KEY | 15360 | 15360 | 15360 | Y | Y | Y |
| RUDP-BACKHAUL-SESSION | 6000 | 6000 | 6000 | Y | N | N |
| SC1D | 20000 | 20000 | 20000 | N | Y | N |
| SC2D | 20000 | 20000 | 20000 | N | Y | N |
| SCCP-NW | 255 | 255 | 255 | N | Y | Y |
| SCCP-ROUTE | 65535 | 65535 | 65535 | N | Y | Y |
| SCTP-ASSOC-PROFILE | 120 | 120 | 120 | Y | Y | Y |
| SCTP-ASSOC | 240 | 240 | 240 | Y | Y | Y |
| SERVICE | 2000 | 2000 | 2000 | N | Y | N |
| SERVICE-PROVIDER | 1000 | 1000 | 1000 | Y | N | N |
| SERVICE-TRIGGER | 20000 | 20000 | 20000 | Y | N | N |
| SERVING-DOMAIN-NAME | 1000 | 1000 | 1000 | Y | N | N |
| SG | 20 | 20 | 20 | Y | Y | Y |
| SG-GRP | 20 | 20 | 20 | Y | Y | Y |
| SGP | 40 | 40 | 40 | Y | Y | Y |
| SLE | 20000 | 20000 | 20000 | N | Y | N |
| SLHR-PROFILE | 16 | 16 | 16 | N | N | N |
| SLHR | 480 | 480 | 480 | N | Y | Y |
| SOFTSW-TG-PROFILE | 100 | 100 | 100 | Y | N | N |
| SPECIAL-CALL-TYPE | 100 | 100 | 100 | Y | N | N |
| SPLIT-NPA | 1100 | 1100 | 1100 | Y | Y | N |
| SS7-CIC | 96000 | 96000 | 96000 | Y | N | N |
| SS7_Q761_TG_PROFILE | 100 | 100 | 100 | Y | N | N |
| SS7_Q767_TG_PROFILE | 100 | 100 | 100 | Y | N | N |
| SS7-ANSI-TG-PROFILE | 100 | 100 | 100 | Y | N | N |
| STATIC-CONTACT | 3300 | 3300 | 3300 | Y | N | N |
| SUBSCRIBER | 100000 | 100000 | 100000 | Y | Y | N |
| SUBSCRIBER-FEATURE-DATA | 600000 | 600000 | 600000 | N | Y | N |
| SUBSCRIBER-PROFILE | 5000 | 5000 | 5000 | Y | Y | N |
| SUBSCRIBER-SERVICE-PROFILE | 1000000 | 1000000 | 1000000 | Y | Y | N |
| SUBSYSTEM-GRP | 16 | 16 | 16 | N | Y | Y |
| SUBSYSTEM | 480 | 480 | 480 | N | Y | Y |
| TECH-PREFIX-GRP | 1000 | 1000 | 1000 | Y | N | N |
| TECH-PREFIX-GRP-PROFILE | 4 | 4 | 4 | Y | N | N |

Table 2-15 Release 4.5 Medium Database Usage Defaults - Generic Routing (continued)

| Table Name or Noun | Number of Records Before Split NPA | Maximum Record Count | Licensed Record Count | Route CA | Route FSPTC | Route FSAIN |
|-----------------------------|--|-------------------------|--------------------------|-------------|----------------|----------------|
| TERMINATION | 180000 | 180000 | 180000 | Y | N | N |
| TRIGGER-DETECTION-POINT | 50 | 50 | 50 | N | N | N |
| TRIGGER-ID | 100 | 100 | 100 | N | N | N |
| TRUNK | 100000 | 100000 | 100000 | Y | N | N |
| TRUNK-GRP | 10000 | 10000 | 10000 | Y | N | N |
| TRUNK-GRP-FEATURE-DATA | 1000 | 1000 | 1000 | N | Y | N |
| TRUNK-GRP-SERVICE-PROFILE | 1100 | 1100 | 1100 | Y | Y | N |
| USER-AUTH | 33000 | 33000 | 33000 | Y | N | N |
| USER-PART-VARIANT | 200 | 200 | 200 | Y | N | N |
| VAR-DEFAULT | 1000 | 1000 | 1000 | N | N | N |
| VSC | 1000 | 1000 | 1000 | N | Y | N |
| WIRETAP | 2000 | 2500 | 2500 | Y | N | N |
| ANI-SCREENING | 15000 | 18800 | 18800 | Y | N | N |
| LNP-PROFILE | 10 | 10 | 10 | Y | Y | Y |
| DN2GN | 100 | 100 | 100 | N | N | Y |
| H323-TERM-PROFILE | 200 | 200 | 200 | Y | N | N |
| H323-TERM | 10000 | 10000 | 10000 | Y | N | N |
| ANI-SCREENING-PROFILE | 1500 | 1500 | 1500 | Y | N | N |
| SIPT-ISUP-VER-ALIAS | 200 | 200 | 200 | Y | N | N |
| TIMEZONE | 400 | 400 | 400 | N | N | N |
| SCRIPT | 1000 | 1000 | 1000 | Y | N | N |
| IVR-SCRIPT-PROFILE | 100 | 100 | 100 | N | Y | Y |
| LANGUAGE | 1000 | 1000 | 1000 | N | N | N |
| AUDIO-SEQ | 1000 | 1000 | 1000 | N | Y | Y |
| AUDIO-SEGMENT | 5000 | 5000 | 5000 | N | Y | Y |
| FEATURE-CONFIG | 1000 | 1000 | 1000 | N | Y | Y |
| FEATURE-CONFIG-BASE | 1000 | 1000 | 1000 | N | N | N |
| FEATURE-CONFIG-BASE-POS-VAL | 1000 | 1000 | 1000 | N | N | N |
| OCB-PROFILE | 50 | 50 | 50 | N | Y | N |
| OCB-K-VALUE | 1350 | 1350 | 1350 | N | Y | N |
| ENUM-PROFILE | 50 | 50 | 50 | Y | N | Y |
| ENUM-CALL-TYPE | 100 | 100 | 100 | Y | N | N |
| DOMAIN2ROUTE | 1000 | 1000 | 1000 | Y | N | N |
| CLLI-CODE | 500 | 500 | 500 | N | N | N |
| SUBSCRIBER-TOD-SCHEDULE | 1000 | 1000 | 1000 | N | Y | N |

Table 2-15 Release 4.5 Medium Database Usage Defaults - Generic Routing (continued)

| Table Name or Noun | Number of Records Before Split NPA | Maximum Record Count | Licensed Record Count | Route CA | Route FSPTC | Route FSAIN |
|-------------------------|--|-------------------------|--------------------------|-------------|----------------|----------------|
| EMERGENCY-NUMBER-LIST | 50 | 50 | 50 | Y | N | N |
| FS-AUDIT-PROFILE | 10 | 10 | 10 | N | Y | Y |
| TRIGGER-NOD-ESCAPE-LIST | 100 | 100 | 100 | Y | N | N |
| GTD-PARM-VALUES | 100 | 100 | 100 | N | N | N |
| AAA-SERVER-GRP | 50 | 50 | 50 | N | Y | N |
| REGION-CODE | 800 | 800 | 800 | Y | N | N |
| ZZZ-CODE | 500 | 500 | 500 | Y | N | N |
| AGGR-PROFILE | 10 | 10 | 10 | Y | N | N |
| CALL-SUBTYPE | 1000 | 1000 | 1000 | N | N | N |
| CA-CONFIG-BASE | 1000 | 1000 | 1000 | Y | Y | Y |
| APP-SERVER | 500 | 500 | 500 | Y | Y | N |
| SIP-TIMER-PROFILE | 10 | 10 | 10 | Y | N | N |
| ENUM-ROOT | 10 | 10 | 10 | Y | N | Y |
| SUBSYSTEM-PROFILE | 16 | 16 | 16 | N | Y | Y |
| CALL-TYPE-PROFILE | 100 | 100 | 100 | Y | N | N |
| NOA-ROUTE-PROFILE | 100 | 100 | 100 | Y | N | N |
| NOA-ROUTE | 100 | 100 | 100 | Y | N | N |
| DN2RN | 100 | 100 | 100 | N | N | Y |

Routerserver Database Usage Defaults

Table 2-16 details the predefined defaults for the Database Usage table for a routerserver configuration in Release 4.5.

Table 2-16 Release 4.5 Routerserver Database Usage Defaults

| Table Name or Noun | Number of Records Before Split NPA | Maximum Record Count | Licensed Record Count | Route CA | Route FSPTC | Route FSAIN |
|-----------------------|--|-------------------------|--------------------------|-------------|----------------|----------------|
| AAA-SERVER-GRP | 26 | 26 | 26 | N | Y | N |
| ACTIVITY | 100 | 100 | 100 | Y | Y | Y |
| AGGR | 380 | 380 | 380 | Y | N | N |
| AGGR-PROFILE | 10 | 10 | 10 | Y | N | N |
| ANI | 400000 | 400000 | 400000 | N | Y | N |
| ANI-SCREENING | 1000 | 1300 | 1300 | Y | N | N |
| ANI-SCREENING-PROFILE | 100 | 100 | 100 | Y | N | N |
| ANI-WB-LIST | 25000 | 31250 | 31250 | N | N | Y |

Table 2-16 Release 4.5 Routeserver Database Usage Defaults (continued)

| Table Name or Noun | Number of Records Before Split NPA | Maximum Record Count | Licensed Record Count | Route CA | Route FSPTC | Route FSAIN |
|--------------------------|--|-------------------------|--------------------------|-------------|----------------|----------------|
| ANNC-TG-PROFILE | 100 | 100 | 100 | Y | N | N |
| ANNC-TRUNK | 6120 | 6120 | 6120 | Y | N | N |
| ANNOUNCEMENT | 1000 | 1000 | 1000 | Y | N | N |
| AOR2SUB | 4500 | 4500 | 4500 | Y | N | N |
| APP-SERVER | 255 | 255 | 255 | Y | Y | N |
| AUDIO-SEGMENT | 5000 | 5000 | 5000 | N | Y | Y |
| AUDIO-SEQ | 1000 | 1000 | 1000 | N | Y | Y |
| AUTH-CODE | 250000 | 250000 | 250000 | N | Y | N |
| AUTH-CODE-GRP | 25000 | 25000 | 25000 | N | Y | N |
| AUTH-REALM | 1000 | 1000 | 1000 | Y | N | N |
| BACKHAUL-SET | 100 | 100 | 100 | Y | N | N |
| CA-CONFIG | 1000 | 1000 | 1000 | Y | Y | Y |
| CALL-AGENT | 10 | 10 | 10 | Y | Y | Y |
| CALL-AGENT-PROFILE | 10 | 10 | 10 | Y | Y | Y |
| CALL-CTRL-ROUTE | 10240 | 10240 | 10240 | Y | N | N |
| CARRIER | 10000 | 10000 | 10000 | Y | N | N |
| CAS-TG-PROFILE | 100 | 100 | 100 | Y | N | N |
| CASUAL-WB-LIST | 33750 | 33750 | 33750 | N | Y | N |
| CAUSE-CODE-MAP | 2000 | 2000 | 2000 | Y | N | N |
| CAUSE-CODE-MAP-PROFILE | 100 | 100 | 100 | Y | N | N |
| CENTREX-GRP | 100 | 100 | 100 | Y | Y | N |
| CHANGED-NUMBER | 675 | 1000 | 1000 | Y | N | N |
| CIPHERSUITE | 380 | 380 | 380 | Y | N | N |
| CIPHERSUITE-PROFILE | 380 | 380 | 380 | N | N | N |
| CIRCUIT-CODE | 255 | 255 | 255 | Y | N | N |
| CLLI-CODE | 255 | 255 | 255 | N | N | N |
| COS-RESTRICT | 33750 | 33750 | 33750 | N | Y | N |
| CPSG | 200 | 200 | 200 | Y | Y | N |
| CUST-GRP | 2500 | 2500 | 2500 | N | N | Y |
| CUSTOM-DIAL-PLAN | 2000 | 2000 | 2000 | N | Y | N |
| CUSTOM-DIAL-PLAN-PROFILE | 100 | 100 | 100 | N | N | N |
| DESTINATION | 1000000 | 1000000 | 1000000 | Y | N | N |
| DIAL-PLAN | 1000000 | 1000000 | 1000000 | Y | N | N |
| DIAL-PLAN-PROFILE | 1000 | 1000 | 1000 | Y | N | N |
| DIGIT-MAP | 1000 | 1000 | 1000 | Y | N | N |

Table 2-16 Release 4.5 Routeserver Database Usage Defaults (continued)

| Table Name or Noun | Number of Records Before Split NPA | Maximum Record Count | Licensed Record Count | Route CA | Route FSPTC | Route FSAIN |
|------------------------|--|-------------------------|--------------------------|-------------|----------------|----------------|
| DIGMAN | 25000 | 25000 | 25000 | Y | N | N |
| DIGMAN-PROFILE | 5000 | 5000 | 5000 | Y | N | N |
| DN2CUST-GRP | 250000 | 250000 | 250000 | N | N | Y |
| DN2GN | 10000 | 10000 | 10000 | N | N | Y |
| DN2SUBSCRIBER | 67500 | 67500 | 67500 | Y | N | N |
| DOMAIN2ROUTE | 1000 | 1000 | 1000 | Y | N | N |
| DPC | 5120 | 5120 | 5120 | Y | Y | Y |
| DS1 | 1000 | 1000 | 1000 | Y | N | N |
| EMERGENCY-NUMBER-LIST | 50 | 50 | 50 | Y | N | N |
| ENUM-CALL-TYPE | 100 | 100 | 100 | Y | N | N |
| ENUM-PROFILE | 26 | 26 | 26 | Y | N | Y |
| ESS | 255 | 255 | 255 | Y | N | N |
| EXCHANGE-CODE | 5000 | 5000 | 5000 | Y | N | N |
| EXT2SUBSCRIBER | 5000 | 5000 | 5000 | Y | Y | N |
| FEATURE | 1000 | 1000 | 1000 | N | Y | N |
| FEATURE-CONFIG | 1000 | 1000 | 1000 | N | Y | Y |
| FEATURE-SERVER | 10 | 10 | 10 | Y | Y | Y |
| FS-AUDIT-PROFILE | 10 | 10 | 10 | N | Y | Y |
| H323-GW | 4 | 4 | 4 | Y | N | N |
| H323-GW2GK | 100 | 100 | 100 | Y | N | N |
| H323-TERM | 4500 | 4500 | 4500 | Y | N | N |
| H323-TERM-PROFILE | 200 | 200 | 200 | Y | N | N |
| H323-TG-PROFILE | 100 | 100 | 100 | Y | N | N |
| HTTP-FEATURE-SERVER | 1 | 1 | 1 | N | Y | N |
| II-RESTRICT-LIST | 2500 | 2500 | 2500 | N | N | Y |
| II-WB-LIST | 4219 | 4219 | 4219 | N | Y | N |
| INTL-DIAL-PLAN | 3000 | 3000 | 3000 | Y | N | N |
| INTL-DIAL-PLAN-PROFILE | 10 | 10 | 10 | Y | N | N |
| INTL-WB-LIST | 33750 | 33750 | 33750 | N | Y | N |
| IPSEC-KERBEROS | 1 | 1 | 1 | Y | N | N |
| IPSEC-KERBEROS-KEYS | 256 | 256 | 256 | Y | N | N |
| IPSEC-POLICY | 380 | 380 | 380 | Y | N | N |
| IPSEC-SA | 256 | 256 | 256 | Y | N | N |
| ISDN-BCHAN | 2400 | 2400 | 2400 | Y | N | N |
| ISDN-DCHAN | 100 | 100 | 100 | Y | N | N |

Table 2-16 Release 4.5 Routeserver Database Usage Defaults (continued)

| Table Name or Noun | Number of Records Before Split NPA | Maximum Record Count | Licensed Record Count | Route CA | Route FSPTC | Route FSAIN |
|---------------------|--|-------------------------|--------------------------|-------------|----------------|----------------|
| ISDN-INTF | 100 | 100 | 100 | Y | N | N |
| ISDN-TG-PROFILE | 100 | 100 | 100 | Y | N | N |
| IVR-SCRIPT-PROFILE | 100 | 100 | 100 | N | Y | Y |
| LANGUAGE | 1000 | 1000 | 1000 | N | N | N |
| LATA | 1000 | 1000 | 1000 | Y | Y | N |
| LATA-MAP | 150000 | 150000 | 150000 | Y | Y | N |
| LNP-PROFILE | 10 | 10 | 10 | Y | Y | Y |
| LSA | 30000 | 30000 | 30000 | Y | N | N |
| LSA-PROFILE | 1000 | 1000 | 1000 | N | N | N |
| MAC2SUB | 4500 | 4500 | 4500 | N | Y | N |
| MGCP-RETCODE-ACTION | 2000 | 2000 | 2000 | Y | N | N |
| MGW | 38000 | 38000 | 38000 | Y | N | N |
| MGW-PROFILE | 100 | 100 | 100 | Y | N | N |
| MLHG | 100 | 100 | 100 | Y | Y | N |
| MLHG-PREF-LIST | 10 | 10 | 10 | Y | N | N |
| MLHG-TERMINAL | 500 | 500 | 500 | Y | N | N |
| NATIONAL-WB-LIST | 33750 | 43000 | 43000 | N | Y | N |
| NDC | 800 | 800 | 800 | Y | N | N |
| NOD-RESTRICT-LIST | 1000 | 1000 | 1000 | N | Y | N |
| NOD-WB-LIST | 3375 | 3375 | 3375 | N | Y | N |
| OCB-K-VALUE | 689 | 689 | 689 | N | Y | N |
| OCB-PROFILE | 26 | 26 | 26 | N | Y | N |
| OFFICE-CODE | 50000 | 50000 | 50000 | Y | Y | N |
| OPC | 20 | 20 | 30 | Y | Y | Y |
| POLICY-NXX | 8000 | 8000 | 8000 | Y | N | Y |
| POLICY-ODR | 80000 | 80000 | 80000 | Y | N | Y |
| POLICY-OLI | 8000 | 8000 | 8000 | Y | N | Y |
| POLICY-PERCENT | 80000 | 80000 | 80000 | Y | N | Y |
| POLICY-POP | 80000 | 80000 | 80000 | Y | N | Y |
| POLICY-PREFIX | 10000 | 10000 | 10000 | Y | N | Y |
| POLICY-REGION | 88000 | 88000 | 88000 | Y | N | Y |
| POLICY-TOD | 120000 | 120000 | 120000 | Y | N | Y |
| POP | 255 | 255 | 255 | Y | Y | Y |
| PORTED-OFFICE-CODE | 640000 | 640000 | 640000 | Y | N | N |
| QOS | 380 | 380 | 380 | Y | N | N |

Table 2-16 Release 4.5 Routeserver Database Usage Defaults (continued)

| Table Name or Noun | Number of Records Before Split NPA | Maximum Record Count | Licensed Record Count | Route CA | Route FSPTC | Route FSAIN |
|-----------------------|--|-------------------------|--------------------------|-------------|----------------|----------------|
| RADIUS-PROFILE | 20 | 20 | 20 | Y | Y | N |
| REGION-CODE | 800 | 800 | 800 | Y | N | N |
| REGION-PROFILE | 800000 | 1000000 | 1000000 | Y | N | Y |
| RELEASE-CAUSE | 10000 | 10000 | 10000 | Y | N | N |
| ROUTE | 600000 | 600000 | 600000 | Y | N | N |
| ROUTE-GUIDE | 80000 | 80000 | 80000 | Y | N | Y |
| ROUTING-KEY | 10240 | 10240 | 10240 | Y | Y | Y |
| RUDP-BACKHAUL-SESSION | 400 | 400 | 400 | Y | N | N |
| SC1D | 9000 | 9000 | 9000 | N | Y | N |
| SC2D | 450 | 450 | 450 | N | Y | N |
| SCCP-NW | 255 | 255 | 255 | N | Y | Y |
| SCCP-ROUTE | 65535 | 65535 | 65535 | N | Y | Y |
| SCRIPT | 1000 | 1000 | 1000 | Y | N | N |
| SCTP-ASSOC | 240 | 240 | 240 | Y | Y | Y |
| SCTP-ASSOC-PROFILE | 120 | 120 | 120 | Y | Y | Y |
| SERVICE | 2000 | 2000 | 2000 | N | Y | N |
| SERVICE-PROVIDER | 1000 | 1000 | 1000 | Y | N | N |
| SERVICE-TRIGGER | 20000 | 20000 | 20000 | Y | N | N |
| SERVING-DOMAIN-NAME | 1000 | 1000 | 1000 | Y | N | N |
| SG | 20 | 20 | 20 | Y | Y | Y |
| SG-GRP | 20 | 20 | 20 | Y | Y | Y |
| SGP | 40 | 40 | 40 | Y | Y | Y |
| SIP-TIMER-PROFILE | 10 | 10 | 10 | Y | N | N |
| SIPT-ISUP-VER-ALIAS | 200 | 200 | 200 | Y | N | N |
| SLE | 9000 | 9000 | 9000 | N | Y | N |
| SLHR | 320 | 320 | 320 | N | Y | Y |
| SLHR-PROFILE | 16 | 16 | 16 | N | N | N |
| SOFTSW-TG-PROFILE | 100 | 100 | 100 | Y | N | N |
| SPECIAL-CALL-TYPE | 100 | 100 | 100 | Y | N | N |
| SPLIT-NPA | 1100 | 1100 | 1100 | Y | Y | N |
| SS7_Q761_TG_PROFILE | 100 | 100 | 100 | Y | N | N |
| SS7_Q767_TG_PROFILE | 100 | 100 | 100 | Y | N | N |
| SS7-ANSI-TG-PROFILE | 100 | 100 | 100 | Y | N | N |
| SS7-CIC | 18000 | 18000 | 18000 | Y | N | N |
| STATIC-CONTACT | 450 | 450 | 450 | Y | N | N |

Table 2-16 Release 4.5 Routeserver Database Usage Defaults (continued)

| Table Name or Noun | Number of Records Before Split NPA | Maximum Record Count | Licensed Record Count | Route CA | Route FSPTC | Route FSAIN |
|----------------------------|--|-------------------------|--------------------------|-------------|----------------|----------------|
| SUBSCRIBER | 45000 | 45000 | 45000 | Y | Y | N |
| SUBSCRIBER-FEATURE-DATA | 270000 | 270000 | 270000 | N | Y | N |
| SUBSCRIBER-PROFILE | 2550 | 2550 | 2550 | Y | Y | N |
| SUBSCRIBER-SERVICE-PROFILE | 225000 | 225000 | 225000 | Y | Y | N |
| SUBSCRIBER-TOD-SCHEDULE | 450 | 450 | 450 | N | Y | N |
| SUBSYSTEM | 320 | 320 | 320 | N | Y | Y |
| SUBSYSTEM-GRP | 16 | 16 | 16 | N | Y | Y |
| TECH-PREFIX-GRP | 1000 | 1000 | 1000 | Y | N | N |
| TECH-PREFIX-GRP-PROFILE | 4 | 4 | 4 | Y | N | N |
| TERMINATION | 60000 | 60000 | 60000 | Y | N | N |
| TRIGGER-NOD-ESCAPE-LIST | 100 | 100 | 100 | Y | N | N |
| TRUNK | 32000 | 32000 | 32000 | Y | N | N |
| TRUNK-GRP | 25000 | 25000 | 25000 | Y | N | N |
| TRUNK-GRP-FEATURE-DATA | 2500 | 2500 | 2500 | N | Y | N |
| TRUNK-GRP-SERVICE-PROFILE | 2750 | 2750 | 2750 | Y | Y | N |
| USER-AUTH | 4500 | 4500 | 4500 | Y | N | N |
| USER-PART-VARIANT | 200 | 200 | 200 | Y | N | N |
| VSC | 1000 | 1000 | 1000 | N | Y | N |
| WIRETAP | 900 | 1125 | 1125 | Y | N | N |
| ZZZ-CODE | 255 | 255 | 255 | Y | N | N |

Local Number Portability Database Usage Defaults

[Table 2-17](#) details the predefined defaults for the Database Usage table for an LNP configuration in Release 4.5.

Table 2-17 Release 4.5 Local Number Portability Database Usage Defaults

| Table Name or Noun | Number of Records Before Split NPA | Maximum Record Count | Licensed Record Count | Route CA | Route FSPTC | Route FSAIN |
|--------------------|--|-------------------------|--------------------------|-------------|----------------|----------------|
| AAA-SERVER-GRP | 26 | 26 | 26 | N | Y | N |
| ACTIVITY | 100 | 100 | 100 | Y | Y | Y |
| AGGR | 1000 | 1000 | 1000 | Y | N | N |
| AGGR-PROFILE | 10 | 10 | 10 | Y | N | N |
| ANI | 400000 | 400000 | 400000 | N | Y | N |
| ANI-SCREENING | 15000 | 18800 | 18800 | Y | N | N |

Table 2-17 Release 4.5 Local Number Portability Database Usage Defaults (continued)

| Table Name or Noun | Number of Records Before Split NPA | Maximum Record Count | Licensed Record Count | Route CA | Route FSPTC | Route FSAIN |
|--------------------------|--|-------------------------|--------------------------|-------------|----------------|----------------|
| ANI-SCREENING-PROFILE | 1500 | 1500 | 1500 | Y | N | N |
| ANI-WB-LIST | 25000 | 31250 | 31250 | N | N | Y |
| ANNC-TG-PROFILE | 100 | 100 | 100 | Y | N | N |
| ANNC-TRUNK | 6120 | 6120 | 6120 | Y | N | N |
| ANNOUNCEMENT | 1000 | 1000 | 1000 | Y | N | N |
| AOR2SUB | 50000 | 50000 | 50000 | Y | N | N |
| APP-SERVER | 255 | 255 | 255 | Y | Y | N |
| AUDIO-SEGMENT | 5000 | 5000 | 5000 | N | Y | Y |
| AUDIO-SEQ | 1000 | 1000 | 1000 | N | Y | Y |
| AUTH-CODE | 250000 | 250000 | 250000 | N | Y | N |
| AUTH-CODE-GRP | 25000 | 25000 | 25000 | N | Y | N |
| AUTH-REALM | 1000 | 1000 | 1000 | Y | N | N |
| BACKHAUL-SET | 1500 | 1500 | 1500 | Y | N | N |
| CA-CONFIG | 1000 | 1000 | 1000 | Y | Y | Y |
| CALL-AGENT | 10 | 10 | 10 | Y | Y | Y |
| CALL-AGENT-PROFILE | 10 | 10 | 10 | Y | Y | Y |
| CALL-CTRL-ROUTE | 15360 | 15360 | 15360 | Y | N | N |
| CARRIER | 10000 | 10000 | 10000 | Y | N | N |
| CAS-TG-PROFILE | 100 | 100 | 100 | Y | N | N |
| CASUAL-WB-LIST | 112500 | 112500 | 112500 | N | Y | N |
| CAUSE-CODE-MAP | 2000 | 2000 | 2000 | Y | N | N |
| CAUSE-CODE-MAP-PROFILE | 100 | 100 | 100 | Y | N | N |
| CENTREX-GRP | 500 | 500 | 500 | Y | Y | N |
| CHANGED-NUMBER | 2250 | 3000 | 3000 | Y | N | N |
| CIPHERSUITE | 1000 | 1000 | 1000 | Y | N | N |
| CIPHERSUITE-PROFILE | 1000 | 1000 | 1000 | N | N | N |
| CIRCUIT-CODE | 255 | 255 | 255 | Y | N | N |
| CLLI-CODE | 255 | 255 | 255 | N | N | N |
| COS-RESTRICT | 112500 | 112500 | 112500 | N | Y | N |
| CPSG | 1000 | 1000 | 1000 | Y | Y | N |
| CUST-GRP | 2500 | 2500 | 2500 | N | N | Y |
| CUSTOM-DIAL-PLAN | 10000 | 10000 | 10000 | N | Y | N |
| CUSTOM-DIAL-PLAN-PROFILE | 500 | 500 | 500 | N | N | N |
| DESTINATION | 5000 | 5000 | 5000 | Y | N | N |
| DIAL-PLAN | 1000000 | 1000000 | 1000000 | Y | N | N |

Table 2-17 Release 4.5 Local Number Portability Database Usage Defaults (continued)

| Table Name or Noun | Number of Records Before Split NPA | Maximum Record Count | Licensed Record Count | Route CA | Route FSPTC | Route FSAIN |
|------------------------|--|-------------------------|--------------------------|-------------|----------------|----------------|
| DIAL-PLAN-PROFILE | 1000 | 1000 | 1000 | Y | N | N |
| DIGIT-MAP | 1000 | 1000 | 1000 | Y | N | N |
| DIGMAN | 13500 | 13500 | 13500 | Y | N | N |
| DIGMAN-PROFILE | 2700 | 2700 | 2700 | Y | N | N |
| DN2CUST-GRP | 250000 | 250000 | 250000 | N | N | Y |
| DN2GN | 5000000 | 5000000 | 5000000 | N | N | Y |
| DN2SUBSCRIBER | 225000 | 225000 | 225000 | Y | N | N |
| DOMAIN2ROUTE | 1000 | 1000 | 1000 | Y | N | N |
| DPC | 7680 | 7680 | 7680 | Y | Y | Y |
| DS1 | 4200 | 4200 | 4200 | Y | N | N |
| EMERGENCY-NUMBER-LIST | 50 | 50 | 50 | Y | N | N |
| ENUM-CALL-TYPE | 100 | 100 | 100 | Y | N | N |
| ENUM-PROFILE | 26 | 26 | 26 | Y | N | Y |
| ESS | 255 | 255 | 255 | Y | N | N |
| EXCHANGE-CODE | 5000 | 5000 | 5000 | Y | N | N |
| EXT2SUBSCRIBER | 25000 | 25000 | 25000 | Y | Y | N |
| FEATURE | 1000 | 1000 | 1000 | N | Y | N |
| FEATURE-CONFIG | 1000 | 1000 | 1000 | N | Y | Y |
| FEATURE-SERVER | 10 | 10 | 10 | Y | Y | Y |
| FS-AUDIT-PROFILE | 10 | 10 | 10 | N | Y | Y |
| H323-GW | 4 | 4 | 4 | Y | N | N |
| H323-GW2GK | 100 | 100 | 100 | Y | N | N |
| H323-TERM | 15000 | 15000 | 15000 | Y | N | N |
| H323-TERM-PROFILE | 200 | 200 | 200 | Y | N | N |
| H323-TG-PROFILE | 100 | 100 | 100 | Y | N | N |
| HTTP-FEATURE-SERVER | 1 | 1 | 1 | N | Y | N |
| II-RESTRICT-LIST | 2500 | 2500 | 2500 | N | N | Y |
| II-WB-LIST | 14063 | 14063 | 14063 | N | Y | N |
| INTL-DIAL-PLAN | 3000 | 3000 | 3000 | Y | N | N |
| INTL-DIAL-PLAN-PROFILE | 10 | 10 | 10 | Y | N | N |
| INTL-WB-LIST | 112500 | 112500 | 112500 | N | Y | N |
| IPSEC-KERBEROS | 1 | 1 | 1 | Y | N | N |
| IPSEC-KERBEROS-KEYS | 256 | 256 | 256 | Y | N | N |
| IPSEC-POLICY | 1000 | 1000 | 1000 | Y | N | N |
| IPSEC-SA | 256 | 256 | 256 | Y | N | N |

Table 2-17 Release 4.5 Local Number Portability Database Usage Defaults (continued)

| Table Name or Noun | Number of Records Before Split NPA | Maximum Record Count | Licensed Record Count | Route CA | Route FSPTC | Route FSAIN |
|---------------------|--|-------------------------|--------------------------|-------------|----------------|----------------|
| ISDN-BCHAN | 36000 | 36000 | 36000 | Y | N | N |
| ISDN-DCHAN | 1500 | 1500 | 1500 | Y | N | N |
| ISDN-INTF | 1500 | 1500 | 1500 | Y | N | N |
| ISDN-TG-PROFILE | 250 | 250 | 250 | Y | N | N |
| IVR-SCRIPT-PROFILE | 100 | 100 | 100 | N | Y | Y |
| LANGUAGE | 1000 | 1000 | 1000 | N | N | N |
| LATA | 1000 | 1000 | 1000 | Y | Y | N |
| LATA-MAP | 150000 | 150000 | 150000 | Y | Y | N |
| LNP-PROFILE | 10 | 10 | 10 | Y | Y | Y |
| LSA | 30000 | 30000 | 30000 | Y | N | N |
| LSA-PROFILE | 1000 | 1000 | 1000 | N | N | N |
| MAC2SUB | 50000 | 50000 | 50000 | N | Y | N |
| MGCP-RETCODE-ACTION | 2000 | 2000 | 2000 | Y | N | N |
| MGW | 100000 | 100000 | 100000 | Y | N | N |
| MGW-PROFILE | 100 | 100 | 100 | Y | N | N |
| MLHG | 10000 | 10000 | 10000 | Y | Y | N |
| MLHG-PREF-LIST | 1000 | 1000 | 1000 | Y | N | N |
| MLHG-TERMINAL | 50000 | 50000 | 50000 | Y | N | N |
| NATIONAL-WB-LIST | 112500 | 141000 | 141000 | N | Y | N |
| NDC | 50 | 50 | 50 | Y | N | N |
| NOD-RESTRICT-LIST | 1000 | 1000 | 1000 | N | Y | N |
| NOD-WB-LIST | 11250 | 11250 | 11250 | N | Y | N |
| OCB-K-VALUE | 689 | 689 | 689 | N | Y | N |
| OCB-PROFILE | 26 | 26 | 26 | N | Y | N |
| OFFICE-CODE | 50000 | 50000 | 50000 | Y | Y | N |
| OPC | 30 | 30 | 30 | Y | Y | Y |
| POLICY-NXX | 400 | 400 | 400 | Y | N | Y |
| POLICY-ODR | 10000 | 10000 | 10000 | Y | N | Y |
| POLICY-OLI | 100 | 100 | 100 | Y | N | Y |
| POLICY-PERCENT | 400 | 400 | 400 | Y | N | Y |
| POLICY-POP | 12500 | 12500 | 12500 | Y | N | Y |
| POLICY-PREFIX | 10000 | 10000 | 10000 | Y | N | Y |
| POLICY-REGION | 1100 | 1100 | 1100 | Y | N | Y |
| POLICY-TOD | 400 | 400 | 400 | Y | N | Y |
| POP | 255 | 255 | 255 | Y | Y | Y |

Table 2-17 Release 4.5 Local Number Portability Database Usage Defaults (continued)

| Table Name or Noun | Number of Records Before Split NPA | Maximum Record Count | Licensed Record Count | Route CA | Route FSPTC | Route FSAIN |
|------------------------|--|-------------------------|--------------------------|-------------|----------------|----------------|
| PORTED-OFFICE-CODE | 640000 | 640000 | 640000 | Y | N | N |
| QOS | 1000 | 1000 | 1000 | Y | N | N |
| RADIUS-PROFILE | 20 | 20 | 20 | Y | Y | N |
| REGION-CODE | 800 | 800 | 800 | Y | N | N |
| REGION-PROFILE | 20000 | 25000 | 25000 | Y | N | Y |
| RELEASE-CAUSE | 10000 | 10000 | 10000 | Y | N | N |
| ROUTE | 2000 | 2000 | 2000 | Y | N | N |
| ROUTE-GUIDE | 1000 | 1000 | 1000 | Y | N | Y |
| ROUTING-KEY | 15360 | 15360 | 15360 | Y | Y | Y |
| RUUDP-BACKHAUL-SESSION | 6000 | 6000 | 6000 | Y | N | N |
| SC1D | 30000 | 30000 | 30000 | N | Y | N |
| SC2D | 1500 | 1500 | 1500 | N | Y | N |
| SCCP-NW | 255 | 255 | 255 | N | Y | Y |
| SCCP-ROUTE | 65535 | 65535 | 65535 | N | Y | Y |
| SCRIPT | 1000 | 1000 | 1000 | Y | N | N |
| SCTP-ASSOC | 240 | 240 | 240 | Y | Y | Y |
| SCTP-ASSOC-PROFILE | 120 | 120 | 120 | Y | Y | Y |
| SERVICE | 2000 | 2000 | 2000 | N | Y | N |
| SERVICE-PROVIDER | 1000 | 1000 | 1000 | Y | N | N |
| SERVICE-TRIGGER | 20000 | 20000 | 20000 | Y | N | N |
| SERVING-DOMAIN-NAME | 1000 | 1000 | 1000 | Y | N | N |
| SG | 20 | 20 | 20 | Y | Y | Y |
| SG-GRP | 20 | 20 | 20 | Y | Y | Y |
| SGP | 40 | 40 | 40 | Y | Y | Y |
| SIP-TIMER-PROFILE | 10 | 10 | 10 | Y | N | N |
| SIPT-ISUP-VER-ALIAS | 200 | 200 | 200 | Y | N | N |
| SLE | 30000 | 30000 | 30000 | N | Y | N |
| SLHR | 480 | 480 | 480 | N | Y | Y |
| SLHR-PROFILE | 16 | 16 | 16 | N | N | N |
| SOFTSW-TG-PROFILE | 100 | 100 | 100 | Y | N | N |
| SPECIAL-CALL-TYPE | 100 | 100 | 100 | Y | N | N |
| SPLIT-NPA | 1100 | 1100 | 1100 | Y | Y | N |
| SS7_Q761_TG_PROFILE | 100 | 100 | 100 | Y | N | N |
| SS7_Q767_TG_PROFILE | 100 | 100 | 100 | Y | N | N |
| SS7-ANSI-TG-PROFILE | 100 | 100 | 100 | Y | N | N |

Table 2-17 Release 4.5 Local Number Portability Database Usage Defaults (continued)

| Table Name or Noun | Number of Records Before Split NPA | Maximum Record Count | Licensed Record Count | Route CA | Route FSPTC | Route FSAIN |
|----------------------------|--|-------------------------|--------------------------|-------------|----------------|----------------|
| SS7-CIC | 96000 | 96000 | 96000 | Y | N | N |
| STATIC-CONTACT | 5000 | 5000 | 5000 | Y | N | N |
| SUBSCRIBER | 150000 | 150000 | 125000 | Y | Y | N |
| SUBSCRIBER-FEATURE-DATA | 900000 | 900000 | 900000 | N | Y | N |
| SUBSCRIBER-PROFILE | 2550 | 2550 | 2550 | Y | Y | N |
| SUBSCRIBER-SERVICE-PROFILE | 750000 | 750000 | 750000 | Y | Y | N |
| SUBSCRIBER-TOD-SCHEDULE | 1500 | 1500 | 1500 | N | Y | N |
| SUBSYSTEM | 480 | 480 | 480 | N | Y | Y |
| SUBSYSTEM-GRP | 16 | 16 | 16 | N | Y | Y |
| TECH-PREFIX-GRP | 1000 | 1000 | 1000 | Y | N | N |
| TECH-PREFIX-GRP-PROFILE | 4 | 4 | 4 | Y | N | N |
| TERMINATION | 180000 | 180000 | 180000 | Y | N | N |
| TRIGGER-NOD-ESCAPE-LIST | 100 | 100 | 100 | Y | N | N |
| TRUNK | 100000 | 100000 | 100000 | Y | N | N |
| TRUNK-GRP | 10000 | 10000 | 10000 | Y | N | N |
| TRUNK-GRP-FEATURE-DATA | 1000 | 1000 | 1000 | N | Y | N |
| TRUNK-GRP-SERVICE-PROFILE | 1100 | 1100 | 1100 | Y | Y | N |
| USER-AUTH | 50000 | 50000 | 50000 | Y | N | N |
| USER-PART-VARIANT | 200 | 200 | 200 | Y | N | N |
| VSC | 1000 | 1000 | 1000 | N | Y | N |
| WIRETAP | 3000 | 3750 | 3750 | Y | N | N |
| ZZZ-CODE | 255 | 255 | 255 | Y | N | N |

Local Number Portability Database Usage Defaults - Routing Number

[Table 2-18](#) details the predefined defaults for the Database Usage table for an LNP routing number configuration in Release 4.5. Used for Europe, the Middle East and Africa (EMEA).

Table 2-18 Release 4.5 Local Number Portability Database Usage Defaults - Routing Number

| Table Name or Noun | Number of Records Before Split NPA | Maximum Record Count | Licensed Record Count | Route CA | Route FSPTC | Route FSAIN |
|--------------------|--|-------------------------|--------------------------|-------------|----------------|----------------|
| ACTIVITY | 100 | 100 | 100 | Y | Y | Y |
| ACTIVITY-BASE | 100 | 100 | 100 | N | N | N |
| AGGR | 1000 | 1000 | 1000 | Y | N | N |
| ANI | 400000 | 400000 | 400000 | N | Y | N |

Table 2-18 Release 4.5 Local Number Portability Database Usage Defaults - Routing Number (continued)

| Table Name or Noun | Number of Records Before Split NPA | Maximum Record Count | Licensed Record Count | Route CA | Route FSPTC | Route FSAIN |
|--------------------------|--|-------------------------|--------------------------|-------------|----------------|----------------|
| ANI-WB-LIST | 25000 | 31250 | 31250 | N | N | Y |
| ANNC-TG-PROFILE | 100 | 100 | 100 | Y | N | N |
| ANNC-TRUNK | 6120 | 6120 | 6120 | Y | N | N |
| ANNOUNCEMENT | 1000 | 1000 | 1000 | Y | N | N |
| AOR2SUB | 50000 | 50000 | 50000 | Y | N | N |
| AUTH-CODE | 250000 | 250000 | 250000 | N | Y | N |
| AUTH-CODE-GRP | 25000 | 25000 | 25000 | N | Y | N |
| AUTH-REALM | 1000 | 1000 | 1000 | Y | N | N |
| BACKHAUL-SET | 1500 | 1500 | 1500 | Y | N | N |
| CA-CONFIG | 1000 | 1000 | 1000 | Y | Y | Y |
| CALL-AGENT | 10 | 10 | 10 | Y | Y | Y |
| CALL-AGENT-PROFILE | 10 | 10 | 10 | Y | Y | Y |
| CALL-CTRL-ROUTE | 15360 | 15360 | 15360 | Y | N | N |
| CALL-TYPE | 100 | 100 | 100 | N | N | N |
| CARRIER | 10000 | 10000 | 10000 | Y | N | N |
| CAS-TG-PROFILE | 100 | 100 | 100 | Y | N | N |
| CASUAL-WB-LIST | 112500 | 112500 | 112500 | N | Y | N |
| CAUSE-CODE-MAP | 2000 | 2000 | 2000 | Y | N | N |
| CAUSE-CODE-MAP-PROFILE | 100 | 100 | 100 | Y | N | N |
| CENTREX-GRP | 500 | 500 | 500 | Y | Y | N |
| CHANGED-NUMBER | 2250 | 3000 | 3000 | Y | N | N |
| CIPHERSUITE-PROFILE | 1000 | 1000 | 1000 | N | N | N |
| CIPHERSUITE | 1000 | 1000 | 1000 | Y | N | N |
| CIRCUIT-CODE | 255 | 255 | 255 | Y | N | N |
| COS-RESTRICT | 112500 | 112500 | 112500 | N | Y | N |
| CPSG | 1000 | 1000 | 1000 | Y | Y | N |
| CUST-GRP | 2500 | 2500 | 2500 | N | N | Y |
| CUSTOM-DIAL-PLAN | 10000 | 10000 | 10000 | N | Y | N |
| CUSTOM-DIAL-PLAN-PROFILE | 500 | 500 | 500 | N | N | N |
| DB-THRESHOLDS | 1000 | 1000 | 1000 | N | N | N |
| DB-USAGE | 1000 | 1000 | 1000 | N | N | N |
| DESTINATION | 5000 | 5000 | 5000 | Y | N | N |
| DIAL-PLAN | 1000000 | 1000000 | 1000000 | Y | N | N |
| DIAL-PLAN-PROFILE | 1000 | 1000 | 1000 | Y | N | N |
| DIGIT-MAP | 1000 | 1000 | 1000 | Y | N | N |

Table 2-18 Release 4.5 Local Number Portability Database Usage Defaults - Routing Number (continued)

| Table Name or Noun | Number of Records Before Split NPA | Maximum Record Count | Licensed Record Count | Route CA | Route FSPTC | Route FSAIN |
|------------------------|--|-------------------------|--------------------------|-------------|----------------|----------------|
| DIGMAN-PROFILE | 2700 | 2700 | 2700 | Y | N | N |
| DIGMAN | 13500 | 13500 | 13500 | Y | N | N |
| DN2CUST-GRP | 250000 | 250000 | 250000 | N | N | Y |
| DN2SUBSCRIBER | 225000 | 225000 | 225000 | Y | N | N |
| DPC | 7680 | 7680 | 7680 | Y | Y | Y |
| DS1 | 4200 | 4200 | 4200 | Y | N | N |
| ESS | 255 | 255 | 255 | Y | N | N |
| EXCHANGE-CODE | 5000 | 5000 | 5000 | Y | N | N |
| EXT2SUBSCRIBER | 25000 | 25000 | 25000 | Y | Y | N |
| FEATURE | 1000 | 1000 | 1000 | N | Y | N |
| FEATURE-SERVER | 10 | 10 | 10 | Y | Y | Y |
| H323-GW | 4 | 4 | 4 | Y | N | N |
| H323-GW2GK | 100 | 100 | 100 | Y | N | N |
| H323-TG-PROFILE | 100 | 100 | 100 | Y | N | N |
| HTTP-FEATURE-SERVER | 1 | 1 | 1 | N | Y | N |
| II-RESTRICT-LIST | 2500 | 2500 | 2500 | N | N | Y |
| II-WB-LIST | 14063 | 14063 | 14063 | N | Y | N |
| INTL-DIAL-PLAN | 3000 | 3000 | 3000 | Y | N | N |
| INTL-DIAL-PLAN-PROFILE | 10 | 10 | 10 | Y | N | N |
| INTL-WB-LIST | 112500 | 112500 | 112500 | N | Y | N |
| IPSEC-KERBEROS | 1 | 1 | 1 | Y | N | N |
| IPSEC-KERBEROS-KEYS | 256 | 256 | 256 | Y | N | N |
| IPSEC-POLICY | 1000 | 1000 | 1000 | Y | N | N |
| IPSEC-SA | 256 | 256 | 256 | Y | N | N |
| ISDN-BCHAN | 36000 | 36000 | 36000 | Y | N | N |
| ISDN-DCHAN | 1500 | 1500 | 1500 | Y | N | N |
| ISDN-INTF | 1500 | 1500 | 1500 | Y | N | N |
| ISDN-TG-PROFILE | 250 | 250 | 250 | Y | N | N |
| LATA | 1000 | 1000 | 1000 | Y | Y | N |
| LATA-MAP | 150000 | 150000 | 150000 | Y | Y | N |
| LSA | 30000 | 30000 | 30000 | Y | N | N |
| LSA-PROFILE | 1000 | 1000 | 1000 | N | N | N |
| MAC2SUB | 50000 | 50000 | 50000 | N | Y | N |
| MGCP-RETCODE-ACTION | 2000 | 2000 | 2000 | Y | N | N |
| MGW | 100000 | 100000 | 100000 | Y | N | N |

Table 2-18 Release 4.5 Local Number Portability Database Usage Defaults - Routing Number (continued)

| Table Name or Noun | Number of Records Before Split NPA | Maximum Record Count | Licensed Record Count | Route CA | Route FSPTC | Route FSAIN |
|-----------------------|--|-------------------------|--------------------------|-------------|----------------|----------------|
| MGW-PROFILE | 100 | 100 | 100 | Y | N | N |
| MLHG | 10000 | 10000 | 10000 | Y | Y | N |
| MLHG-PREF-LIST | 1000 | 1000 | 1000 | Y | N | N |
| MLHG-TERMINAL | 50000 | 50000 | 50000 | Y | N | N |
| NATIONAL-WB-LIST | 112500 | 141000 | 141000 | N | Y | N |
| NDC | 50 | 50 | 50 | Y | N | N |
| NOA | 0 | 0 | 0 | N | N | N |
| NOD | 100 | 100 | 100 | N | N | N |
| NOD-RESTRICT-LIST | 1000 | 1000 | 1000 | N | Y | N |
| NOD-WB-LIST | 11250 | 11250 | 11250 | N | Y | N |
| OFFICE-CODE | 50000 | 50000 | 50000 | Y | Y | N |
| OPC | 30 | 30 | 30 | Y | Y | Y |
| POLICY-NXX | 400 | 400 | 400 | Y | N | Y |
| POLICY-ODR | 10000 | 10000 | 10000 | Y | N | Y |
| POLICY-OLI | 100 | 100 | 100 | Y | N | Y |
| POLICY-PERCENT | 400 | 400 | 400 | Y | N | Y |
| POLICY-POP | 12500 | 12500 | 12500 | Y | N | Y |
| POLICY-PREFIX | 10000 | 10000 | 10000 | Y | N | Y |
| POLICY-REGION | 1100 | 1100 | 1100 | Y | N | Y |
| POLICY-TOD | 400 | 400 | 400 | Y | N | Y |
| POP | 255 | 255 | 255 | Y | Y | Y |
| PORTED-OFFICE-CODE | 640000 | 640000 | 640000 | Y | N | N |
| QOS | 1000 | 1000 | 1000 | Y | N | N |
| RADIUS-PROFILE | 20 | 20 | 20 | Y | Y | N |
| REGION-PROFILE | 20000 | 25000 | 25000 | Y | N | Y |
| RELEASE-CAUSE | 10000 | 10000 | 10000 | Y | N | N |
| ROUTE | 2000 | 2000 | 2000 | Y | N | N |
| ROUTE-GUIDE | 1000 | 1000 | 1000 | Y | N | Y |
| ROUTING-KEY | 15360 | 15360 | 15360 | Y | Y | Y |
| RUDP-BACKHAUL-SESSION | 6000 | 6000 | 6000 | Y | N | N |
| SC1D | 30000 | 30000 | 30000 | N | Y | N |
| SC2D | 30000 | 30000 | 30000 | N | Y | N |
| SCCP-NW | 255 | 255 | 255 | N | Y | Y |
| SCCP-ROUTE | 65535 | 65535 | 65535 | N | Y | Y |
| SCTP-ASSOC-PROFILE | 120 | 120 | 120 | Y | Y | Y |

Table 2-18 Release 4.5 Local Number Portability Database Usage Defaults - Routing Number (continued)

| Table Name or Noun | Number of Records Before Split NPA | Maximum Record Count | Licensed Record Count | Route CA | Route FSPTC | Route FSAIN |
|----------------------------|--|-------------------------|--------------------------|-------------|----------------|----------------|
| SCTP-ASSOC | 240 | 240 | 240 | Y | Y | Y |
| SERVICE | 2000 | 2000 | 2000 | N | Y | N |
| SERVICE-PROVIDER | 1000 | 1000 | 1000 | Y | N | N |
| SERVICE-TRIGGER | 20000 | 20000 | 20000 | Y | N | N |
| SERVING-DOMAIN-NAME | 1000 | 1000 | 1000 | Y | N | N |
| SG | 20 | 20 | 20 | Y | Y | Y |
| SG-GRP | 20 | 20 | 20 | Y | Y | Y |
| SGP | 40 | 40 | 40 | Y | Y | Y |
| SLE | 30000 | 30000 | 30000 | N | Y | N |
| SLHR-PROFILE | 16 | 16 | 16 | N | N | N |
| SLHR | 480 | 480 | 480 | N | Y | Y |
| SOFTSW-TG-PROFILE | 100 | 100 | 100 | Y | N | N |
| SPECIAL-CALL-TYPE | 100 | 100 | 100 | Y | N | N |
| SPLIT-NPA | 1100 | 1100 | 1100 | Y | Y | N |
| SS7-CIC | 96000 | 96000 | 96000 | Y | N | N |
| SS7_Q761_TG_PROFILE | 100 | 100 | 100 | Y | N | N |
| SS7_Q767_TG_PROFILE | 100 | 100 | 100 | Y | N | N |
| SS7-ANSI-TG-PROFILE | 100 | 100 | 100 | Y | N | N |
| STATIC-CONTACT | 5000 | 5000 | 5000 | Y | N | N |
| SUBSCRIBER | 150000 | 150000 | 125000 | Y | Y | N |
| SUBSCRIBER-FEATURE-DATA | 900000 | 900000 | 900000 | N | Y | N |
| SUBSCRIBER-PROFILE | 2550 | 2550 | 2550 | Y | Y | N |
| SUBSCRIBER-SERVICE-PROFILE | 1500000 | 1500000 | 1500000 | Y | Y | N |
| SUBSYSTEM-GRP | 16 | 16 | 16 | N | Y | Y |
| SUBSYSTEM | 480 | 480 | 480 | N | Y | Y |
| TECH-PREFIX-GRP | 1000 | 1000 | 1000 | Y | N | N |
| TECH-PREFIX-GRP-PROFILE | 4 | 4 | 4 | Y | N | N |
| TERMINATION | 180000 | 180000 | 180000 | Y | N | N |
| TRIGGER-DETECTION-POINT | 50 | 50 | 50 | N | N | N |
| TRIGGER-ID | 100 | 100 | 100 | N | N | N |
| TRUNK | 100000 | 100000 | 100000 | Y | N | N |
| TRUNK-GRP | 10000 | 10000 | 10000 | Y | N | N |
| TRUNK-GRP-FEATURE-DATA | 1000 | 1000 | 1000 | N | Y | N |
| TRUNK-GRP-SERVICE-PROFILE | 1100 | 1100 | 1100 | Y | Y | N |
| USER-AUTH | 50000 | 50000 | 50000 | Y | N | N |

Table 2-18 Release 4.5 Local Number Portability Database Usage Defaults - Routing Number (continued)

| Table Name or Noun | Number of Records Before Split NPA | Maximum Record Count | Licensed Record Count | Route CA | Route FSPTC | Route FSAIN |
|-----------------------------|--|-------------------------|--------------------------|-------------|----------------|----------------|
| USER-PART-VARIANT | 200 | 200 | 200 | Y | N | N |
| VAR-DEFAULT | 1000 | 1000 | 1000 | N | N | N |
| VSC | 1000 | 1000 | 1000 | N | Y | N |
| WIRETAP | 3000 | 3750 | 3750 | Y | N | N |
| ANI-SCREENING | 15000 | 18800 | 18800 | Y | N | N |
| LNP-PROFILE | 10 | 10 | 10 | Y | Y | Y |
| DN2GN | 100 | 100 | 100 | N | N | Y |
| H323-TERM-PROFILE | 200 | 200 | 200 | Y | N | N |
| H323-TERM | 15000 | 15000 | 15000 | Y | N | N |
| ANI-SCREENING-PROFILE | 1500 | 1500 | 1500 | Y | N | N |
| SIPT-ISUP-VER-ALIAS | 200 | 200 | 200 | Y | N | N |
| TIMEZONE | 400 | 400 | 400 | N | N | N |
| SCRIPT | 1000 | 1000 | 1000 | Y | N | N |
| IVR-SCRIPT-PROFILE | 100 | 100 | 100 | N | Y | Y |
| LANGUAGE | 1000 | 1000 | 1000 | N | N | N |
| AUDIO-SEQ | 1000 | 1000 | 1000 | N | Y | Y |
| AUDIO-SEGMENT | 5000 | 5000 | 5000 | N | Y | Y |
| FEATURE-CONFIG | 1000 | 1000 | 1000 | N | Y | Y |
| FEATURE-CONFIG-BASE | 1000 | 1000 | 1000 | N | N | N |
| FEATURE-CONFIG-BASE-POS-VAL | 1000 | 1000 | 1000 | N | N | N |
| OCB-PROFILE | 26 | 26 | 26 | N | Y | N |
| OCB-K-VALUE | 689 | 689 | 689 | N | Y | N |
| ENUM-PROFILE | 26 | 26 | 26 | Y | N | Y |
| ENUM-CALL-TYPE | 100 | 100 | 100 | Y | N | N |
| DOMAIN2ROUTE | 1000 | 1000 | 1000 | Y | N | N |
| CLLI-CODE | 255 | 255 | 255 | N | N | N |
| SUBSCRIBER-TOD-SCHEDULE | 1500 | 1500 | 1500 | N | Y | N |
| EMERGENCY-NUMBER-LIST | 50 | 50 | 50 | Y | N | N |
| FS-AUDIT-PROFILE | 10 | 10 | 10 | N | Y | Y |
| TRIGGER-NOD-ESCAPE-LIST | 100 | 100 | 100 | Y | N | N |
| GTD-PARM-VALUES | 100 | 100 | 100 | N | N | N |
| AAA-SERVER-GRP | 26 | 26 | 26 | N | Y | N |
| REGION-CODE | 800 | 800 | 800 | Y | N | N |
| ZZZ-CODE | 255 | 255 | 255 | Y | N | N |
| AGGR-PROFILE | 10 | 10 | 10 | Y | N | N |

Table 2-18 Release 4.5 Local Number Portability Database Usage Defaults - Routing Number (continued)

| Table Name or Noun | Number of Records Before Split NPA | Maximum Record Count | Licensed Record Count | Route CA | Route FSPTC | Route FSAIN |
|--------------------|------------------------------------|----------------------|-----------------------|----------|-------------|-------------|
| CALL-SUBTYPE | 1000 | 1000 | 1000 | N | N | N |
| CA-CONFIG-BASE | 1000 | 1000 | 1000 | Y | Y | Y |
| APP-SERVER | 255 | 255 | 255 | Y | Y | N |
| SIP-TIMER-PROFILE | 10 | 10 | 10 | Y | N | N |
| ENUM-ROOT | 10 | 10 | 10 | Y | N | Y |
| SUBSYSTEM-PROFILE | 16 | 16 | 16 | N | Y | Y |
| CALL-TYPE-PROFILE | 100 | 100 | 100 | Y | N | N |
| NOA-ROUTE-PROFILE | 100 | 100 | 100 | Y | N | N |
| NOA-ROUTE | 100 | 100 | 100 | Y | N | N |
| DN2RN | 5000000 | 5000000 | 5000000 | N | N | Y |

Cable8 Database Usage Defaults

Table 2-19 details the predefined defaults for the Database Usage table for a Cable8 configuration in Release 4.5.

Table 2-19 Release 4.5 Cable8 Database Usage Defaults

| Table Name or Noun | Number of Records Before Split NPA | Maximum Record Count | Licensed Record Count | Route CA | Route FSPTC | Route FSAIN |
|-----------------------|------------------------------------|----------------------|-----------------------|----------|-------------|-------------|
| AAA-SERVER-GRP | 100 | 100 | 100 | N | Y | N |
| ACTIVITY | 100 | 100 | 100 | Y | Y | Y |
| AGGR | 2100 | 2100 | 2100 | Y | N | N |
| AGGR-PROFILE | 10 | 10 | 10 | Y | N | N |
| ANI | 400000 | 400000 | 400000 | N | Y | N |
| ANI-SCREENING | 15000 | 18800 | 18800 | Y | N | N |
| ANI-SCREENING-PROFILE | 1500 | 1500 | 1500 | Y | N | N |
| ANI-WB-LIST | 25000 | 31250 | 31250 | N | N | Y |
| ANNC-TG-PROFILE | 100 | 100 | 100 | Y | N | N |
| ANNC-TRUNK | 24000 | 24000 | 24000 | Y | N | N |
| ANNOUNCEMENT | 1000 | 1000 | 1000 | Y | N | N |
| AOR2SUB | 10000 | 10000 | 10000 | Y | N | N |
| APP-SERVER | 1000 | 1000 | 1000 | Y | Y | N |
| AUDIO-SEGMENT | 5000 | 5000 | 5000 | N | Y | Y |
| AUDIO-SEQ | 1000 | 1000 | 1000 | N | Y | Y |
| AUTH-CODE | 250000 | 250000 | 250000 | N | Y | N |

Table 2-19 Release 4.5 Cable8 Database Usage Defaults (continued)

| Table Name or Noun | Number of Records Before Split NPA | Maximum Record Count | Licensed Record Count | Route CA | Route FSPTC | Route FSAIN |
|--------------------------|--|-------------------------|--------------------------|-------------|----------------|----------------|
| AUTH-CODE-GRP | 25000 | 25000 | 25000 | N | Y | N |
| AUTH-REALM | 1000 | 1000 | 1000 | Y | N | N |
| BACKHAUL-SET | 1500 | 1500 | 1500 | Y | N | N |
| CA-CONFIG | 1000 | 1000 | 1000 | Y | Y | Y |
| CALL-AGENT | 10 | 10 | 10 | Y | Y | Y |
| CALL-AGENT-PROFILE | 10 | 10 | 10 | Y | Y | Y |
| CALL-CTRL-ROUTE | 15360 | 15360 | 15360 | Y | N | N |
| CARRIER | 10000 | 10000 | 10000 | Y | N | N |
| CAS-TG-PROFILE | 100 | 100 | 100 | Y | N | N |
| CASUAL-WB-LIST | 187500 | 187500 | 187500 | N | Y | N |
| CAUSE-CODE-MAP | 2000 | 2000 | 2000 | Y | N | N |
| CAUSE-CODE-MAP-PROFILE | 100 | 100 | 100 | Y | N | N |
| CENTREX-GRP | 1000 | 1000 | 1000 | Y | Y | N |
| CHANGED-NUMBER | 3750 | 5000 | 5000 | Y | N | N |
| CIPHERSUITE | 2100 | 2100 | 2100 | Y | N | N |
| CIPHERSUITE-PROFILE | 2100 | 2100 | 2100 | N | N | N |
| CIRCUIT-CODE | 1000 | 1000 | 1000 | Y | N | N |
| CLLI-CODE | 1000 | 1000 | 1000 | N | N | N |
| COS-RESTRICT | 187500 | 187500 | 187500 | N | Y | N |
| CPSG | 2000 | 2000 | 2000 | Y | Y | N |
| CUST-GRP | 2500 | 2500 | 2500 | N | N | Y |
| CUSTOM-DIAL-PLAN | 20000 | 20000 | 20000 | N | Y | N |
| CUSTOM-DIAL-PLAN-PROFILE | 1000 | 1000 | 1000 | N | N | N |
| DESTINATION | 10000 | 10000 | 10000 | Y | N | N |
| DIAL-PLAN | 1000000 | 1000000 | 1000000 | Y | N | N |
| DIAL-PLAN-PROFILE | 1000 | 1000 | 1000 | Y | N | N |
| DIGIT-MAP | 2000 | 2000 | 2000 | Y | N | N |
| DIGMAN | 16000 | 16000 | 16000 | Y | N | N |
| DIGMAN-PROFILE | 3200 | 3200 | 3200 | Y | N | N |
| DN2CUST-GRP | 250000 | 250000 | 250000 | N | N | Y |
| DN2GN | 100 | 100 | 100 | N | N | Y |
| DN2SUBSCRIBER | 375000 | 375000 | 375000 | Y | N | N |
| DOMAIN2ROUTE | 1000 | 1000 | 1000 | Y | N | N |
| DPC | 7680 | 7680 | 7680 | Y | Y | Y |
| DS1 | 5000 | 5000 | 5000 | Y | N | N |

Table 2-19 Release 4.5 Cable8 Database Usage Defaults (continued)

| Table Name or Noun | Number of Records Before Split NPA | Maximum Record Count | Licensed Record Count | Route CA | Route FSPTC | Route FSAIN |
|------------------------|--|-------------------------|--------------------------|-------------|----------------|----------------|
| EMERGENCY-NUMBER-LIST | 50 | 50 | 50 | Y | N | N |
| ENUM-CALL-TYPE | 100 | 100 | 100 | Y | N | N |
| ENUM-PROFILE | 100 | 100 | 100 | Y | N | Y |
| ESS | 1000 | 1000 | 1000 | Y | N | N |
| EXCHANGE-CODE | 64000 | 64000 | 64000 | Y | N | N |
| EXT2SUBSCRIBER | 50000 | 50000 | 50000 | Y | Y | N |
| FEATURE | 1000 | 1000 | 1000 | N | Y | N |
| FEATURE-CONFIG | 1000 | 1000 | 1000 | N | Y | Y |
| FEATURE-SERVER | 10 | 10 | 10 | Y | Y | Y |
| FS-AUDIT-PROFILE | 10 | 10 | 10 | N | Y | Y |
| H323-GW | 4 | 4 | 4 | Y | N | N |
| H323-GW2GK | 100 | 100 | 100 | Y | N | N |
| H323-TERM | 250 | 250 | 250 | Y | N | N |
| H323-TERM-PROFILE | 200 | 200 | 200 | Y | N | N |
| H323-TG-PROFILE | 100 | 100 | 100 | Y | N | N |
| HTTP-FEATURE-SERVER | 1 | 1 | 1 | N | Y | N |
| II-RESTRICT-LIST | 2500 | 2500 | 2500 | N | N | Y |
| II-WB-LIST | 23438 | 23438 | 23438 | N | Y | N |
| INTL-DIAL-PLAN | 60000 | 60000 | 60000 | Y | N | N |
| INTL-DIAL-PLAN-PROFILE | 200 | 200 | 200 | Y | N | N |
| INTL-WB-LIST | 187500 | 187500 | 187500 | N | Y | N |
| IPSEC-KERBEROS | 1 | 1 | 1 | Y | N | N |
| IPSEC-KERBEROS-KEYS | 256 | 256 | 256 | Y | N | N |
| IPSEC-POLICY | 2100 | 2100 | 2100 | Y | N | N |
| IPSEC-SA | 256 | 256 | 256 | Y | N | N |
| ISDN-BCHAN | 36000 | 36000 | 36000 | Y | N | N |
| ISDN-DCHAN | 1500 | 1500 | 1500 | Y | N | N |
| ISDN-INTF | 1500 | 1500 | 1500 | Y | N | N |
| ISDN-TG-PROFILE | 250 | 250 | 250 | Y | N | N |
| IVR-SCRIPT-PROFILE | 100 | 100 | 100 | N | Y | Y |
| LANGUAGE | 1000 | 1000 | 1000 | N | N | N |
| LATA | 1000 | 1000 | 1000 | Y | Y | N |
| LATA-MAP | 150000 | 150000 | 150000 | Y | Y | N |
| LNP-PROFILE | 10 | 10 | 10 | Y | Y | Y |
| LSA | 30000 | 30000 | 30000 | Y | N | N |

Table 2-19 Release 4.5 Cable8 Database Usage Defaults (continued)

| Table Name or Noun | Number of Records Before Split NPA | Maximum Record Count | Licensed Record Count | Route CA | Route FSPTC | Route FSAIN |
|-----------------------|--|-------------------------|--------------------------|-------------|----------------|----------------|
| LSA-PROFILE | 1000 | 1000 | 1000 | N | N | N |
| MAC2SUB | 10000 | 10000 | 10000 | N | Y | N |
| MGCP-RETCODE-ACTION | 2000 | 2000 | 2000 | Y | N | N |
| MGW | 210000 | 210000 | 210000 | Y | N | N |
| MGW-PROFILE | 100 | 100 | 100 | Y | N | N |
| MLHG | 20000 | 20000 | 20000 | Y | Y | N |
| MLHG-PREF-LIST | 2000 | 2000 | 2000 | Y | N | N |
| MLHG-TERMINAL | 100000 | 100000 | 100000 | Y | N | N |
| NATIONAL-WB-LIST | 187500 | 235000 | 235000 | N | Y | N |
| NDC | 800 | 800 | 800 | Y | N | N |
| NOD-RESTRICT-LIST | 1000 | 1000 | 1000 | N | Y | N |
| NOD-WB-LIST | 18750 | 18750 | 18750 | N | Y | N |
| OCB-K-VALUE | 2700 | 2700 | 2700 | N | Y | N |
| OCB-PROFILE | 100 | 100 | 100 | N | Y | N |
| OFFICE-CODE | 200000 | 200000 | 200000 | Y | Y | N |
| OPC | 30 | 30 | 30 | Y | Y | Y |
| POLICY-NXX | 400 | 400 | 400 | Y | N | Y |
| POLICY-ODR | 10000 | 10000 | 10000 | Y | N | Y |
| POLICY-OLI | 100 | 100 | 100 | Y | N | Y |
| POLICY-PERCENT | 400 | 400 | 400 | Y | N | Y |
| POLICY-POP | 25000 | 25000 | 25000 | Y | N | Y |
| POLICY-PREFIX | 10000 | 10000 | 10000 | Y | N | Y |
| POLICY-REGION | 1100 | 1100 | 1100 | Y | N | Y |
| POLICY-TOD | 400 | 400 | 400 | Y | N | Y |
| POP | 1000 | 1000 | 1000 | Y | Y | Y |
| PORTED-OFFICE-CODE | 640000 | 640000 | 640000 | Y | N | N |
| QOS | 2100 | 2100 | 2100 | Y | N | N |
| RADIUS-PROFILE | 20 | 20 | 20 | Y | Y | N |
| REGION-CODE | 800 | 800 | 800 | Y | N | N |
| REGION-PROFILE | 20000 | 25000 | 25000 | Y | N | Y |
| RELEASE-CAUSE | 10000 | 10000 | 10000 | Y | N | N |
| ROUTE | 2000 | 2000 | 2000 | Y | N | N |
| ROUTE-GUIDE | 1000 | 1000 | 1000 | Y | N | Y |
| ROUTING-KEY | 15360 | 15360 | 15360 | Y | Y | Y |
| RUDP-BACKHAUL-SESSION | 6000 | 6000 | 6000 | Y | N | N |

Table 2-19 Release 4.5 Cable8 Database Usage Defaults (continued)

| Table Name or Noun | Number of Records Before Split NPA | Maximum Record Count | Licensed Record Count | Route CA | Route FSPTC | Route FSAIN |
|----------------------------|--|-------------------------|--------------------------|-------------|----------------|----------------|
| SC1D | 50000 | 50000 | 50000 | N | Y | N |
| SC2D | 2500 | 2500 | 2500 | N | Y | N |
| SCCP-NW | 255 | 255 | 255 | N | Y | Y |
| SCCP-ROUTE | 65535 | 65535 | 65535 | N | Y | Y |
| SCRIPT | 1000 | 1000 | 1000 | Y | N | N |
| SCTP-ASSOC | 240 | 240 | 240 | Y | Y | Y |
| SCTP-ASSOC-PROFILE | 120 | 120 | 120 | Y | Y | Y |
| SERVICE | 2000 | 2000 | 2000 | N | Y | N |
| SERVICE-PROVIDER | 10 | 10 | 10 | Y | N | N |
| SERVICE-TRIGGER | 20000 | 20000 | 20000 | Y | N | N |
| SERVING-DOMAIN-NAME | 1000 | 1000 | 1000 | Y | N | N |
| SG | 20 | 20 | 20 | Y | Y | Y |
| SG-GRP | 20 | 20 | 20 | Y | Y | Y |
| SGP | 40 | 40 | 40 | Y | Y | Y |
| SIP-TIMER-PROFILE | 10 | 10 | 10 | Y | N | N |
| SIPT-ISUP-VER-ALIAS | 200 | 200 | 200 | Y | N | N |
| SLE | 50000 | 50000 | 50000 | N | Y | N |
| SLHR | 480 | 480 | 480 | N | Y | Y |
| SLHR-PROFILE | 16 | 16 | 16 | N | N | N |
| SOFTSW-TG-PROFILE | 100 | 100 | 100 | Y | N | N |
| SPECIAL-CALL-TYPE | 100 | 100 | 100 | Y | N | N |
| SPLIT-NPA | 1100 | 1100 | 1100 | Y | Y | N |
| SS7_Q761_TG_PROFILE | 100 | 100 | 100 | Y | N | N |
| SS7_Q767_TG_PROFILE | 100 | 100 | 100 | Y | N | N |
| SS7-ANSI-TG-PROFILE | 100 | 100 | 100 | Y | N | N |
| SS7-CIC | 60000 | 60000 | 60000 | Y | N | N |
| STATIC-CONTACT | 1000 | 1000 | 1000 | Y | N | N |
| SUBSCRIBER | 250000 | 250000 | 250000 | Y | Y | N |
| SUBSCRIBER-FEATURE-DATA | 1500000 | 1500000 | 1500000 | N | Y | N |
| SUBSCRIBER-PROFILE | 10000 | 10000 | 10000 | Y | Y | N |
| SUBSCRIBER-SERVICE-PROFILE | 1250000 | 1250000 | 1250000 | Y | Y | N |
| SUBSCRIBER-TOD-SCHEDULE | 2500 | 2500 | 2500 | N | Y | N |
| SUBSYSTEM | 480 | 480 | 480 | N | Y | Y |
| SUBSYSTEM-GRP | 16 | 16 | 16 | N | Y | Y |
| TECH-PREFIX-GRP | 10 | 10 | 10 | Y | N | N |

Table 2-19 Release 4.5 Cable8 Database Usage Defaults (continued)

| Table Name or Noun | Number of Records Before Split NPA | Maximum Record Count | Licensed Record Count | Route CA | Route FSPTC | Route FSAIN |
|---------------------------|--|-------------------------|--------------------------|-------------|----------------|----------------|
| TECH-PREFIX-GRP-PROFILE | 4 | 4 | 4 | Y | N | N |
| TERMINATION | 370000 | 370000 | 370000 | Y | N | N |
| TRIGGER-NOD-ESCAPE-LIST | 100 | 100 | 100 | Y | N | N |
| TRUNK | 120000 | 120000 | 120000 | Y | N | N |
| TRUNK-GRP | 10000 | 10000 | 10000 | Y | N | N |
| TRUNK-GRP-FEATURE-DATA | 1000 | 1000 | 1000 | N | Y | N |
| TRUNK-GRP-SERVICE-PROFILE | 1100 | 1100 | 1100 | Y | Y | N |
| USER-AUTH | 10000 | 10000 | 10000 | Y | N | N |
| USER-PART-VARIANT | 200 | 200 | 200 | Y | N | N |
| VSC | 1000 | 1000 | 1000 | N | Y | N |
| WIRETAP | 5000 | 6250 | 6250 | Y | N | N |
| ZZZ-CODE | 1000 | 1000 | 1000 | Y | N | N |

Release 4.5.1

This section describes the Database Usage tables for small, medium, routeserver, LNP and Cable8 configurations in Release 4.5.1.

Small Configuration Database Usage Defaults

[Table 2-20](#) details the predefined defaults for the Database Usage table for a small configuration in Release 4.5.1.

Table 2-20 Release 4.5.1 Small Configuration Database Usage Defaults

| Table Name or Noun | Number of Records Before Split-NPA | Maximum Record Count | Licensed Record Count | Route CA | Route FSPTC | Route FSAIN |
|-----------------------|---|----------------------------|-----------------------------|-------------|----------------|----------------|
| AAA-SERVER-GRP | 1 | 1 | 1 | N | Y | N |
| ACTIVITY | 100 | 100 | 100 | Y | Y | Y |
| ACTIVITY-BASE | 100 | 100 | 100 | N | N | N |
| AGGR | 380 | 380 | 380 | Y | N | N |
| AGGR-PROFILE | 10 | 10 | 10 | Y | N | N |
| ANI | 100000 | 100000 | 100000 | N | Y | N |
| ANI-SCREENING | 1000 | 1300 | 1300 | Y | N | N |
| ANI-SCREENING-PROFILE | 100 | 100 | 100 | Y | N | N |

Table 2-20 Release 4.5.1 Small Configuration Database Usage Defaults (continued)

| Table Name or Noun | Number of Records Before Split-NPA | Maximum Record Count | Licensed Record Count | Route CA | Route FSPTC | Route FSAIN |
|------------------------|---|----------------------------|-----------------------------|-------------|----------------|----------------|
| ANI-WB-LIST | 5000 | 6250 | 6250 | N | N | Y |
| ANNC-TG-PROFILE | 100 | 100 | 100 | Y | N | N |
| ANNC-TRUNK | 240 | 240 | 240 | Y | N | N |
| ANNOUNCEMENT | 1000 | 1000 | 1000 | Y | N | N |
| AOR2SUB | 22500 | 22500 | 22500 | Y | N | N |
| APP-SERVER | 10 | 10 | 10 | Y | Y | N |
| AUDIO-SEGMENT | 5000 | 5000 | 5000 | N | Y | Y |
| AUDIO-SEQ | 1000 | 1000 | 1000 | N | Y | Y |
| AUTH-CODE | 50000 | 50000 | 50000 | N | Y | N |
| AUTH-CODE-GRP | 5000 | 5000 | 5000 | N | Y | N |
| AUTH-REALM | 1000 | 1000 | 1000 | Y | N | N |
| BACKHAUL-SET | 100 | 100 | 100 | Y | N | N |
| CA-CONFIG | 1000 | 1000 | 1000 | Y | Y | Y |
| CA-CONFIG-BASE | 1000 | 1000 | 1000 | Y | Y | Y |
| CALL-AGENT | 10 | 10 | 10 | Y | Y | Y |
| CALL-AGENT-PROFILE | 10 | 10 | 10 | Y | Y | Y |
| CALL-CTRL-ROUTE | 4096 | 4096 | 4096 | Y | N | N |
| CALL-SUBTYPE | 1000 | 1000 | 1000 | N | N | N |
| CALL-TYPE | 100 | 100 | 100 | N | N | N |
| CALL-TYPE-PROFILE | 100 | 100 | 100 | Y | N | N |
| CARRIER | 10000 | 10000 | 10000 | Y | N | N |
| CAS-TG-PROFILE | 100 | 100 | 100 | Y | N | N |
| CASUAL-WB-LIST | 33750 | 33750 | 33750 | N | Y | N |
| CAUSE-CODE-MAP | 2000 | 2000 | 2000 | Y | N | N |
| CAUSE-CODE-MAP-PROFILE | 100 | 100 | 100 | Y | N | N |
| CENTREX-GRP | 100 | 100 | 100 | Y | Y | N |
| CHANGED-NUMBER | 675 | 1000 | 1000 | Y | N | N |
| CIPHERSUITE | 380 | 380 | 380 | Y | N | N |
| CIPHERSUITE-PROFILE | 380 | 380 | 380 | N | N | N |
| CIRCUIT-CODE | 10 | 10 | 10 | Y | N | N |
| CLLI-CODE | 10 | 10 | 10 | N | N | N |
| COS-RESTRICT | 33750 | 33750 | 33750 | N | Y | N |
| CPSG | 200 | 200 | 200 | Y | Y | N |
| CUST-GRP | 500 | 500 | 500 | N | N | Y |

Table 2-20 Release 4.5.1 Small Configuration Database Usage Defaults (continued)

| Table Name or Noun | Number of Records Before Split-NPA | Maximum Record Count | Licensed Record Count | Route CA | Route FSPTC | Route FSAIN |
|-----------------------------|---|----------------------------|-----------------------------|-------------|----------------|----------------|
| CUSTOM-DIAL-PLAN | 2000 | 2000 | 2000 | N | Y | N |
| CUSTOM-DIAL-PLAN-PROFILE | 100 | 100 | 100 | N | N | N |
| DB-THRESHOLDS | 1000 | 1000 | 1000 | N | N | N |
| DB-USAGE | 1000 | 1000 | 1000 | N | N | N |
| DESTINATION | 500 | 500 | 500 | Y | N | N |
| DIAL-PLAN | 200000 | 200000 | 200000 | Y | N | N |
| DIAL-PLAN-PROFILE | 200 | 200 | 200 | Y | N | N |
| DIGIT-MAP | 110 | 110 | 110 | Y | N | N |
| DIGMAN | 2175 | 2175 | 2175 | Y | N | N |
| DIGMAN-PROFILE | 435 | 435 | 435 | Y | N | N |
| DN2CUST-GRP | 50000 | 50000 | 50000 | N | N | Y |
| DN2GN | 100 | 100 | 100 | N | N | Y |
| DN2RN | 100 | 100 | 100 | N | N | Y |
| DN2SUBSCRIBER | 67500 | 67500 | 67500 | Y | N | N |
| DOMAIN2ROUTE | 1000 | 1000 | 1000 | Y | N | N |
| DPC | 2048 | 2048 | 2048 | Y | Y | Y |
| DS1 | 800 | 800 | 800 | Y | N | N |
| EMERGENCY-NUMBER-LIST | 50 | 50 | 50 | Y | N | N |
| ENUM-CALL-TYPE | 100 | 100 | 100 | Y | N | N |
| ENUM-PROFILE | 1 | 1 | 1 | Y | N | Y |
| ENUM-ROOT | 10 | 10 | 10 | Y | N | Y |
| ESS | 10 | 10 | 10 | Y | N | N |
| EXCHANGE-CODE | 5000 | 5000 | 5000 | Y | N | N |
| EXT2SUBSCRIBER | 5000 | 5000 | 5000 | Y | Y | N |
| FEATURE | 1000 | 1000 | 1000 | N | Y | N |
| FEATURE-CONFIG | 1000 | 1000 | 1000 | N | Y | Y |
| FEATURE-CONFIG-BASE | 1000 | 1000 | 1000 | N | N | N |
| FEATURE-CONFIG-BASE-POS-VAL | 1000 | 1000 | 1000 | N | N | N |
| FEATURE-SERVER | 10 | 10 | 10 | Y | Y | Y |
| FS-AUDIT-PROFILE | 10 | 10 | 10 | N | Y | Y |
| GTD-PARM-VALUES | 100 | 100 | 100 | N | N | N |
| H323-GW | 4 | 4 | 4 | Y | N | N |
| H323-GW2GK | 100 | 100 | 100 | Y | N | N |
| H323-TERM | 4500 | 4500 | 4500 | Y | N | N |

Table 2-20 Release 4.5.1 Small Configuration Database Usage Defaults (continued)

| Table Name or Noun | Number of Records Before Split-NPA | Maximum Record Count | Licensed Record Count | Route CA | Route FSPTC | Route FSAIN |
|------------------------|---|----------------------------|-----------------------------|-------------|----------------|----------------|
| H323-TERM-PROFILE | 200 | 200 | 200 | Y | N | N |
| H323-TG-PROFILE | 100 | 100 | 100 | Y | N | N |
| HTTP-FEATURE-SERVER | 1 | 1 | 1 | N | Y | N |
| II-RESTRICT-LIST | 500 | 500 | 500 | N | N | Y |
| II-WB-LIST | 4219 | 4219 | 4219 | N | Y | N |
| INTL-DIAL-PLAN | 1200 | 1200 | 1200 | Y | N | N |
| INTL-DIAL-PLAN-PROFILE | 4 | 4 | 4 | Y | N | N |
| INTL-WB-LIST | 33750 | 33750 | 33750 | N | Y | N |
| IPSEC-KERBEROS | 1 | 1 | 1 | Y | N | N |
| IPSEC-KERBEROS-KEYS | 256 | 256 | 256 | Y | N | N |
| IPSEC-POLICY | 380 | 380 | 380 | Y | N | N |
| IPSEC-SA | 256 | 256 | 256 | Y | N | N |
| ISDN-BCHAN | 2400 | 2400 | 2400 | Y | N | N |
| ISDN-DCHAN | 100 | 100 | 100 | Y | N | N |
| ISDN-INTF | 100 | 100 | 100 | Y | N | N |
| ISDN-TG-PROFILE | 100 | 100 | 100 | Y | N | N |
| IVR-SCRIPT-PROFILE | 100 | 100 | 100 | N | Y | Y |
| LANGUAGE | 1000 | 1000 | 1000 | N | N | N |
| LATA | 1000 | 1000 | 1000 | Y | Y | N |
| LATA-MAP | 150000 | 150000 | 150000 | Y | Y | N |
| LNP-PROFILE | 10 | 10 | 10 | Y | Y | Y |
| LSA | 30000 | 30000 | 30000 | Y | N | N |
| LSA-PROFILE | 1000 | 1000 | 1000 | N | N | N |
| MAC2SUB | 22500 | 22500 | 22500 | N | Y | N |
| MGCP-RETCODE-ACTION | 2000 | 2000 | 2000 | Y | N | N |
| MGW | 38000 | 38000 | 38000 | Y | N | N |
| MGW-PROFILE | 100 | 100 | 100 | Y | N | N |
| MLHG | 100 | 100 | 100 | Y | Y | N |
| MLHG-PREF-LIST | 10 | 10 | 10 | Y | N | N |
| MLHG-TERMINAL | 500 | 500 | 500 | Y | N | N |
| NATIONAL-WB-LIST | 33750 | 43000 | 43000 | N | Y | N |
| NDC | 50 | 50 | 50 | Y | N | N |
| NOA | 0 | 0 | 0 | N | N | N |
| NOA-ROUTE | 100 | 100 | 100 | Y | N | N |

Table 2-20 Release 4.5.1 Small Configuration Database Usage Defaults (continued)

| Table Name or Noun | Number of Records Before Split-NPA | Maximum Record Count | Licensed Record Count | Route CA | Route FSPTC | Route FSAIN |
|-----------------------|---|----------------------------|-----------------------------|-------------|----------------|----------------|
| NOA-ROUTE-PROFILE | 100 | 100 | 100 | Y | N | N |
| NOD | 100 | 100 | 100 | N | N | N |
| NOD-RESTRICT-LIST | 1000 | 1000 | 1000 | N | Y | N |
| NOD-WB-LIST | 3375 | 3375 | 3375 | N | Y | N |
| OCB-K-VALUE | 27 | 27 | 27 | N | Y | N |
| OCB-PROFILE | 1 | 1 | 1 | N | Y | N |
| OFFICE-CODE | 50000 | 50000 | 50000 | Y | Y | N |
| OPC | 8 | 8 | 30 | Y | Y | Y |
| POLICY-NXX | 100 | 100 | 100 | Y | N | Y |
| POLICY-ODR | 2500 | 2500 | 2500 | Y | N | Y |
| POLICY-OLI | 25 | 25 | 25 | Y | N | Y |
| POLICY-PERCENT | 100 | 100 | 100 | Y | N | Y |
| POLICY-POP | 125 | 125 | 125 | Y | N | Y |
| POLICY-PREFIX | 10000 | 10000 | 10000 | Y | N | Y |
| POLICY-REGION | 275 | 275 | 275 | Y | N | Y |
| POLICY-TOD | 100 | 100 | 100 | Y | N | Y |
| POP | 10 | 10 | 10 | Y | Y | Y |
| PORTED-OFFICE-CODE | 120000 | 120000 | 120000 | Y | N | N |
| QOS | 380 | 380 | 380 | Y | N | N |
| RADIUS-PROFILE | 20 | 20 | 20 | Y | Y | N |
| REGION-CODE | 800 | 800 | 800 | Y | N | N |
| REGION-PROFILE | 5000 | 7000 | 7000 | Y | N | Y |
| RELEASE-CAUSE | 10000 | 10000 | 10000 | Y | N | N |
| ROUTE | 250 | 250 | 250 | Y | N | N |
| ROUTE-GUIDE | 250 | 250 | 250 | Y | N | Y |
| ROUTING-KEY | 4096 | 4096 | 4096 | Y | Y | Y |
| RUDP-BACKHAUL-SESSION | 400 | 400 | 400 | Y | N | N |
| SC1D | 9000 | 9000 | 9000 | N | Y | N |
| SC2D | 9000 | 9000 | 9000 | N | Y | N |
| SCCP-NW | 255 | 255 | 255 | N | Y | Y |
| SCCP-ROUTE | 65535 | 65535 | 65535 | N | Y | Y |
| SCRIPT | 1000 | 1000 | 1000 | Y | N | N |
| SCTP-ASSOC | 240 | 240 | 240 | Y | Y | Y |
| SCTP-ASSOC-PROFILE | 120 | 120 | 120 | Y | Y | Y |

Table 2-20 Release 4.5.1 Small Configuration Database Usage Defaults (continued)

| Table Name or Noun | Number of Records Before Split-NPA | Maximum Record Count | Licensed Record Count | Route CA | Route FSPTC | Route FSAIN |
|----------------------------|------------------------------------|----------------------|-----------------------|----------|-------------|-------------|
| SERVICE | 2000 | 2000 | 2000 | N | Y | N |
| SERVICE-PROVIDER | 100 | 100 | 100 | Y | N | N |
| SERVICE-TRIGGER | 20000 | 20000 | 20000 | Y | N | N |
| SERVING-DOMAIN-NAME | 1000 | 1000 | 1000 | Y | N | N |
| SG | 20 | 20 | 20 | Y | Y | Y |
| SG-GRP | 20 | 20 | 20 | Y | Y | Y |
| SGP | 40 | 40 | 40 | Y | Y | Y |
| SIP-TIMER-PROFILE | 10 | 10 | 10 | Y | N | N |
| SIPT-ISUP-VER-ALIAS | 200 | 200 | 200 | Y | N | N |
| SLE | 9000 | 9000 | 9000 | N | Y | N |
| SLHR | 128 | 128 | 128 | N | Y | Y |
| SLHR-PROFILE | 16 | 16 | 16 | N | N | N |
| SOFTSW-TG-PROFILE | 100 | 100 | 100 | Y | N | N |
| SPECIAL-CALL-TYPE | 100 | 100 | 100 | Y | N | N |
| SPLIT-NPA | 1100 | 1100 | 1100 | Y | Y | N |
| SS7_Q761_TG_PROFILE | 100 | 100 | 100 | Y | N | N |
| SS7_Q767_TG_PROFILE | 100 | 100 | 100 | Y | N | N |
| SS7-ANSI-TG-PROFILE | 100 | 100 | 100 | Y | N | N |
| SS7-CIC | 18000 | 18000 | 18000 | Y | N | N |
| STATIC-CONTACT | 2250 | 2250 | 2250 | Y | N | N |
| SUBSCRIBER | 45000 | 45000 | 45000 | Y | Y | N |
| SUBSCRIBER-FEATURE-DATA | 270000 | 270000 | 270000 | N | Y | N |
| SUBSCRIBER-PROFILE | 100 | 100 | 100 | Y | Y | N |
| SUBSCRIBER-SERVICE-PROFILE | 225000 | 225000 | 225000 | Y | Y | N |
| SUBSCRIBER-TOD-SCHEDULE | 450 | 450 | 450 | N | Y | N |
| SUBSYSTEM | 128 | 128 | 128 | N | Y | Y |
| SUBSYSTEM-GRP | 16 | 16 | 16 | N | Y | Y |
| SUBSYSTEM-PROFILE | 16 | 16 | 16 | N | Y | Y |
| TECH-PREFIX-GRP | 110 | 110 | 110 | Y | N | N |
| TECH-PREFIX-GRP-PROFILE | 4 | 4 | 4 | Y | N | N |
| TERMINATION | 60000 | 60000 | 60000 | Y | N | N |
| TIMEZONE | 400 | 400 | 400 | N | N | N |
| TRIGGER-DETECTION-POINT | 50 | 50 | 50 | N | N | N |
| TRIGGER-ID | 100 | 100 | 100 | N | N | N |

Table 2-20 Release 4.5.1 Small Configuration Database Usage Defaults (continued)

| Table Name or Noun | Number of Records Before Split-NPA | Maximum Record Count | Licensed Record Count | Route CA | Route FSPTC | Route FSAIN |
|---------------------------|---|----------------------------|-----------------------------|-------------|----------------|----------------|
| TRIGGER-NOD-ESCAPE-LIST | 100 | 100 | 100 | Y | N | N |
| TRUNK | 24000 | 24000 | 24000 | Y | N | N |
| TRUNK-GRP | 1000 | 1000 | 1000 | Y | N | N |
| TRUNK-GRP-FEATURE-DATA | 100 | 100 | 100 | N | Y | N |
| TRUNK-GRP-SERVICE-PROFILE | 110 | 110 | 110 | Y | Y | N |
| USER-AUTH | 22500 | 22500 | 22500 | Y | N | N |
| USER-PART-VARIANT | 200 | 200 | 200 | Y | N | N |
| VAR-DEFAULT | 1000 | 1000 | 1000 | N | N | N |
| VSC | 1000 | 1000 | 1000 | N | Y | N |
| WIRETAP | 900 | 1125 | 1125 | Y | N | N |
| ZZZ-CODE | 10 | 10 | 10 | Y | N | N |

Medium Configuration Database Usage Defaults

[Table 2-21](#) details the predefined defaults for the Database Usage table for a medium configuration in Release 4.5.1.

Table 2-21 Release 4.5.1 Medium Configuration Database Usage Defaults

| Table Name or Noun | Number of Records Before Split-NPA | Maximum Record Count | Licensed Record Count | Route CA | Route FSPTC | Route FSAIN |
|-----------------------|---|----------------------------|-----------------------------|-------------|----------------|----------------|
| AAA-SERVER-GRP | 50 | 50 | 50 | N | Y | N |
| ACTIVITY | 100 | 100 | 100 | Y | Y | Y |
| ACTIVITY-BASE | 100 | 100 | 100 | N | N | N |
| AGGR | 3000 | 3000 | 3000 | Y | N | N |
| AGGR-PROFILE | 10 | 10 | 10 | Y | N | N |
| ANI | 400000 | 400000 | 400000 | N | Y | N |
| ANI-SCREENING | 15000 | 18800 | 18800 | Y | N | N |
| ANI-SCREENING-PROFILE | 1500 | 1500 | 1500 | Y | N | N |
| ANI-WB-LIST | 25000 | 31250 | 31250 | N | N | Y |
| ANNC-TG-PROFILE | 100 | 100 | 100 | Y | N | N |
| ANNC-TRUNK | 12000 | 12000 | 12000 | Y | N | N |
| ANNOUNCEMENT | 1000 | 1000 | 1000 | Y | N | N |
| AOR2SUB | 50000 | 50000 | 50000 | Y | N | N |

Table 2-21 Release 4.5.1 Medium Configuration Database Usage Defaults (continued)

| Table Name or Noun | Number of Records Before Split-NPA | Maximum Record Count | Licensed Record Count | Route CA | Route FSPTC | Route FSAIN |
|--------------------------|---|----------------------------|-----------------------------|-------------|----------------|----------------|
| APP-SERVER | 500 | 500 | 500 | Y | Y | N |
| AUDIO-SEGMENT | 5000 | 5000 | 5000 | N | Y | Y |
| AUDIO-SEQ | 1000 | 1000 | 1000 | N | Y | Y |
| AUTH-CODE | 250000 | 250000 | 250000 | N | Y | N |
| AUTH-CODE-GRP | 25000 | 25000 | 25000 | N | Y | N |
| AUTH-REALM | 1000 | 1000 | 1000 | Y | N | N |
| BACKHAUL-SET | 2500 | 2500 | 2500 | Y | N | N |
| CA-CONFIG | 1000 | 1000 | 1000 | Y | Y | Y |
| CA-CONFIG-BASE | 1000 | 1000 | 1000 | Y | Y | Y |
| CALL-AGENT | 10 | 10 | 10 | Y | Y | Y |
| CALL-AGENT-PROFILE | 10 | 10 | 10 | Y | Y | Y |
| CALL-CTRL-ROUTE | 15360 | 15360 | 15360 | Y | N | N |
| CALL-SUBTYPE | 1000 | 1000 | 1000 | N | N | N |
| CALL-TYPE | 100 | 100 | 100 | N | N | N |
| CALL-TYPE-PROFILE | 100 | 100 | 100 | Y | N | N |
| CARRIER | 10000 | 10000 | 10000 | Y | N | N |
| CAS-TG-PROFILE | 100 | 100 | 100 | Y | N | N |
| CASUAL-WB-LIST | 112500 | 112500 | 112500 | N | Y | N |
| CAUSE-CODE-MAP | 2000 | 2000 | 2000 | Y | N | N |
| CAUSE-CODE-MAP-PROFILE | 100 | 100 | 100 | Y | N | N |
| CENTREX-GRP | 500 | 500 | 500 | Y | Y | N |
| CHANGED-NUMBER | 2250 | 3000 | 3000 | Y | N | N |
| CIPHERSUITE | 3000 | 3000 | 3000 | Y | N | N |
| CIPHERSUITE-PROFILE | 3000 | 3000 | 3000 | N | N | N |
| CIRCUIT-CODE | 1000 | 1000 | 1000 | Y | N | N |
| CLLI-CODE | 500 | 500 | 500 | N | N | N |
| COS-RESTRICT | 112500 | 112500 | 112500 | N | Y | N |
| CPSG | 1000 | 1000 | 1000 | Y | Y | N |
| CUST-GRP | 2500 | 2500 | 2500 | N | N | Y |
| CUSTOM-DIAL-PLAN | 10000 | 10000 | 10000 | N | Y | N |
| CUSTOM-DIAL-PLAN-PROFILE | 500 | 500 | 500 | N | N | N |
| DB-THRESHOLDS | 1000 | 1000 | 1000 | N | N | N |
| DB-USAGE | 1000 | 1000 | 1000 | N | N | N |
| DESTINATION | 5000 | 5000 | 5000 | Y | N | N |

Table 2-21 Release 4.5.1 Medium Configuration Database Usage Defaults (continued)

| Table Name or Noun | Number of Records Before Split-NPA | Maximum Record Count | Licensed Record Count | Route CA | Route FSPTC | Route FSAIN |
|-----------------------------|---|----------------------------|-----------------------------|-------------|----------------|----------------|
| DIAL-PLAN | 1000000 | 1000000 | 1000000 | Y | N | N |
| DIAL-PLAN-PROFILE | 1000 | 1000 | 1000 | Y | N | N |
| DIGIT-MAP | 1000 | 1000 | 1000 | Y | N | N |
| DIGMAN | 13500 | 13500 | 13500 | Y | N | N |
| DIGMAN-PROFILE | 2700 | 2700 | 2700 | Y | N | N |
| DN2CUST-GRP | 250000 | 250000 | 250000 | N | N | Y |
| DN2GN | 100 | 100 | 100 | N | N | Y |
| DN2RN | 100 | 100 | 100 | N | N | Y |
| DN2SUBSCRIBER | 225000 | 225000 | 225000 | Y | N | N |
| DOMAIN2ROUTE | 1000 | 1000 | 1000 | Y | N | N |
| DPC | 7680 | 7680 | 7680 | Y | Y | Y |
| DS1 | 4200 | 4200 | 4200 | Y | N | N |
| EMERGENCY-NUMBER-LIST | 50 | 50 | 50 | Y | N | N |
| ENUM-CALL-TYPE | 100 | 100 | 100 | Y | N | N |
| ENUM-PROFILE | 50 | 50 | 50 | Y | N | Y |
| ENUM-ROOT | 10 | 10 | 10 | Y | N | Y |
| ESS | 500 | 500 | 500 | Y | N | N |
| EXCHANGE-CODE | 50000 | 50000 | 50000 | Y | N | N |
| EXT2SUBSCRIBER | 25000 | 25000 | 25000 | Y | Y | N |
| FEATURE | 1000 | 1000 | 1000 | N | Y | N |
| FEATURE-CONFIG | 1000 | 1000 | 1000 | N | Y | Y |
| FEATURE-CONFIG-BASE | 1000 | 1000 | 1000 | N | N | N |
| FEATURE-CONFIG-BASE-POS-VAL | 1000 | 1000 | 1000 | N | N | N |
| FEATURE-SERVER | 10 | 10 | 10 | Y | Y | Y |
| FS-AUDIT-PROFILE | 10 | 10 | 10 | N | Y | Y |
| GTD-PARM-VALUES | 100 | 100 | 100 | N | N | N |
| H323-GW | 4 | 4 | 4 | Y | N | N |
| H323-GW2GK | 100 | 100 | 100 | Y | N | N |
| H323-TERM | 15000 | 15000 | 15000 | Y | N | N |
| H323-TERM-PROFILE | 200 | 200 | 200 | Y | N | N |
| H323-TG-PROFILE | 100 | 100 | 100 | Y | N | N |
| HTTP-FEATURE-SERVER | 1 | 1 | 1 | N | Y | N |
| II-RESTRICT-LIST | 2500 | 2500 | 2500 | N | N | Y |
| II-WB-LIST | 14063 | 14063 | 14063 | N | Y | N |

Table 2-21 Release 4.5.1 Medium Configuration Database Usage Defaults (continued)

| Table Name or Noun | Number of Records Before Split-NPA | Maximum Record Count | Licensed Record Count | Route CA | Route FSPTC | Route FSAIN |
|------------------------|---|----------------------------|-----------------------------|-------------|----------------|----------------|
| INTL-DIAL-PLAN | 60000 | 60000 | 60000 | Y | N | N |
| INTL-DIAL-PLAN-PROFILE | 200 | 200 | 200 | Y | N | N |
| INTL-WB-LIST | 112500 | 112500 | 112500 | N | Y | N |
| IPSEC-KERBEROS | 1 | 1 | 1 | Y | N | N |
| IPSEC-KERBEROS-KEYS | 256 | 256 | 256 | Y | N | N |
| IPSEC-POLICY | 3000 | 3000 | 3000 | Y | N | N |
| IPSEC-SA | 256 | 256 | 256 | Y | N | N |
| ISDN-BCHAN | 60000 | 60000 | 60000 | Y | N | N |
| ISDN-DCHAN | 2500 | 2500 | 2500 | Y | N | N |
| ISDN-INTF | 2500 | 2500 | 2500 | Y | N | N |
| ISDN-TG-PROFILE | 250 | 250 | 250 | Y | N | N |
| IVR-SCRIPT-PROFILE | 100 | 100 | 100 | N | Y | Y |
| LANGUAGE | 1000 | 1000 | 1000 | N | N | N |
| LATA | 1000 | 1000 | 1000 | Y | Y | N |
| LATA-MAP | 150000 | 150000 | 150000 | Y | Y | N |
| LNP-PROFILE | 10 | 10 | 10 | Y | Y | Y |
| LSA | 30000 | 30000 | 30000 | Y | N | N |
| LSA-PROFILE | 1000 | 1000 | 1000 | N | N | N |
| MAC2SUB | 50000 | 50000 | 50000 | N | Y | N |
| MGCP-RETCODE-ACTION | 2000 | 2000 | 2000 | Y | N | N |
| MGW | 150000 | 150000 | 150000 | Y | N | N |
| MGW-PROFILE | 100 | 100 | 100 | Y | N | N |
| MLHG | 20000 | 20000 | 20000 | Y | Y | N |
| MLHG-PREF-LIST | 2000 | 2000 | 2000 | Y | N | N |
| MLHG-TERMINAL | 100000 | 100000 | 100000 | Y | N | N |
| NATIONAL-WB-LIST | 112500 | 141000 | 141000 | N | Y | N |
| NDC | 800 | 800 | 800 | Y | N | N |
| NOA | 0 | 0 | 0 | N | N | N |
| NOA-ROUTE | 100 | 100 | 100 | Y | N | N |
| NOA-ROUTE-PROFILE | 100 | 100 | 100 | Y | N | N |
| NOD | 100 | 100 | 100 | N | N | N |
| NOD-RESTRICT-LIST | 1000 | 1000 | 1000 | N | Y | N |
| NOD-WB-LIST | 11250 | 11250 | 11250 | N | Y | N |
| OCB-K-VALUE | 1350 | 1350 | 1350 | N | Y | N |

Table 2-21 Release 4.5.1 Medium Configuration Database Usage Defaults (continued)

| Table Name or Noun | Number of Records Before Split-NPA | Maximum Record Count | Licensed Record Count | Route CA | Route FSPTC | Route FSAIN |
|------------------------|------------------------------------|----------------------|-----------------------|----------|-------------|-------------|
| OCB-PROFILE | 50 | 50 | 50 | N | Y | N |
| OFFICE-CODE | 50000 | 50000 | 50000 | Y | Y | N |
| OPC | 30 | 30 | 30 | Y | Y | Y |
| POLICY-NXX | 400 | 400 | 400 | Y | N | Y |
| POLICY-ODR | 10000 | 10000 | 10000 | Y | N | Y |
| POLICY-OLI | 100 | 100 | 100 | Y | N | Y |
| POLICY-PERCENT | 400 | 400 | 400 | Y | N | Y |
| POLICY-POP | 12500 | 12500 | 12500 | Y | N | Y |
| POLICY-PREFIX | 10000 | 10000 | 10000 | Y | N | Y |
| POLICY-REGION | 1100 | 1100 | 1100 | Y | N | Y |
| POLICY-TOD | 400 | 400 | 400 | Y | N | Y |
| POP | 500 | 500 | 500 | Y | Y | Y |
| PORTED-OFFICE-CODE | 640000 | 640000 | 640000 | Y | N | N |
| QOS | 3000 | 3000 | 3000 | Y | N | N |
| RADIUS-PROFILE | 20 | 20 | 20 | Y | Y | N |
| REGION-CODE | 800 | 800 | 800 | Y | N | N |
| REGION-PROFILE | 20000 | 25000 | 25000 | Y | N | Y |
| RELEASE-CAUSE | 10000 | 10000 | 10000 | Y | N | N |
| ROUTE | 2000 | 2000 | 2000 | Y | N | N |
| ROUTE-GUIDE | 1000 | 1000 | 1000 | Y | N | Y |
| ROUTING-KEY | 15360 | 15360 | 15360 | Y | Y | Y |
| RUDDP-BACKHAUL-SESSION | 6000 | 6000 | 6000 | Y | N | N |
| SC1D | 30000 | 30000 | 30000 | N | Y | N |
| SC2D | 30000 | 30000 | 30000 | N | Y | N |
| SCCP-NW | 255 | 255 | 255 | N | Y | Y |
| SCCP-ROUTE | 65535 | 65535 | 65535 | N | Y | Y |
| SCRIPT | 1000 | 1000 | 1000 | Y | N | N |
| SCTP-ASSOC | 240 | 240 | 240 | Y | Y | Y |
| SCTP-ASSOC-PROFILE | 120 | 120 | 120 | Y | Y | Y |
| SERVICE | 2000 | 2000 | 2000 | N | Y | N |
| SERVICE-PROVIDER | 1000 | 1000 | 1000 | Y | N | N |
| SERVICE-TRIGGER | 20000 | 20000 | 20000 | Y | N | N |
| SERVING-DOMAIN-NAME | 1000 | 1000 | 1000 | Y | N | N |
| SG | 20 | 20 | 20 | Y | Y | Y |

Table 2-21 Release 4.5.1 Medium Configuration Database Usage Defaults (continued)

| Table Name or Noun | Number of Records Before Split-NPA | Maximum Record Count | Licensed Record Count | Route CA | Route FSPTC | Route FSAIN |
|----------------------------|---|----------------------------|-----------------------------|-------------|----------------|----------------|
| SG-GRP | 20 | 20 | 20 | Y | Y | Y |
| SGP | 40 | 40 | 40 | Y | Y | Y |
| SIP-TIMER-PROFILE | 10 | 10 | 10 | Y | N | N |
| SIPT-ISUP-VER-ALIAS | 200 | 200 | 200 | Y | N | N |
| SLE | 30000 | 30000 | 30000 | N | Y | N |
| SLHR | 480 | 480 | 480 | N | Y | Y |
| SLHR-PROFILE | 16 | 16 | 16 | N | N | N |
| SOFTSW-TG-PROFILE | 100 | 100 | 100 | Y | N | N |
| SPECIAL-CALL-TYPE | 100 | 100 | 100 | Y | N | N |
| SPLIT-NPA | 1100 | 1100 | 1100 | Y | Y | N |
| SS7_Q761_TG_PROFILE | 100 | 100 | 100 | Y | N | N |
| SS7_Q767_TG_PROFILE | 100 | 100 | 100 | Y | N | N |
| SS7-ANSI-TG-PROFILE | 100 | 100 | 100 | Y | N | N |
| SS7-CIC | 96000 | 96000 | 96000 | Y | N | N |
| STATIC-CONTACT | 5000 | 5000 | 5000 | Y | N | N |
| SUBSCRIBER | 150000 | 150000 | 125000 | Y | Y | N |
| SUBSCRIBER-FEATURE-DATA | 900000 | 900000 | 900000 | N | Y | N |
| SUBSCRIBER-PROFILE | 5000 | 5000 | 5000 | Y | Y | N |
| SUBSCRIBER-SERVICE-PROFILE | 1500000 | 1500000 | 1500000 | Y | Y | N |
| SUBSCRIBER-TOD-SCHEDULE | 1500 | 1500 | 1500 | N | Y | N |
| SUBSYSTEM | 480 | 480 | 480 | N | Y | Y |
| SUBSYSTEM-GRP | 16 | 16 | 16 | N | Y | Y |
| SUBSYSTEM-PROFILE | 16 | 16 | 16 | N | Y | Y |
| TECH-PREFIX-GRP | 1000 | 1000 | 1000 | Y | N | N |
| TECH-PREFIX-GRP-PROFILE | 4 | 4 | 4 | Y | N | N |
| TERMINATION | 180000 | 180000 | 180000 | Y | N | N |
| TIMEZONE | 400 | 400 | 400 | N | N | N |
| TRIGGER-DETECTION-POINT | 50 | 50 | 50 | N | N | N |
| TRIGGER-ID | 100 | 100 | 100 | N | N | N |
| TRIGGER-NOD-ESCAPE-LIST | 100 | 100 | 100 | Y | N | N |
| TRUNK | 100000 | 100000 | 100000 | Y | N | N |
| TRUNK-GRP | 10000 | 10000 | 10000 | Y | N | N |
| TRUNK-GRP-FEATURE-DATA | 1000 | 1000 | 1000 | N | Y | N |
| TRUNK-GRP-SERVICE-PROFILE | 1100 | 1100 | 1100 | Y | Y | N |

Table 2-21 Release 4.5.1 Medium Configuration Database Usage Defaults (continued)

| Table Name or Noun | Number of Records Before Split-NPA | Maximum Record Count | Licensed Record Count | Route CA | Route FSPTC | Route FSAIN |
|--------------------|---|----------------------------|-----------------------------|-------------|----------------|----------------|
| USER-AUTH | 50000 | 50000 | 50000 | Y | N | N |
| USER-PART-VARIANT | 200 | 200 | 200 | Y | N | N |
| VAR-DEFAULT | 1000 | 1000 | 1000 | N | N | N |
| VSC | 1000 | 1000 | 1000 | N | Y | N |
| WIRETAP | 3000 | 3750 | 3750 | Y | N | N |
| ZZZ-CODE | 1000 | 1000 | 1000 | Y | N | N |

Medium Configuration Database Usage Defaults - Generic Routing

Table 2-22 details the predefined defaults for the Database Usage table for a medium configuration - generic routing in Release 4.5.1.

Table 2-22 Release 4.5.1 Medium Configuration Database Usage Defaults - Generic Routing

| Table Name or Noun | Records Before Split-NPA | Maximum Record Count | Licensed Record Count | Route CA | Route FSPTCS | Route FSAIN |
|-----------------------|--------------------------------|----------------------------|-----------------------------|-------------|-----------------|----------------|
| AAA-SERVER-GRP | 50 | 50 | 50 | N | Y | N |
| ACTIVITY | 100 | 100 | 100 | Y | Y | Y |
| ACTIVITY-BASE | 100 | 100 | 100 | N | N | N |
| AGGR | 1000 | 1000 | 1000 | Y | N | N |
| AGGR-PROFILE | 10 | 10 | 10 | Y | N | N |
| ANI | 400000 | 400000 | 400000 | N | Y | N |
| ANI-SCREENING | 15000 | 18800 | 18800 | Y | N | N |
| ANI-SCREENING-PROFILE | 1500 | 1500 | 1500 | Y | N | N |
| ANI-WB-LIST | 25000 | 31250 | 31250 | N | N | Y |
| ANNC-TG-PROFILE | 100 | 100 | 100 | Y | N | N |
| ANNC-TRUNK | 12000 | 12000 | 12000 | Y | N | N |
| ANNOUNCEMENT | 1000 | 1000 | 1000 | Y | N | N |
| AOR2SUB | 33000 | 33000 | 33000 | Y | N | N |
| APP-SERVER | 500 | 500 | 500 | Y | Y | N |
| AUDIO-SEGMENT | 5000 | 5000 | 5000 | N | Y | Y |
| AUDIO-SEQ | 1000 | 1000 | 1000 | N | Y | Y |
| AUTH-CODE | 250000 | 250000 | 250000 | N | Y | N |
| AUTH-CODE-GRP | 25000 | 25000 | 25000 | N | Y | N |
| AUTH-REALM | 1000 | 1000 | 1000 | Y | N | N |

Table 2-22 Release 4.5.1 Medium Configuration Database Usage Defaults - Generic Routing (continued)

| Table Name or Noun | Records Before Split-NPA | Maximum Record Count | Licensed Record Count | Route CA | Route FSPTCS | Route FSAIN |
|--------------------------|--------------------------|----------------------|-----------------------|----------|--------------|-------------|
| BACKHAUL-SET | 1500 | 1500 | 1500 | Y | N | N |
| CA-CONFIG | 1000 | 1000 | 1000 | Y | Y | Y |
| CA-CONFIG-BASE | 1000 | 1000 | 1000 | Y | Y | Y |
| CALL-AGENT | 10 | 10 | 10 | Y | Y | Y |
| CALL-AGENT-PROFILE | 10 | 10 | 10 | Y | Y | Y |
| CALL-CTRL-ROUTE | 15360 | 15360 | 15360 | Y | N | N |
| CALL-SUBTYPE | 1000 | 1000 | 1000 | N | N | N |
| CALL-TYPE | 100 | 100 | 100 | N | N | N |
| CALL-TYPE-PROFILE | 100 | 100 | 100 | Y | N | N |
| CARRIER | 10000 | 10000 | 10000 | Y | N | N |
| CAS-TG-PROFILE | 100 | 100 | 100 | Y | N | N |
| CASUAL-WB-LIST | 75000 | 75000 | 75000 | N | Y | N |
| CAUSE-CODE-MAP | 2000 | 2000 | 2000 | Y | N | N |
| CAUSE-CODE-MAP-PROFILE | 100 | 100 | 100 | Y | N | N |
| CENTREX-GRP | 500 | 500 | 500 | Y | Y | N |
| CHANGED-NUMBER | 1500 | 2000 | 2000 | Y | N | N |
| CIPHERSUITE | 1000 | 1000 | 1000 | Y | N | N |
| CIPHERSUITE-PROFILE | 1000 | 1000 | 1000 | N | N | N |
| CIRCUIT-CODE | 500 | 500 | 500 | Y | N | N |
| CLLI-CODE | 500 | 500 | 500 | N | N | N |
| COS-RESTRICT | 75000 | 75000 | 75000 | N | Y | N |
| CPSG | 1000 | 1000 | 1000 | Y | Y | N |
| CUST-GRP | 2500 | 2500 | 2500 | N | N | Y |
| CUSTOM-DIAL-PLAN | 10000 | 10000 | 10000 | N | Y | N |
| CUSTOM-DIAL-PLAN-PROFILE | 500 | 500 | 500 | N | N | N |
| DB-THRESHOLDS | 1000 | 1000 | 1000 | N | N | N |
| DB-USAGE | 1000 | 1000 | 1000 | N | N | N |
| DESTINATION | 5000 | 5000 | 5000 | Y | N | N |
| DIAL-PLAN | 1000000 | 1000000 | 1000000 | Y | N | N |
| DIAL-PLAN-PROFILE | 1000 | 1000 | 1000 | Y | N | N |
| DIGIT-MAP | 1000 | 1000 | 1000 | Y | N | N |
| DIGMAN | 13500 | 13500 | 13500 | Y | N | N |
| DIGMAN-PROFILE | 2700 | 2700 | 2700 | Y | N | N |
| DN2CUST-GRP | 250000 | 250000 | 250000 | N | N | Y |
| DN2GN | 100 | 100 | 100 | N | N | Y |

Table 2-22 Release 4.5.1 Medium Configuration Database Usage Defaults - Generic Routing (continued)

| Table Name or Noun | Records Before Split-NPA | Maximum Record Count | Licensed Record Count | Route CA | Route FSPTCS | Route FSAIN |
|-----------------------------|--------------------------|----------------------|-----------------------|----------|--------------|-------------|
| DN2RN | 100 | 100 | 100 | N | N | Y |
| DN2SUBSCRIBER | 150000 | 150000 | 150000 | Y | N | N |
| DOMAIN2ROUTE | 1000 | 1000 | 1000 | Y | N | N |
| DPC | 7680 | 7680 | 7680 | Y | Y | Y |
| DS1 | 4200 | 4200 | 4200 | Y | N | N |
| EMERGENCY-NUMBER-LIST | 50 | 50 | 50 | Y | N | N |
| ENUM-CALL-TYPE | 100 | 100 | 100 | Y | N | N |
| ENUM-PROFILE | 50 | 50 | 50 | Y | N | Y |
| ENUM-ROOT | 10 | 10 | 10 | Y | N | Y |
| ESS | 500 | 500 | 500 | Y | N | N |
| EXCHANGE-CODE | 50000 | 50000 | 50000 | Y | N | N |
| EXT2SUBSCRIBER | 25000 | 25000 | 25000 | Y | Y | N |
| FEATURE | 1000 | 1000 | 1000 | N | Y | N |
| FEATURE-CONFIG | 1000 | 1000 | 1000 | N | Y | Y |
| FEATURE-CONFIG-BASE | 1000 | 1000 | 1000 | N | N | N |
| FEATURE-CONFIG-BASE-POS-VAL | 1000 | 1000 | 1000 | N | N | N |
| FEATURE-SERVER | 10 | 10 | 10 | Y | Y | Y |
| FS-AUDIT-PROFILE | 10 | 10 | 10 | N | Y | Y |
| GTD-PARM-VALUES | 100 | 100 | 100 | N | N | N |
| H323-GW | 4 | 4 | 4 | Y | N | N |
| H323-GW2GK | 100 | 100 | 100 | Y | N | N |
| H323-TERM | 10000 | 10000 | 10000 | Y | N | N |
| H323-TERM-PROFILE | 200 | 200 | 200 | Y | N | N |
| H323-TG-PROFILE | 100 | 100 | 100 | Y | N | N |
| HTTP-FEATURE-SERVER | 1 | 1 | 1 | N | Y | N |
| II-RESTRICT-LIST | 2500 | 2500 | 2500 | N | N | Y |
| II-WB-LIST | 9375 | 9375 | 9375 | N | Y | N |
| INTL-DIAL-PLAN | 60000 | 60000 | 60000 | Y | N | N |
| INTL-DIAL-PLAN-PROFILE | 200 | 200 | 200 | Y | N | N |
| INTL-WB-LIST | 75000 | 75000 | 75000 | N | Y | N |
| IPSEC-KERBEROS | 1 | 1 | 1 | Y | N | N |
| IPSEC-KERBEROS-KEYS | 256 | 256 | 256 | Y | N | N |
| IPSEC-POLICY | 1000 | 1000 | 1000 | Y | N | N |
| IPSEC-SA | 256 | 256 | 256 | Y | N | N |
| ISDN-BCHAN | 36000 | 36000 | 36000 | Y | N | N |

Table 2-22 Release 4.5.1 Medium Configuration Database Usage Defaults - Generic Routing (continued)

| Table Name or Noun | Records Before Split-NPA | Maximum Record Count | Licensed Record Count | Route CA | Route FSPTCS | Route FSAIN |
|---------------------|--------------------------|----------------------|-----------------------|----------|--------------|-------------|
| ISDN-DCHAN | 1500 | 1500 | 1500 | Y | N | N |
| ISDN-INTF | 1500 | 1500 | 1500 | Y | N | N |
| ISDN-TG-PROFILE | 250 | 250 | 250 | Y | N | N |
| IVR-SCRIPT-PROFILE | 100 | 100 | 100 | N | Y | Y |
| LANGUAGE | 1000 | 1000 | 1000 | N | N | N |
| LATA | 1000 | 1000 | 1000 | Y | Y | N |
| LATA-MAP | 150000 | 150000 | 150000 | Y | Y | N |
| LNP-PROFILE | 10 | 10 | 10 | Y | Y | Y |
| LSA | 30000 | 30000 | 30000 | Y | N | N |
| LSA-PROFILE | 1000 | 1000 | 1000 | N | N | N |
| MAC2SUB | 33000 | 33000 | 33000 | N | Y | N |
| MGCP-RETCODE-ACTION | 2000 | 2000 | 2000 | Y | N | N |
| MGW | 100000 | 100000 | 100000 | Y | N | N |
| MGW-PROFILE | 100 | 100 | 100 | Y | N | N |
| MLHG | 20000 | 20000 | 20000 | Y | Y | N |
| MLHG-PREF-LIST | 2000 | 2000 | 2000 | Y | N | N |
| MLHG-TERMINAL | 100000 | 100000 | 100000 | Y | N | N |
| NATIONAL-WB-LIST | 75000 | 94000 | 94000 | N | Y | N |
| NDC | 800 | 800 | 800 | Y | N | N |
| NOA | 0 | 0 | 0 | N | N | N |
| NOA-ROUTE | 100 | 100 | 100 | Y | N | N |
| NOA-ROUTE-PROFILE | 100 | 100 | 100 | Y | N | N |
| NOD | 100 | 100 | 100 | N | N | N |
| NOD-RESTRICT-LIST | 1000 | 1000 | 1000 | N | Y | N |
| NOD-WB-LIST | 7500 | 7500 | 7500 | N | Y | N |
| OCB-K-VALUE | 1350 | 1350 | 1350 | N | Y | N |
| OCB-PROFILE | 50 | 50 | 50 | N | Y | N |
| OFFICE-CODE | 50000 | 50000 | 50000 | Y | Y | N |
| OPC | 30 | 30 | 30 | Y | Y | Y |
| POLICY-NXX | 400 | 400 | 400 | Y | N | Y |
| POLICY-ODR | 10000 | 10000 | 10000 | Y | N | Y |
| POLICY-OLI | 100 | 100 | 100 | Y | N | Y |
| POLICY-PERCENT | 400 | 400 | 400 | Y | N | Y |
| POLICY-POP | 12500 | 12500 | 12500 | Y | N | Y |
| POLICY-PREFIX | 10000 | 10000 | 10000 | Y | N | Y |

Table 2-22 Release 4.5.1 Medium Configuration Database Usage Defaults - Generic Routing (continued)

| Table Name or Noun | Records Before Split-NPA | Maximum Record Count | Licensed Record Count | Route CA | Route FSPTCS | Route FSAIN |
|-----------------------|--------------------------|----------------------|-----------------------|----------|--------------|-------------|
| POLICY-REGION | 1100 | 1100 | 1100 | Y | N | Y |
| POLICY-TOD | 400 | 400 | 400 | Y | N | Y |
| POP | 500 | 500 | 500 | Y | Y | Y |
| PORTED-OFFICE-CODE | 640000 | 640000 | 640000 | Y | N | N |
| QOS | 1000 | 1000 | 1000 | Y | N | N |
| RADIUS-PROFILE | 20 | 20 | 20 | Y | Y | N |
| REGION-CODE | 800 | 800 | 800 | Y | N | N |
| REGION-PROFILE | 20000 | 25000 | 25000 | Y | N | Y |
| RELEASE-CAUSE | 10000 | 10000 | 10000 | Y | N | N |
| ROUTE | 2000 | 2000 | 2000 | Y | N | N |
| ROUTE-GUIDE | 1000 | 1000 | 1000 | Y | N | Y |
| ROUTING-KEY | 15360 | 15360 | 15360 | Y | Y | Y |
| RUDP-BACKHAUL-SESSION | 6000 | 6000 | 6000 | Y | N | N |
| SC1D | 20000 | 20000 | 20000 | N | Y | N |
| SC2D | 20000 | 20000 | 20000 | N | Y | N |
| SCCP-NW | 255 | 255 | 255 | N | Y | Y |
| SCCP-ROUTE | 65535 | 65535 | 65535 | N | Y | Y |
| SCRIPT | 1000 | 1000 | 1000 | Y | N | N |
| SCTP-ASSOC | 240 | 240 | 240 | Y | Y | Y |
| SCTP-ASSOC-PROFILE | 120 | 120 | 120 | Y | Y | Y |
| SERVICE | 2000 | 2000 | 2000 | N | Y | N |
| SERVICE-PROVIDER | 1000 | 1000 | 1000 | Y | N | N |
| SERVICE-TRIGGER | 20000 | 20000 | 20000 | Y | N | N |
| SERVING-DOMAIN-NAME | 1000 | 1000 | 1000 | Y | N | N |
| SG | 20 | 20 | 20 | Y | Y | Y |
| SG-GRP | 20 | 20 | 20 | Y | Y | Y |
| SGP | 40 | 40 | 40 | Y | Y | Y |
| SIP-TIMER-PROFILE | 10 | 10 | 10 | Y | N | N |
| SIPT-ISUP-VER-ALIAS | 200 | 200 | 200 | Y | N | N |
| SLE | 20000 | 20000 | 20000 | N | Y | N |
| SLHR | 480 | 480 | 480 | N | Y | Y |
| SLHR-PROFILE | 16 | 16 | 16 | N | N | N |
| SOFTSW-TG-PROFILE | 100 | 100 | 100 | Y | N | N |
| SPECIAL-CALL-TYPE | 100 | 100 | 100 | Y | N | N |
| SPLIT-NPA | 1100 | 1100 | 1100 | Y | Y | N |

Table 2-22 Release 4.5.1 Medium Configuration Database Usage Defaults - Generic Routing (continued)

| Table Name or Noun | Records Before Split-NPA | Maximum Record Count | Licensed Record Count | Route CA | Route FSPTCS | Route FSAIN |
|----------------------------|--------------------------|----------------------|-----------------------|----------|--------------|-------------|
| SS7_Q761_TG_PROFILE | 100 | 100 | 100 | Y | N | N |
| SS7_Q767_TG_PROFILE | 100 | 100 | 100 | Y | N | N |
| SS7-ANSI-TG-PROFILE | 100 | 100 | 100 | Y | N | N |
| SS7-CIC | 96000 | 96000 | 96000 | Y | N | N |
| STATIC-CONTACT | 3300 | 3300 | 3300 | Y | N | N |
| SUBSCRIBER | 100000 | 100000 | 100000 | Y | Y | N |
| SUBSCRIBER-FEATURE-DATA | 600000 | 600000 | 600000 | N | Y | N |
| SUBSCRIBER-PROFILE | 5000 | 5000 | 5000 | Y | Y | N |
| SUBSCRIBER-SERVICE-PROFILE | 1000000 | 1000000 | 1000000 | Y | Y | N |
| SUBSCRIBER-TOD-SCHEDULE | 1000 | 1000 | 1000 | N | Y | N |
| SUBSYSTEM | 480 | 480 | 480 | N | Y | Y |
| SUBSYSTEM-GRP | 16 | 16 | 16 | N | Y | Y |
| SUBSYSTEM-PROFILE | 16 | 16 | 16 | N | Y | Y |
| TECH-PREFIX-GRP | 1000 | 1000 | 1000 | Y | N | N |
| TECH-PREFIX-GRP-PROFILE | 4 | 4 | 4 | Y | N | N |
| TERMINATION | 180000 | 180000 | 180000 | Y | N | N |
| TIMEZONE | 400 | 400 | 400 | N | N | N |
| TRIGGER-DETECTION-POINT | 50 | 50 | 50 | N | N | N |
| TRIGGER-ID | 100 | 100 | 100 | N | N | N |
| TRIGGER-NOD-ESCAPE-LIST | 100 | 100 | 100 | Y | N | N |
| TRUNK | 100000 | 100000 | 100000 | Y | N | N |
| TRUNK-GRP | 10000 | 10000 | 10000 | Y | N | N |
| TRUNK-GRP-FEATURE-DATA | 1000 | 1000 | 1000 | N | Y | N |
| TRUNK-GRP-SERVICE-PROFILE | 1100 | 1100 | 1100 | Y | Y | N |
| USER-AUTH | 33000 | 33000 | 33000 | Y | N | N |
| USER-PART-VARIANT | 200 | 200 | 200 | Y | N | N |
| VAR-DEFAULT | 1000 | 1000 | 1000 | N | N | N |
| VSC | 1000 | 1000 | 1000 | N | Y | N |
| WIRETAP | 2000 | 2500 | 2500 | Y | N | N |
| ZZZ-CODE | 500 | 500 | 500 | Y | N | N |

Routeserver Configuration Database Usage Defaults

Table 2-19 details the predefined defaults for the Database Usage table for a routeserver configuration in Release 4.5.1.

Table 2-23 Release 4.5.1 Routeserver Configuration Database Usage Defaults

| Table Name or Noun | Number of Records Before Split-NPA | Maximum Record Count | Licensed Record Count | Route CA | Route FSPTC | Route FSAIN |
|------------------------|--|----------------------------|-----------------------------|-------------|----------------|----------------|
| AAA-SERVER-GRP | 26 | 26 | 26 | N | Y | N |
| ACTIVITY | 100 | 100 | 100 | Y | Y | Y |
| ACTIVITY-BASE | 100 | 100 | 100 | N | N | N |
| AGGR | 380 | 380 | 380 | Y | N | N |
| AGGR-PROFILE | 10 | 10 | 10 | Y | N | N |
| ANI | 400000 | 400000 | 400000 | N | Y | N |
| ANI-SCREENING | 25000 | 31300 | 31300 | Y | N | N |
| ANI-SCREENING-PROFILE | 2500 | 2500 | 2500 | Y | N | N |
| ANI-WB-LIST | 25000 | 31250 | 31250 | N | N | Y |
| ANNC-TG-PROFILE | 100 | 100 | 100 | Y | N | N |
| ANNC-TRUNK | 6120 | 6120 | 6120 | Y | N | N |
| ANNOUNCEMENT | 1000 | 1000 | 1000 | Y | N | N |
| AOR2SUB | 4500 | 4500 | 4500 | Y | N | N |
| APP-SERVER | 255 | 255 | 255 | Y | Y | N |
| AUDIO-SEGMENT | 5000 | 5000 | 5000 | N | Y | Y |
| AUDIO-SEQ | 1000 | 1000 | 1000 | N | Y | Y |
| AUTH-CODE | 250000 | 250000 | 250000 | N | Y | N |
| AUTH-CODE-GRP | 25000 | 25000 | 25000 | N | Y | N |
| AUTH-REALM | 1000 | 1000 | 1000 | Y | N | N |
| BACKHAUL-SET | 100 | 100 | 100 | Y | N | N |
| CA-CONFIG | 1000 | 1000 | 1000 | Y | Y | Y |
| CA-CONFIG-BASE | 1000 | 1000 | 1000 | Y | Y | Y |
| CALL-AGENT | 10 | 10 | 10 | Y | Y | Y |
| CALL-AGENT-PROFILE | 10 | 10 | 10 | Y | Y | Y |
| CALL-CTRL-ROUTE | 10240 | 10240 | 10240 | Y | N | N |
| CALL-SUBTYPE | 1000 | 1000 | 1000 | N | N | N |
| CALL-TYPE | 100 | 100 | 100 | N | N | N |
| CALL-TYPE-PROFILE | 100 | 100 | 100 | Y | N | N |
| CARRIER | 10000 | 10000 | 10000 | Y | N | N |
| CAS-TG-PROFILE | 100 | 100 | 100 | Y | N | N |
| CASUAL-WB-LIST | 33750 | 33750 | 33750 | N | Y | N |
| CAUSE-CODE-MAP | 2000 | 2000 | 2000 | Y | N | N |
| CAUSE-CODE-MAP-PROFILE | 100 | 100 | 100 | Y | N | N |
| CENTREX-GRP | 100 | 100 | 100 | Y | Y | N |

Table 2-23 Release 4.5.1 Routeserver Configuration Database Usage Defaults (continued)

| Table Name or Noun | Number of Records Before Split-NPA | Maximum Record Count | Licensed Record Count | Route CA | Route FSPTC | Route FSAIN |
|--------------------------|--|----------------------------|-----------------------------|-------------|----------------|----------------|
| CHANGED-NUMBER | 675 | 1000 | 1000 | Y | N | N |
| CIPHERSUITE | 380 | 380 | 380 | Y | N | N |
| CIPHERSUITE-PROFILE | 380 | 380 | 380 | N | N | N |
| CIRCUIT-CODE | 255 | 255 | 255 | Y | N | N |
| CLLI-CODE | 255 | 255 | 255 | N | N | N |
| COS-RESTRICT | 33750 | 33750 | 33750 | N | Y | N |
| CPSG | 200 | 200 | 200 | Y | Y | N |
| CUST-GRP | 2500 | 2500 | 2500 | N | N | Y |
| CUSTOM-DIAL-PLAN | 2000 | 2000 | 2000 | N | Y | N |
| CUSTOM-DIAL-PLAN-PROFILE | 100 | 100 | 100 | N | N | N |
| DB-THRESHOLDS | 1000 | 1000 | 1000 | N | N | N |
| DB-USAGE | 1000 | 1000 | 1000 | N | N | N |
| DESTINATION | 1000000 | 1000000 | 1000000 | Y | N | N |
| DIAL-PLAN | 1000000 | 1000000 | 1000000 | Y | N | N |
| DIAL-PLAN-PROFILE | 1000 | 1000 | 1000 | Y | N | N |
| DIGIT-MAP | 1000 | 1000 | 1000 | Y | N | N |
| DIGMAN | 25000 | 25000 | 25000 | Y | N | N |
| DIGMAN-PROFILE | 5000 | 5000 | 5000 | Y | N | N |
| DN2CUST-GRP | 250000 | 250000 | 250000 | N | N | Y |
| DN2GN | 10000 | 10000 | 10000 | N | N | Y |
| DN2RN | 100 | 100 | 100 | N | N | Y |
| DN2SUBSCRIBER | 67500 | 67500 | 67500 | Y | N | N |
| DOMAIN2ROUTE | 1000 | 1000 | 1000 | Y | N | N |
| DPC | 5120 | 5120 | 5120 | Y | Y | Y |
| DS1 | 1000 | 1000 | 1000 | Y | N | N |
| EMERGENCY-NUMBER-LIST | 50 | 50 | 50 | Y | N | N |
| ENUM-CALL-TYPE | 100 | 100 | 100 | Y | N | N |
| ENUM-PROFILE | 26 | 26 | 26 | Y | N | Y |
| ENUM-ROOT | 10 | 10 | 10 | Y | N | Y |
| ESS | 255 | 255 | 255 | Y | N | N |
| EXCHANGE-CODE | 5000 | 5000 | 5000 | Y | N | N |
| EXT2SUBSCRIBER | 5000 | 5000 | 5000 | Y | Y | N |
| FEATURE | 1000 | 1000 | 1000 | N | Y | N |
| FEATURE-CONFIG | 1000 | 1000 | 1000 | N | Y | Y |
| FEATURE-CONFIG-BASE | 1000 | 1000 | 1000 | N | N | N |

Table 2-23 Release 4.5.1 Routeserver Configuration Database Usage Defaults (continued)

| Table Name or Noun | Number of Records Before Split-NPA | Maximum Record Count | Licensed Record Count | Route CA | Route FSPTC | Route FSAIN |
|-----------------------------|--|----------------------------|-----------------------------|-------------|----------------|----------------|
| FEATURE-CONFIG-BASE-POS-VAL | 1000 | 1000 | 1000 | N | N | N |
| FEATURE-SERVER | 10 | 10 | 10 | Y | Y | Y |
| FS-AUDIT-PROFILE | 10 | 10 | 10 | N | Y | Y |
| GTD-PARM-VALUES | 100 | 100 | 100 | N | N | N |
| H323-GW | 4 | 4 | 4 | Y | N | N |
| H323-GW2GK | 100 | 100 | 100 | Y | N | N |
| H323-TERM | 4500 | 4500 | 4500 | Y | N | N |
| H323-TERM-PROFILE | 200 | 200 | 200 | Y | N | N |
| H323-TG-PROFILE | 100 | 100 | 100 | Y | N | N |
| HTTP-FEATURE-SERVER | 1 | 1 | 1 | N | Y | N |
| II-RESTRICT-LIST | 2500 | 2500 | 2500 | N | N | Y |
| II-WB-LIST | 4219 | 4219 | 4219 | N | Y | N |
| INTL-DIAL-PLAN | 3000 | 3000 | 3000 | Y | N | N |
| INTL-DIAL-PLAN-PROFILE | 10 | 10 | 10 | Y | N | N |
| INTL-WB-LIST | 33750 | 33750 | 33750 | N | Y | N |
| IPSEC-KERBEROS | 1 | 1 | 1 | Y | N | N |
| IPSEC-KERBEROS-KEYS | 256 | 256 | 256 | Y | N | N |
| IPSEC-POLICY | 380 | 380 | 380 | Y | N | N |
| IPSEC-SA | 256 | 256 | 256 | Y | N | N |
| ISDN-BCHAN | 2400 | 2400 | 2400 | Y | N | N |
| ISDN-DCHAN | 100 | 100 | 100 | Y | N | N |
| ISDN-INTF | 100 | 100 | 100 | Y | N | N |
| ISDN-TG-PROFILE | 100 | 100 | 100 | Y | N | N |
| IVR-SCRIPT-PROFILE | 100 | 100 | 100 | N | Y | Y |
| LANGUAGE | 1000 | 1000 | 1000 | N | N | N |
| LATA | 1000 | 1000 | 1000 | Y | Y | N |
| LATA-MAP | 150000 | 150000 | 150000 | Y | Y | N |
| LNP-PROFILE | 10 | 10 | 10 | Y | Y | Y |
| LSA | 30000 | 30000 | 30000 | Y | N | N |
| LSA-PROFILE | 1000 | 1000 | 1000 | N | N | N |
| MAC2SUB | 4500 | 4500 | 4500 | N | Y | N |
| MGCP-RETCODE-ACTION | 2000 | 2000 | 2000 | Y | N | N |
| MGW | 38000 | 38000 | 38000 | Y | N | N |
| MGW-PROFILE | 100 | 100 | 100 | Y | N | N |
| MLHG | 100 | 100 | 100 | Y | Y | N |

Table 2-23 Release 4.5.1 Routeserver Configuration Database Usage Defaults (continued)

| Table Name or Noun | Number of Records Before Split-NPA | Maximum Record Count | Licensed Record Count | Route CA | Route FSPTC | Route FSAIN |
|-----------------------|--|----------------------------|-----------------------------|-------------|----------------|----------------|
| MLHG-PREF-LIST | 10 | 10 | 10 | Y | N | N |
| MLHG-TERMINAL | 500 | 500 | 500 | Y | N | N |
| NATIONAL-WB-LIST | 33750 | 43000 | 43000 | N | Y | N |
| NDC | 800 | 800 | 800 | Y | N | N |
| NOA | 0 | 0 | 0 | N | N | N |
| NOA-ROUTE | 100 | 100 | 100 | Y | N | N |
| NOA-ROUTE-PROFILE | 100 | 100 | 100 | Y | N | N |
| NOD | 100 | 100 | 100 | N | N | N |
| NOD-RESTRICT-LIST | 1000 | 1000 | 1000 | N | Y | N |
| NOD-WB-LIST | 3375 | 3375 | 3375 | N | Y | N |
| OCB-K-VALUE | 689 | 689 | 689 | N | Y | N |
| OCB-PROFILE | 26 | 26 | 26 | N | Y | N |
| OFFICE-CODE | 50000 | 50000 | 50000 | Y | Y | N |
| OPC | 20 | 20 | 30 | Y | Y | Y |
| POLICY-NXX | 8000 | 8000 | 8000 | Y | N | Y |
| POLICY-ODR | 80000 | 80000 | 80000 | Y | N | Y |
| POLICY-OLI | 8000 | 8000 | 8000 | Y | N | Y |
| POLICY-PERCENT | 80000 | 80000 | 80000 | Y | N | Y |
| POLICY-POP | 80000 | 80000 | 80000 | Y | N | Y |
| POLICY-PREFIX | 10000 | 10000 | 10000 | Y | N | Y |
| POLICY-REGION | 88000 | 88000 | 88000 | Y | N | Y |
| POLICY-TOD | 120000 | 120000 | 120000 | Y | N | Y |
| POP | 255 | 255 | 255 | Y | Y | Y |
| PORTED-OFFICE-CODE | 640000 | 640000 | 640000 | Y | N | N |
| QOS | 380 | 380 | 380 | Y | N | N |
| RADIUS-PROFILE | 20 | 20 | 20 | Y | Y | N |
| REGION-CODE | 800 | 800 | 800 | Y | N | N |
| REGION-PROFILE | 800000 | 1000000 | 1000000 | Y | N | Y |
| RELEASE-CAUSE | 10000 | 10000 | 10000 | Y | N | N |
| ROUTE | 600000 | 600000 | 600000 | Y | N | N |
| ROUTE-GUIDE | 80000 | 80000 | 80000 | Y | N | Y |
| ROUTING-KEY | 10240 | 10240 | 10240 | Y | Y | Y |
| RUDP-BACKHAUL-SESSION | 400 | 400 | 400 | Y | N | N |
| SC1D | 9000 | 9000 | 9000 | N | Y | N |
| SC2D | 9000 | 9000 | 9000 | N | Y | N |

Table 2-23 Release 4.5.1 Routeserver Configuration Database Usage Defaults (continued)

| Table Name or Noun | Number of Records Before Split-NPA | Maximum Record Count | Licensed Record Count | Route CA | Route FSPTC | Route FSAIN |
|----------------------------|--|----------------------------|-----------------------------|-------------|----------------|----------------|
| SCCP-NW | 255 | 255 | 255 | N | Y | Y |
| SCCP-ROUTE | 65535 | 65535 | 65535 | N | Y | Y |
| SCRIPT | 1000 | 1000 | 1000 | Y | N | N |
| SCTP-ASSOC | 240 | 240 | 240 | Y | Y | Y |
| SCTP-ASSOC-PROFILE | 120 | 120 | 120 | Y | Y | Y |
| SERVICE | 2000 | 2000 | 2000 | N | Y | N |
| SERVICE-PROVIDER | 1000 | 1000 | 1000 | Y | N | N |
| SERVICE-TRIGGER | 20000 | 20000 | 20000 | Y | N | N |
| SERVING-DOMAIN-NAME | 1000 | 1000 | 1000 | Y | N | N |
| SG | 20 | 20 | 20 | Y | Y | Y |
| SG-GRP | 20 | 20 | 20 | Y | Y | Y |
| SGP | 40 | 40 | 40 | Y | Y | Y |
| SIP-TIMER-PROFILE | 10 | 10 | 10 | Y | N | N |
| SIPT-ISUP-VER-ALIAS | 200 | 200 | 200 | Y | N | N |
| SLE | 9000 | 9000 | 9000 | N | Y | N |
| SLHR | 320 | 320 | 320 | N | Y | Y |
| SLHR-PROFILE | 16 | 16 | 16 | N | N | N |
| SOFTSW-TG-PROFILE | 100 | 100 | 100 | Y | N | N |
| SPECIAL-CALL-TYPE | 100 | 100 | 100 | Y | N | N |
| SPLIT-NPA | 1100 | 1100 | 1100 | Y | Y | N |
| SS7_Q761_TG_PROFILE | 100 | 100 | 100 | Y | N | N |
| SS7_Q767_TG_PROFILE | 100 | 100 | 100 | Y | N | N |
| SS7-ANSI-TG-PROFILE | 100 | 100 | 100 | Y | N | N |
| SS7-CIC | 18000 | 18000 | 18000 | Y | N | N |
| STATIC-CONTACT | 450 | 450 | 450 | Y | N | N |
| SUBSCRIBER | 45000 | 45000 | 45000 | Y | Y | N |
| SUBSCRIBER-FEATURE-DATA | 270000 | 270000 | 270000 | N | Y | N |
| SUBSCRIBER-PROFILE | 2550 | 2550 | 2550 | Y | Y | N |
| SUBSCRIBER-SERVICE-PROFILE | 225000 | 225000 | 225000 | Y | Y | N |
| SUBSCRIBER-TOD-SCHEDULE | 450 | 450 | 450 | N | Y | N |
| SUBSYSTEM | 320 | 320 | 320 | N | Y | Y |
| SUBSYSTEM-GRP | 16 | 16 | 16 | N | Y | Y |
| SUBSYSTEM-PROFILE | 16 | 16 | 16 | N | Y | Y |
| TECH-PREFIX-GRP | 1000 | 1000 | 1000 | Y | N | N |
| TECH-PREFIX-GRP-PROFILE | 4 | 4 | 4 | Y | N | N |

Table 2-23 Release 4.5.1 Routeserver Configuration Database Usage Defaults (continued)

| Table Name or Noun | Number of Records Before Split-NPA | Maximum Record Count | Licensed Record Count | Route CA | Route FSPTC | Route FSAIN |
|---------------------------|------------------------------------|----------------------|-----------------------|----------|-------------|-------------|
| TERMINATION | 60000 | 60000 | 60000 | Y | N | N |
| TIMEZONE | 400 | 400 | 400 | N | N | N |
| TRIGGER-DETECTION-POINT | 50 | 50 | 50 | N | N | N |
| TRIGGER-ID | 100 | 100 | 100 | N | N | N |
| TRIGGER-NOD-ESCAPE-LIST | 100 | 100 | 100 | Y | N | N |
| TRUNK | 32000 | 32000 | 32000 | Y | N | N |
| TRUNK-GRP | 25000 | 25000 | 25000 | Y | N | N |
| TRUNK-GRP-FEATURE-DATA | 2500 | 2500 | 2500 | N | Y | N |
| TRUNK-GRP-SERVICE-PROFILE | 2750 | 2750 | 2750 | Y | Y | N |
| USER-AUTH | 4500 | 4500 | 4500 | Y | N | N |
| USER-PART-VARIANT | 200 | 200 | 200 | Y | N | N |
| VAR-DEFAULT | 1000 | 1000 | 1000 | N | N | N |
| VSC | 1000 | 1000 | 1000 | N | Y | N |
| WIRETAP | 900 | 1125 | 1125 | Y | N | N |
| ZZZ-CODE | 255 | 255 | 255 | Y | N | N |

Local Number Portability Database Usage Defaults

Table 2-24 details the predefined defaults for the Database Usage table for Local Number Portability in Release 4.5.1.

Table 2-24 Release 4.5.1 Local Number Portability Database Usage Defaults

| Table Name or Noun | Number of Records Before Split-NPA | Maximum Record Count | Licensed Record Count | Route CA | Route FSPTC | Route FSAIN |
|-----------------------|------------------------------------|----------------------|-----------------------|----------|-------------|-------------|
| AAA-SERVER-GRP | 26 | 26 | 26 | N | Y | N |
| ACTIVITY | 100 | 100 | 100 | Y | Y | Y |
| ACTIVITY-BASE | 100 | 100 | 100 | N | N | N |
| AGGR | 1000 | 1000 | 1000 | Y | N | N |
| AGGR-PROFILE | 10 | 10 | 10 | Y | N | N |
| ANI | 400000 | 400000 | 400000 | N | Y | N |
| ANI-SCREENING | 15000 | 18800 | 18800 | Y | N | N |
| ANI-SCREENING-PROFILE | 1500 | 1500 | 1500 | Y | N | N |
| ANI-WB-LIST | 25000 | 31250 | 31250 | N | N | Y |
| ANNC-TG-PROFILE | 100 | 100 | 100 | Y | N | N |
| ANNC-TRUNK | 6120 | 6120 | 6120 | Y | N | N |

Table 2-24 Release 4.5.1 Local Number Portability Database Usage Defaults (continued)

| Table Name or Noun | Number of Records Before Split-NPA | Maximum Record Count | Licensed Record Count | Route CA | Route FSPTC | Route FSAIN |
|--------------------------|--|----------------------------|-----------------------------|-------------|----------------|----------------|
| ANNOUNCEMENT | 1000 | 1000 | 1000 | Y | N | N |
| AOR2SUB | 50000 | 50000 | 50000 | Y | N | N |
| APP-SERVER | 255 | 255 | 255 | Y | Y | N |
| AUDIO-SEGMENT | 5000 | 5000 | 5000 | N | Y | Y |
| AUDIO-SEQ | 1000 | 1000 | 1000 | N | Y | Y |
| AUTH-CODE | 250000 | 250000 | 250000 | N | Y | N |
| AUTH-CODE-GRP | 25000 | 25000 | 25000 | N | Y | N |
| AUTH-REALM | 1000 | 1000 | 1000 | Y | N | N |
| BACKHAUL-SET | 1500 | 1500 | 1500 | Y | N | N |
| CA-CONFIG | 1000 | 1000 | 1000 | Y | Y | Y |
| CA-CONFIG-BASE | 1000 | 1000 | 1000 | Y | Y | Y |
| CALL-AGENT | 10 | 10 | 10 | Y | Y | Y |
| CALL-AGENT-PROFILE | 10 | 10 | 10 | Y | Y | Y |
| CALL-CTRL-ROUTE | 15360 | 15360 | 15360 | Y | N | N |
| CALL-SUBTYPE | 1000 | 1000 | 1000 | N | N | N |
| CALL-TYPE | 100 | 100 | 100 | N | N | N |
| CALL-TYPE-PROFILE | 100 | 100 | 100 | Y | N | N |
| CARRIER | 10000 | 10000 | 10000 | Y | N | N |
| CAS-TG-PROFILE | 100 | 100 | 100 | Y | N | N |
| CASUAL-WB-LIST | 112500 | 112500 | 112500 | N | Y | N |
| CAUSE-CODE-MAP | 2000 | 2000 | 2000 | Y | N | N |
| CAUSE-CODE-MAP-PROFILE | 100 | 100 | 100 | Y | N | N |
| CENTREX-GRP | 500 | 500 | 500 | Y | Y | N |
| CHANGED-NUMBER | 2250 | 3000 | 3000 | Y | N | N |
| CIPHERSUITE | 1000 | 1000 | 1000 | Y | N | N |
| CIPHERSUITE-PROFILE | 1000 | 1000 | 1000 | N | N | N |
| CIRCUIT-CODE | 255 | 255 | 255 | Y | N | N |
| CLLI-CODE | 255 | 255 | 255 | N | N | N |
| COS-RESTRICT | 112500 | 112500 | 112500 | N | Y | N |
| CPSG | 1000 | 1000 | 1000 | Y | Y | N |
| CUST-GRP | 2500 | 2500 | 2500 | N | N | Y |
| CUSTOM-DIAL-PLAN | 10000 | 10000 | 10000 | N | Y | N |
| CUSTOM-DIAL-PLAN-PROFILE | 500 | 500 | 500 | N | N | N |
| DB-THRESHOLDS | 1000 | 1000 | 1000 | N | N | N |
| DB-USAGE | 1000 | 1000 | 1000 | N | N | N |

Table 2-24 Release 4.5.1 Local Number Portability Database Usage Defaults (continued)

| Table Name or Noun | Number of Records Before Split-NPA | Maximum Record Count | Licensed Record Count | Route CA | Route FSPTC | Route FSAIN |
|-----------------------------|--|----------------------------|-----------------------------|-------------|----------------|----------------|
| DESTINATION | 5000 | 5000 | 5000 | Y | N | N |
| DIAL-PLAN | 1000000 | 1000000 | 1000000 | Y | N | N |
| DIAL-PLAN-PROFILE | 1000 | 1000 | 1000 | Y | N | N |
| DIGIT-MAP | 1000 | 1000 | 1000 | Y | N | N |
| DIGMAN | 13500 | 13500 | 13500 | Y | N | N |
| DIGMAN-PROFILE | 2700 | 2700 | 2700 | Y | N | N |
| DN2CUST-GRP | 250000 | 250000 | 250000 | N | N | Y |
| DN2GN | 5000000 | 5000000 | 5000000 | N | N | Y |
| DN2RN | 100 | 100 | 100 | N | N | Y |
| DN2SUBSCRIBER | 225000 | 225000 | 225000 | Y | N | N |
| DOMAIN2ROUTE | 1000 | 1000 | 1000 | Y | N | N |
| DPC | 7680 | 7680 | 7680 | Y | Y | Y |
| DS1 | 4200 | 4200 | 4200 | Y | N | N |
| EMERGENCY-NUMBER-LIST | 50 | 50 | 50 | Y | N | N |
| ENUM-CALL-TYPE | 100 | 100 | 100 | Y | N | N |
| ENUM-PROFILE | 26 | 26 | 26 | Y | N | Y |
| ENUM-ROOT | 10 | 10 | 10 | Y | N | Y |
| ESS | 255 | 255 | 255 | Y | N | N |
| EXCHANGE-CODE | 5000 | 5000 | 5000 | Y | N | N |
| EXT2SUBSCRIBER | 25000 | 25000 | 25000 | Y | Y | N |
| FEATURE | 1000 | 1000 | 1000 | N | Y | N |
| FEATURE-CONFIG | 1000 | 1000 | 1000 | N | Y | Y |
| FEATURE-CONFIG-BASE | 1000 | 1000 | 1000 | N | N | N |
| FEATURE-CONFIG-BASE-POS-VAL | 1000 | 1000 | 1000 | N | N | N |
| FEATURE-SERVER | 10 | 10 | 10 | Y | Y | Y |
| FS-AUDIT-PROFILE | 10 | 10 | 10 | N | Y | Y |
| GTD-PARM-VALUES | 100 | 100 | 100 | N | N | N |
| H323-GW | 4 | 4 | 4 | Y | N | N |
| H323-GW2GK | 100 | 100 | 100 | Y | N | N |
| H323-TERM | 15000 | 15000 | 15000 | Y | N | N |
| H323-TERM-PROFILE | 200 | 200 | 200 | Y | N | N |
| H323-TG-PROFILE | 100 | 100 | 100 | Y | N | N |
| HTTP-FEATURE-SERVER | 1 | 1 | 1 | N | Y | N |
| II-RESTRICT-LIST | 2500 | 2500 | 2500 | N | N | Y |
| II-WB-LIST | 14063 | 14063 | 14063 | N | Y | N |

Table 2-24 Release 4.5.1 Local Number Portability Database Usage Defaults (continued)

| Table Name or Noun | Number of Records Before Split-NPA | Maximum Record Count | Licensed Record Count | Route CA | Route FSPTC | Route FSAIN |
|------------------------|--|----------------------------|-----------------------------|-------------|----------------|----------------|
| INTL-DIAL-PLAN | 3000 | 3000 | 3000 | Y | N | N |
| INTL-DIAL-PLAN-PROFILE | 10 | 10 | 10 | Y | N | N |
| INTL-WB-LIST | 112500 | 112500 | 112500 | N | Y | N |
| IPSEC-KERBEROS | 1 | 1 | 1 | Y | N | N |
| IPSEC-KERBEROS-KEYS | 256 | 256 | 256 | Y | N | N |
| IPSEC-POLICY | 1000 | 1000 | 1000 | Y | N | N |
| IPSEC-SA | 256 | 256 | 256 | Y | N | N |
| ISDN-BCHAN | 36000 | 36000 | 36000 | Y | N | N |
| ISDN-DCHAN | 1500 | 1500 | 1500 | Y | N | N |
| ISDN-INTF | 1500 | 1500 | 1500 | Y | N | N |
| ISDN-TG-PROFILE | 250 | 250 | 250 | Y | N | N |
| IVR-SCRIPT-PROFILE | 100 | 100 | 100 | N | Y | Y |
| LANGUAGE | 1000 | 1000 | 1000 | N | N | N |
| LATA | 1000 | 1000 | 1000 | Y | Y | N |
| LATA-MAP | 150000 | 150000 | 150000 | Y | Y | N |
| LNP-PROFILE | 10 | 10 | 10 | Y | Y | Y |
| LSA | 30000 | 30000 | 30000 | Y | N | N |
| LSA-PROFILE | 1000 | 1000 | 1000 | N | N | N |
| MAC2SUB | 50000 | 50000 | 50000 | N | Y | N |
| MGCP-RETCODE-ACTION | 2000 | 2000 | 2000 | Y | N | N |
| MGW | 100000 | 100000 | 100000 | Y | N | N |
| MGW-PROFILE | 100 | 100 | 100 | Y | N | N |
| MLHG | 10000 | 10000 | 10000 | Y | Y | N |
| MLHG-PREF-LIST | 1000 | 1000 | 1000 | Y | N | N |
| MLHG-TERMINAL | 50000 | 50000 | 50000 | Y | N | N |
| NATIONAL-WB-LIST | 112500 | 141000 | 141000 | N | Y | N |
| NDC | 50 | 50 | 50 | Y | N | N |
| NOA | 0 | 0 | 0 | N | N | N |
| NOA-ROUTE | 100 | 100 | 100 | Y | N | N |
| NOA-ROUTE-PROFILE | 100 | 100 | 100 | Y | N | N |
| NOD | 100 | 100 | 100 | N | N | N |
| NOD-RESTRICT-LIST | 1000 | 1000 | 1000 | N | Y | N |
| NOD-WB-LIST | 11250 | 11250 | 11250 | N | Y | N |
| OCB-K-VALUE | 689 | 689 | 689 | N | Y | N |
| OCB-PROFILE | 26 | 26 | 26 | N | Y | N |

Table 2-24 Release 4.5.1 Local Number Portability Database Usage Defaults (continued)

| Table Name or Noun | Number of Records Before Split-NPA | Maximum Record Count | Licensed Record Count | Route CA | Route FSPTC | Route FSAIN |
|-----------------------|--|----------------------------|-----------------------------|-------------|----------------|----------------|
| OFFICE-CODE | 50000 | 50000 | 50000 | Y | Y | N |
| OPC | 30 | 30 | 30 | Y | Y | Y |
| POLICY-NXX | 400 | 400 | 400 | Y | N | Y |
| POLICY-ODR | 10000 | 10000 | 10000 | Y | N | Y |
| POLICY-OLI | 100 | 100 | 100 | Y | N | Y |
| POLICY-PERCENT | 400 | 400 | 400 | Y | N | Y |
| POLICY-POP | 12500 | 12500 | 12500 | Y | N | Y |
| POLICY-PREFIX | 10000 | 10000 | 10000 | Y | N | Y |
| POLICY-REGION | 1100 | 1100 | 1100 | Y | N | Y |
| POLICY-TOD | 400 | 400 | 400 | Y | N | Y |
| POP | 255 | 255 | 255 | Y | Y | Y |
| PORTED-OFFICE-CODE | 640000 | 640000 | 640000 | Y | N | N |
| QOS | 1000 | 1000 | 1000 | Y | N | N |
| RADIUS-PROFILE | 20 | 20 | 20 | Y | Y | N |
| REGION-CODE | 800 | 800 | 800 | Y | N | N |
| REGION-PROFILE | 20000 | 25000 | 25000 | Y | N | Y |
| RELEASE-CAUSE | 10000 | 10000 | 10000 | Y | N | N |
| ROUTE | 2000 | 2000 | 2000 | Y | N | N |
| ROUTE-GUIDE | 1000 | 1000 | 1000 | Y | N | Y |
| ROUTING-KEY | 15360 | 15360 | 15360 | Y | Y | Y |
| RUDP-BACKHAUL-SESSION | 6000 | 6000 | 6000 | Y | N | N |
| SC1D | 30000 | 30000 | 30000 | N | Y | N |
| SC2D | 30000 | 30000 | 30000 | N | Y | N |
| SCCP-NW | 255 | 255 | 255 | N | Y | Y |
| SCCP-ROUTE | 65535 | 65535 | 65535 | N | Y | Y |
| SCRIPT | 1000 | 1000 | 1000 | Y | N | N |
| SCTP-ASSOC | 240 | 240 | 240 | Y | Y | Y |
| SCTP-ASSOC-PROFILE | 120 | 120 | 120 | Y | Y | Y |
| SERVICE | 2000 | 2000 | 2000 | N | Y | N |
| SERVICE-PROVIDER | 1000 | 1000 | 1000 | Y | N | N |
| SERVICE-TRIGGER | 20000 | 20000 | 20000 | Y | N | N |
| SERVING-DOMAIN-NAME | 1000 | 1000 | 1000 | Y | N | N |
| SG | 20 | 20 | 20 | Y | Y | Y |
| SG-GRP | 20 | 20 | 20 | Y | Y | Y |
| SGP | 40 | 40 | 40 | Y | Y | Y |

Table 2-24 Release 4.5.1 Local Number Portability Database Usage Defaults (continued)

| Table Name or Noun | Number of Records Before Split-NPA | Maximum Record Count | Licensed Record Count | Route CA | Route FSPTC | Route FSAIN |
|----------------------------|--|----------------------------|-----------------------------|-------------|----------------|----------------|
| SIP-TIMER-PROFILE | 10 | 10 | 10 | Y | N | N |
| SIPT-ISUP-VER-ALIAS | 200 | 200 | 200 | Y | N | N |
| SLE | 30000 | 30000 | 30000 | N | Y | N |
| SLHR | 480 | 480 | 480 | N | Y | Y |
| SLHR-PROFILE | 16 | 16 | 16 | N | N | N |
| SOFTSW-TG-PROFILE | 100 | 100 | 100 | Y | N | N |
| SPECIAL-CALL-TYPE | 100 | 100 | 100 | Y | N | N |
| SPLIT-NPA | 1100 | 1100 | 1100 | Y | Y | N |
| SS7_Q761_TG_PROFILE | 100 | 100 | 100 | Y | N | N |
| SS7_Q767_TG_PROFILE | 100 | 100 | 100 | Y | N | N |
| SS7-ANSI-TG-PROFILE | 100 | 100 | 100 | Y | N | N |
| SS7-CIC | 96000 | 96000 | 96000 | Y | N | N |
| STATIC-CONTACT | 5000 | 5000 | 5000 | Y | N | N |
| SUBSCRIBER | 150000 | 150000 | 125000 | Y | Y | N |
| SUBSCRIBER-FEATURE-DATA | 900000 | 900000 | 900000 | N | Y | N |
| SUBSCRIBER-PROFILE | 2550 | 2550 | 2550 | Y | Y | N |
| SUBSCRIBER-SERVICE-PROFILE | 1500000 | 1500000 | 1500000 | Y | Y | N |
| SUBSCRIBER-TOD-SCHEDULE | 1500 | 1500 | 1500 | N | Y | N |
| SUBSYSTEM | 480 | 480 | 480 | N | Y | Y |
| SUBSYSTEM-GRP | 16 | 16 | 16 | N | Y | Y |
| SUBSYSTEM-PROFILE | 16 | 16 | 16 | N | Y | Y |
| TECH-PREFIX-GRP | 1000 | 1000 | 1000 | Y | N | N |
| TECH-PREFIX-GRP-PROFILE | 4 | 4 | 4 | Y | N | N |
| TERMINATION | 180000 | 180000 | 180000 | Y | N | N |
| TIMEZONE | 400 | 400 | 400 | N | N | N |
| TRIGGER-DETECTION-POINT | 50 | 50 | 50 | N | N | N |
| TRIGGER-ID | 100 | 100 | 100 | N | N | N |
| TRIGGER-NOD-ESCAPE-LIST | 100 | 100 | 100 | Y | N | N |
| TRUNK | 100000 | 100000 | 100000 | Y | N | N |
| TRUNK-GRP | 10000 | 10000 | 10000 | Y | N | N |
| TRUNK-GRP-FEATURE-DATA | 1000 | 1000 | 1000 | N | Y | N |
| TRUNK-GRP-SERVICE-PROFILE | 1100 | 1100 | 1100 | Y | Y | N |
| USER-AUTH | 50000 | 50000 | 50000 | Y | N | N |
| USER-PART-VARIANT | 200 | 200 | 200 | Y | N | N |
| VAR-DEFAULT | 1000 | 1000 | 1000 | N | N | N |

Table 2-24 Release 4.5.1 Local Number Portability Database Usage Defaults (continued)

| Table Name or Noun | Number of Records Before Split-NPA | Maximum Record Count | Licensed Record Count | Route CA | Route FSPTC | Route FSAIN |
|--------------------|------------------------------------|----------------------|-----------------------|----------|-------------|-------------|
| VSC | 1000 | 1000 | 1000 | N | Y | N |
| WIRETAP | 3000 | 3750 | 3750 | Y | N | N |
| ZZZ-CODE | 255 | 255 | 255 | Y | N | N |

Local Number Portability Database Usage Defaults - Routing Number

[Table 2-25](#) details the predefined defaults for the Database Usage table for Local Number Portability - Routing Number in Release 4.5.1.

Table 2-25 Release 4.5.1 Local Number Portability Database Usage Defaults - Routing Number

| Table Name or Noun | Number of Records Before Split-NPA | Maximum Record Count | Licensed Record Count | Route CA | Route FSPTC | Route FSAIN |
|-----------------------|------------------------------------|----------------------|-----------------------|----------|-------------|-------------|
| AAA-SERVER-GRP | 26 | 26 | 26 | N | Y | N |
| ACTIVITY | 100 | 100 | 100 | Y | Y | Y |
| ACTIVITY-BASE | 100 | 100 | 100 | N | N | N |
| AGGR | 1000 | 1000 | 1000 | Y | N | N |
| AGGR-PROFILE | 10 | 10 | 10 | Y | N | N |
| ANI | 400000 | 400000 | 400000 | N | Y | N |
| ANI-SCREENING | 15000 | 18800 | 18800 | Y | N | N |
| ANI-SCREENING-PROFILE | 1500 | 1500 | 1500 | Y | N | N |
| ANI-WB-LIST | 25000 | 31250 | 31250 | N | N | Y |
| ANNC-TG-PROFILE | 100 | 100 | 100 | Y | N | N |
| ANNC-TRUNK | 6120 | 6120 | 6120 | Y | N | N |
| ANNOUNCEMENT | 1000 | 1000 | 1000 | Y | N | N |
| AOR2SUB | 50000 | 50000 | 50000 | Y | N | N |
| APP-SERVER | 255 | 255 | 255 | Y | Y | N |
| AUDIO-SEGMENT | 5000 | 5000 | 5000 | N | Y | Y |
| AUDIO-SEQ | 1000 | 1000 | 1000 | N | Y | Y |
| AUTH-CODE | 250000 | 250000 | 250000 | N | Y | N |
| AUTH-CODE-GRP | 25000 | 25000 | 25000 | N | Y | N |
| AUTH-REALM | 1000 | 1000 | 1000 | Y | N | N |
| BACKHAUL-SET | 1500 | 1500 | 1500 | Y | N | N |
| CA-CONFIG | 1000 | 1000 | 1000 | Y | Y | Y |
| CA-CONFIG-BASE | 1000 | 1000 | 1000 | Y | Y | Y |
| CALL-AGENT | 10 | 10 | 10 | Y | Y | Y |

Table 2-25 Release 4.5.1 Local Number Portability Database Usage Defaults - Routing Number (continued)

| Table Name or Noun | Number of Records Before Split-NPA | Maximum Record Count | Licensed Record Count | Route CA | Route FSPTC | Route FSAIN |
|--------------------------|--|----------------------------|-----------------------------|-------------|----------------|----------------|
| CALL-AGENT-PROFILE | 10 | 10 | 10 | Y | Y | Y |
| CALL-CTRL-ROUTE | 15360 | 15360 | 15360 | Y | N | N |
| CALL-SUBTYPE | 1000 | 1000 | 1000 | N | N | N |
| CALL-TYPE | 100 | 100 | 100 | N | N | N |
| CALL-TYPE-PROFILE | 100 | 100 | 100 | Y | N | N |
| CARRIER | 10000 | 10000 | 10000 | Y | N | N |
| CAS-TG-PROFILE | 100 | 100 | 100 | Y | N | N |
| CASUAL-WB-LIST | 112500 | 112500 | 112500 | N | Y | N |
| CAUSE-CODE-MAP | 2000 | 2000 | 2000 | Y | N | N |
| CAUSE-CODE-MAP-PROFILE | 100 | 100 | 100 | Y | N | N |
| CENTREX-GRP | 500 | 500 | 500 | Y | Y | N |
| CHANGED-NUMBER | 2250 | 3000 | 3000 | Y | N | N |
| CIPHERSUITE | 1000 | 1000 | 1000 | Y | N | N |
| CIPHERSUITE-PROFILE | 1000 | 1000 | 1000 | N | N | N |
| CIRCUIT-CODE | 255 | 255 | 255 | Y | N | N |
| CLLI-CODE | 255 | 255 | 255 | N | N | N |
| COS-RESTRICT | 112500 | 112500 | 112500 | N | Y | N |
| CPSG | 1000 | 1000 | 1000 | Y | Y | N |
| CUST-GRP | 2500 | 2500 | 2500 | N | N | Y |
| CUSTOM-DIAL-PLAN | 10000 | 10000 | 10000 | N | Y | N |
| CUSTOM-DIAL-PLAN-PROFILE | 500 | 500 | 500 | N | N | N |
| DB-THRESHOLDS | 1000 | 1000 | 1000 | N | N | N |
| DB-USAGE | 1000 | 1000 | 1000 | N | N | N |
| DESTINATION | 5000 | 5000 | 5000 | Y | N | N |
| DIAL-PLAN | 1000000 | 1000000 | 1000000 | Y | N | N |
| DIAL-PLAN-PROFILE | 1000 | 1000 | 1000 | Y | N | N |
| DIGIT-MAP | 1000 | 1000 | 1000 | Y | N | N |
| DIGMAN | 13500 | 13500 | 13500 | Y | N | N |
| DIGMAN-PROFILE | 2700 | 2700 | 2700 | Y | N | N |
| DN2CUST-GRP | 250000 | 250000 | 250000 | N | N | Y |
| DN2GN | 100 | 100 | 100 | N | N | Y |
| DN2RN | 5000000 | 5000000 | 5000000 | N | N | Y |
| DN2SUBSCRIBER | 225000 | 225000 | 225000 | Y | N | N |
| DOMAIN2ROUTE | 1000 | 1000 | 1000 | Y | N | N |
| DPC | 7680 | 7680 | 7680 | Y | Y | Y |

Table 2-25 Release 4.5.1 Local Number Portability Database Usage Defaults - Routing Number (continued)

| Table Name or Noun | Number of Records Before Split-NPA | Maximum Record Count | Licensed Record Count | Route CA | Route FSPTC | Route FSAIN |
|-----------------------------|--|----------------------------|-----------------------------|-------------|----------------|----------------|
| DS1 | 4200 | 4200 | 4200 | Y | N | N |
| EMERGENCY-NUMBER-LIST | 50 | 50 | 50 | Y | N | N |
| ENUM-CALL-TYPE | 100 | 100 | 100 | Y | N | N |
| ENUM-PROFILE | 26 | 26 | 26 | Y | N | Y |
| ENUM-ROOT | 10 | 10 | 10 | Y | N | Y |
| ESS | 255 | 255 | 255 | Y | N | N |
| EXCHANGE-CODE | 5000 | 5000 | 5000 | Y | N | N |
| EXT2SUBSCRIBER | 25000 | 25000 | 25000 | Y | Y | N |
| FEATURE | 1000 | 1000 | 1000 | N | Y | N |
| FEATURE-CONFIG | 1000 | 1000 | 1000 | N | Y | Y |
| FEATURE-CONFIG-BASE | 1000 | 1000 | 1000 | N | N | N |
| FEATURE-CONFIG-BASE-POS-VAL | 1000 | 1000 | 1000 | N | N | N |
| FEATURE-SERVER | 10 | 10 | 10 | Y | Y | Y |
| FS-AUDIT-PROFILE | 10 | 10 | 10 | N | Y | Y |
| GTD-PARM-VALUES | 100 | 100 | 100 | N | N | N |
| H323-GW | 4 | 4 | 4 | Y | N | N |
| H323-GW2GK | 100 | 100 | 100 | Y | N | N |
| H323-TERM | 15000 | 15000 | 15000 | Y | N | N |
| H323-TERM-PROFILE | 200 | 200 | 200 | Y | N | N |
| H323-TG-PROFILE | 100 | 100 | 100 | Y | N | N |
| HTTP-FEATURE-SERVER | 1 | 1 | 1 | N | Y | N |
| II-RESTRICT-LIST | 2500 | 2500 | 2500 | N | N | Y |
| II-WB-LIST | 14063 | 14063 | 14063 | N | Y | N |
| INTL-DIAL-PLAN | 3000 | 3000 | 3000 | Y | N | N |
| INTL-DIAL-PLAN-PROFILE | 10 | 10 | 10 | Y | N | N |
| INTL-WB-LIST | 112500 | 112500 | 112500 | N | Y | N |
| IPSEC-KERBEROS | 1 | 1 | 1 | Y | N | N |
| IPSEC-KERBEROS-KEYS | 256 | 256 | 256 | Y | N | N |
| IPSEC-POLICY | 1000 | 1000 | 1000 | Y | N | N |
| IPSEC-SA | 256 | 256 | 256 | Y | N | N |
| ISDN-BCHAN | 36000 | 36000 | 36000 | Y | N | N |
| ISDN-DCHAN | 1500 | 1500 | 1500 | Y | N | N |
| ISDN-INTF | 1500 | 1500 | 1500 | Y | N | N |
| ISDN-TG-PROFILE | 250 | 250 | 250 | Y | N | N |
| IVR-SCRIPT-PROFILE | 100 | 100 | 100 | N | Y | Y |

Table 2-25 Release 4.5.1 Local Number Portability Database Usage Defaults - Routing Number (continued)

| Table Name or Noun | Number of Records Before Split-NPA | Maximum Record Count | Licensed Record Count | Route CA | Route FSPTC | Route FSAIN |
|---------------------|--|----------------------------|-----------------------------|-------------|----------------|----------------|
| LANGUAGE | 1000 | 1000 | 1000 | N | N | N |
| LATA | 1000 | 1000 | 1000 | Y | Y | N |
| LATA-MAP | 150000 | 150000 | 150000 | Y | Y | N |
| LNP-PROFILE | 10 | 10 | 10 | Y | Y | Y |
| LSA | 30000 | 30000 | 30000 | Y | N | N |
| LSA-PROFILE | 1000 | 1000 | 1000 | N | N | N |
| MAC2SUB | 50000 | 50000 | 50000 | N | Y | N |
| MGCP-RETCODE-ACTION | 2000 | 2000 | 2000 | Y | N | N |
| MGW | 100000 | 100000 | 100000 | Y | N | N |
| MGW-PROFILE | 100 | 100 | 100 | Y | N | N |
| MLHG | 10000 | 10000 | 10000 | Y | Y | N |
| MLHG-PREF-LIST | 1000 | 1000 | 1000 | Y | N | N |
| MLHG-TERMINAL | 50000 | 50000 | 50000 | Y | N | N |
| NATIONAL-WB-LIST | 112500 | 141000 | 141000 | N | Y | N |
| NDC | 50 | 50 | 50 | Y | N | N |
| NOA | 0 | 0 | 0 | N | N | N |
| NOA-ROUTE | 100 | 100 | 100 | Y | N | N |
| NOA-ROUTE-PROFILE | 100 | 100 | 100 | Y | N | N |
| NOD | 100 | 100 | 100 | N | N | N |
| NOD-RESTRICT-LIST | 1000 | 1000 | 1000 | N | Y | N |
| NOD-WB-LIST | 11250 | 11250 | 11250 | N | Y | N |
| OCB-K-VALUE | 689 | 689 | 689 | N | Y | N |
| OCB-PROFILE | 26 | 26 | 26 | N | Y | N |
| OFFICE-CODE | 50000 | 50000 | 50000 | Y | Y | N |
| OPC | 30 | 30 | 30 | Y | Y | Y |
| POLICY-NXX | 400 | 400 | 400 | Y | N | Y |
| POLICY-ODR | 10000 | 10000 | 10000 | Y | N | Y |
| POLICY-OLI | 100 | 100 | 100 | Y | N | Y |
| POLICY-PERCENT | 400 | 400 | 400 | Y | N | Y |
| POLICY-POP | 12500 | 12500 | 12500 | Y | N | Y |
| POLICY-PREFIX | 10000 | 10000 | 10000 | Y | N | Y |
| POLICY-REGION | 1100 | 1100 | 1100 | Y | N | Y |
| POLICY-TOD | 400 | 400 | 400 | Y | N | Y |
| POP | 255 | 255 | 255 | Y | Y | Y |
| PORTED-OFFICE-CODE | 640000 | 640000 | 640000 | Y | N | N |

Table 2-25 Release 4.5.1 Local Number Portability Database Usage Defaults - Routing Number (continued)

| Table Name or Noun | Number of Records Before Split-NPA | Maximum Record Count | Licensed Record Count | Route CA | Route FSPTC | Route FSAIN |
|-----------------------|--|----------------------------|-----------------------------|-------------|----------------|----------------|
| QOS | 1000 | 1000 | 1000 | Y | N | N |
| RADIUS-PROFILE | 20 | 20 | 20 | Y | Y | N |
| REGION-CODE | 800 | 800 | 800 | Y | N | N |
| REGION-PROFILE | 20000 | 25000 | 25000 | Y | N | Y |
| RELEASE-CAUSE | 10000 | 10000 | 10000 | Y | N | N |
| ROUTE | 2000 | 2000 | 2000 | Y | N | N |
| ROUTE-GUIDE | 1000 | 1000 | 1000 | Y | N | Y |
| ROUTING-KEY | 15360 | 15360 | 15360 | Y | Y | Y |
| RUDP-BACKHAUL-SESSION | 6000 | 6000 | 6000 | Y | N | N |
| SC1D | 30000 | 30000 | 30000 | N | Y | N |
| SC2D | 30000 | 30000 | 30000 | N | Y | N |
| SCCP-NW | 255 | 255 | 255 | N | Y | Y |
| SCCP-ROUTE | 65535 | 65535 | 65535 | N | Y | Y |
| SCRIPT | 1000 | 1000 | 1000 | Y | N | N |
| SCTP-ASSOC | 240 | 240 | 240 | Y | Y | Y |
| SCTP-ASSOC-PROFILE | 120 | 120 | 120 | Y | Y | Y |
| SERVICE | 2000 | 2000 | 2000 | N | Y | N |
| SERVICE-PROVIDER | 1000 | 1000 | 1000 | Y | N | N |
| SERVICE-TRIGGER | 20000 | 20000 | 20000 | Y | N | N |
| SERVING-DOMAIN-NAME | 1000 | 1000 | 1000 | Y | N | N |
| SG | 20 | 20 | 20 | Y | Y | Y |
| SG-GRP | 20 | 20 | 20 | Y | Y | Y |
| SGP | 40 | 40 | 40 | Y | Y | Y |
| SIP-TIMER-PROFILE | 10 | 10 | 10 | Y | N | N |
| SIPT-ISUP-VER-ALIAS | 200 | 200 | 200 | Y | N | N |
| SLE | 30000 | 30000 | 30000 | N | Y | N |
| SLHR | 480 | 480 | 480 | N | Y | Y |
| SLHR-PROFILE | 16 | 16 | 16 | N | N | N |
| SOFTSW-TG-PROFILE | 100 | 100 | 100 | Y | N | N |
| SPECIAL-CALL-TYPE | 100 | 100 | 100 | Y | N | N |
| SPLIT-NPA | 1100 | 1100 | 1100 | Y | Y | N |
| SS7_Q761_TG_PROFILE | 100 | 100 | 100 | Y | N | N |
| SS7_Q767_TG_PROFILE | 100 | 100 | 100 | Y | N | N |
| SS7-ANSI-TG-PROFILE | 100 | 100 | 100 | Y | N | N |
| SS7-CIC | 96000 | 96000 | 96000 | Y | N | N |

Table 2-25 Release 4.5.1 Local Number Portability Database Usage Defaults - Routing Number (continued)

| Table Name or Noun | Number of Records Before Split-NPA | Maximum Record Count | Licensed Record Count | Route CA | Route FSPTC | Route FSAIN |
|----------------------------|--|----------------------------|-----------------------------|-------------|----------------|----------------|
| STATIC-CONTACT | 5000 | 5000 | 5000 | Y | N | N |
| SUBSCRIBER | 150000 | 150000 | 125000 | Y | Y | N |
| SUBSCRIBER-FEATURE-DATA | 900000 | 900000 | 900000 | N | Y | N |
| SUBSCRIBER-PROFILE | 2550 | 2550 | 2550 | Y | Y | N |
| SUBSCRIBER-SERVICE-PROFILE | 1500000 | 1500000 | 1500000 | Y | Y | N |
| SUBSCRIBER-TOD-SCHEDULE | 1500 | 1500 | 1500 | N | Y | N |
| SUBSYSTEM | 480 | 480 | 480 | N | Y | Y |
| SUBSYSTEM-GRP | 16 | 16 | 16 | N | Y | Y |
| SUBSYSTEM-PROFILE | 16 | 16 | 16 | N | Y | Y |
| TECH-PREFIX-GRP | 1000 | 1000 | 1000 | Y | N | N |
| TECH-PREFIX-GRP-PROFILE | 4 | 4 | 4 | Y | N | N |
| TERMINATION | 180000 | 180000 | 180000 | Y | N | N |
| TIMEZONE | 400 | 400 | 400 | N | N | N |
| TRIGGER-DETECTION-POINT | 50 | 50 | 50 | N | N | N |
| TRIGGER-ID | 100 | 100 | 100 | N | N | N |
| TRIGGER-NOD-ESCAPE-LIST | 100 | 100 | 100 | Y | N | N |
| TRUNK | 100000 | 100000 | 100000 | Y | N | N |
| TRUNK-GRP | 10000 | 10000 | 10000 | Y | N | N |
| TRUNK-GRP-FEATURE-DATA | 1000 | 1000 | 1000 | N | Y | N |
| TRUNK-GRP-SERVICE-PROFILE | 1100 | 1100 | 1100 | Y | Y | N |
| USER-AUTH | 50000 | 50000 | 50000 | Y | N | N |
| USER-PART-VARIANT | 200 | 200 | 200 | Y | N | N |
| VAR-DEFAULT | 1000 | 1000 | 1000 | N | N | N |
| VSC | 1000 | 1000 | 1000 | N | Y | N |
| WIRETAP | 3000 | 3750 | 3750 | Y | N | N |
| ZZZ-CODE | 255 | 255 | 255 | Y | N | N |

Cable8 Database Usage Defaults

Table 2-26 details the predefined defaults for the Database Usage table for Cable 8 in Release 4.5.1.

Table 2-26 Release 4.5.1 Cable8 Database Usage Defaults

| Table Name or Noun | Number of Records Before Split-NPA | Maximum Record Count | Licensed Record Count | Route CA | Route FSPTC | Route FSAIN |
|------------------------|---|----------------------------|-----------------------------|-------------|----------------|----------------|
| AAA-SERVER-GRP | 100 | 100 | 100 | N | Y | N |
| ACTIVITY | 100 | 100 | 100 | Y | Y | Y |
| ACTIVITY-BASE | 100 | 100 | 100 | N | N | N |
| AGGR | 2100 | 2100 | 2100 | Y | N | N |
| AGGR-PROFILE | 10 | 10 | 10 | Y | N | N |
| ANI | 400000 | 400000 | 400000 | N | Y | N |
| ANI-SCREENING | 15000 | 18800 | 18800 | Y | N | N |
| ANI-SCREENING-PROFILE | 1500 | 1500 | 1500 | Y | N | N |
| ANI-WB-LIST | 25000 | 31250 | 31250 | N | N | Y |
| ANNC-TG-PROFILE | 100 | 100 | 100 | Y | N | N |
| ANNC-TRUNK | 24000 | 24000 | 24000 | Y | N | N |
| ANNOUNCEMENT | 1000 | 1000 | 1000 | Y | N | N |
| AOR2SUB | 10000 | 10000 | 10000 | Y | N | N |
| APP-SERVER | 1000 | 1000 | 1000 | Y | Y | N |
| AUDIO-SEGMENT | 5000 | 5000 | 5000 | N | Y | Y |
| AUDIO-SEQ | 1000 | 1000 | 1000 | N | Y | Y |
| AUTH-CODE | 250000 | 250000 | 250000 | N | Y | N |
| AUTH-CODE-GRP | 25000 | 25000 | 25000 | N | Y | N |
| AUTH-REALM | 1000 | 1000 | 1000 | Y | N | N |
| BACKHAUL-SET | 1500 | 1500 | 1500 | Y | N | N |
| CA-CONFIG | 1000 | 1000 | 1000 | Y | Y | Y |
| CA-CONFIG-BASE | 1000 | 1000 | 1000 | Y | Y | Y |
| CALL-AGENT | 10 | 10 | 10 | Y | Y | Y |
| CALL-AGENT-PROFILE | 10 | 10 | 10 | Y | Y | Y |
| CALL-CTRL-ROUTE | 15360 | 15360 | 15360 | Y | N | N |
| CALL-SUBTYPE | 1000 | 1000 | 1000 | N | N | N |
| CALL-TYPE | 100 | 100 | 100 | N | N | N |
| CALL-TYPE-PROFILE | 100 | 100 | 100 | Y | N | N |
| CARRIER | 10000 | 10000 | 10000 | Y | N | N |
| CAS-TG-PROFILE | 100 | 100 | 100 | Y | N | N |
| CASUAL-WB-LIST | 187500 | 187500 | 187500 | N | Y | N |
| CAUSE-CODE-MAP | 2000 | 2000 | 2000 | Y | N | N |
| CAUSE-CODE-MAP-PROFILE | 100 | 100 | 100 | Y | N | N |

Table 2-26 Release 4.5.1 Cable8 Database Usage Defaults (continued)

| Table Name or Noun | Number of Records Before Split-NPA | Maximum Record Count | Licensed Record Count | Route CA | Route FSPTC | Route FSAIN |
|--------------------------|---|----------------------------|-----------------------------|-------------|----------------|----------------|
| CENTREX-GRP | 1000 | 1000 | 1000 | Y | Y | N |
| CHANGED-NUMBER | 3750 | 5000 | 5000 | Y | N | N |
| CIPHERSUITE | 2100 | 2100 | 2100 | Y | N | N |
| CIPHERSUITE-PROFILE | 2100 | 2100 | 2100 | N | N | N |
| CIRCUIT-CODE | 1000 | 1000 | 1000 | Y | N | N |
| CLLI-CODE | 1000 | 1000 | 1000 | N | N | N |
| COS-RESTRICT | 187500 | 187500 | 187500 | N | Y | N |
| CPSG | 2000 | 2000 | 2000 | Y | Y | N |
| CUST-GRP | 2500 | 2500 | 2500 | N | N | Y |
| CUSTOM-DIAL-PLAN | 20000 | 20000 | 20000 | N | Y | N |
| CUSTOM-DIAL-PLAN-PROFILE | 1000 | 1000 | 1000 | N | N | N |
| DB-THRESHOLDS | 1000 | 1000 | 1000 | N | N | N |
| DB-USAGE | 1000 | 1000 | 1000 | N | N | N |
| DESTINATION | 10000 | 10000 | 10000 | Y | N | N |
| DIAL-PLAN | 1000000 | 1000000 | 1000000 | Y | N | N |
| DIAL-PLAN-PROFILE | 1000 | 1000 | 1000 | Y | N | N |
| DIGIT-MAP | 2000 | 2000 | 2000 | Y | N | N |
| DIGMAN | 16000 | 16000 | 16000 | Y | N | N |
| DIGMAN-PROFILE | 3200 | 3200 | 3200 | Y | N | N |
| DN2CUST-GRP | 250000 | 250000 | 250000 | N | N | Y |
| DN2GN | 100 | 100 | 100 | N | N | Y |
| DN2RN | 100 | 100 | 100 | N | N | Y |
| DN2SUBSCRIBER | 375000 | 375000 | 375000 | Y | N | N |
| DOMAIN2ROUTE | 1000 | 1000 | 1000 | Y | N | N |
| DPC | 7680 | 7680 | 7680 | Y | Y | Y |
| DS1 | 5000 | 5000 | 5000 | Y | N | N |
| EMERGENCY-NUMBER-LIST | 50 | 50 | 50 | Y | N | N |
| ENUM-CALL-TYPE | 100 | 100 | 100 | Y | N | N |
| ENUM-PROFILE | 100 | 100 | 100 | Y | N | Y |
| ENUM-ROOT | 10 | 10 | 10 | Y | N | Y |
| ESS | 1000 | 1000 | 1000 | Y | N | N |
| EXCHANGE-CODE | 64000 | 64000 | 64000 | Y | N | N |
| EXT2SUBSCRIBER | 50000 | 50000 | 50000 | Y | Y | N |
| FEATURE | 1000 | 1000 | 1000 | N | Y | N |

Table 2-26 Release 4.5.1 Cable8 Database Usage Defaults (continued)

| Table Name or Noun | Number of Records Before Split-NPA | Maximum Record Count | Licensed Record Count | Route CA | Route FSPTC | Route FSAIN |
|-----------------------------|---|----------------------------|-----------------------------|-------------|----------------|----------------|
| FEATURE-CONFIG | 1000 | 1000 | 1000 | N | Y | Y |
| FEATURE-CONFIG-BASE | 1000 | 1000 | 1000 | N | N | N |
| FEATURE-CONFIG-BASE-POS-VAL | 1000 | 1000 | 1000 | N | N | N |
| FEATURE-SERVER | 10 | 10 | 10 | Y | Y | Y |
| FS-AUDIT-PROFILE | 10 | 10 | 10 | N | Y | Y |
| GTD-PARM-VALUES | 100 | 100 | 100 | N | N | N |
| H323-GW | 4 | 4 | 4 | Y | N | N |
| H323-GW2GK | 100 | 100 | 100 | Y | N | N |
| H323-TERM | 250 | 250 | 250 | Y | N | N |
| H323-TERM-PROFILE | 200 | 200 | 200 | Y | N | N |
| H323-TG-PROFILE | 100 | 100 | 100 | Y | N | N |
| HTTP-FEATURE-SERVER | 1 | 1 | 1 | N | Y | N |
| II-RESTRICT-LIST | 2500 | 2500 | 2500 | N | N | Y |
| II-WB-LIST | 23438 | 23438 | 23438 | N | Y | N |
| INTL-DIAL-PLAN | 60000 | 60000 | 60000 | Y | N | N |
| INTL-DIAL-PLAN-PROFILE | 200 | 200 | 200 | Y | N | N |
| INTL-WB-LIST | 187500 | 187500 | 187500 | N | Y | N |
| IPSEC-KERBEROS | 1 | 1 | 1 | Y | N | N |
| IPSEC-KERBEROS-KEYS | 256 | 256 | 256 | Y | N | N |
| IPSEC-POLICY | 2100 | 2100 | 2100 | Y | N | N |
| IPSEC-SA | 256 | 256 | 256 | Y | N | N |
| ISDN-BCHAN | 36000 | 36000 | 36000 | Y | N | N |
| ISDN-DCHAN | 1500 | 1500 | 1500 | Y | N | N |
| ISDN-INTF | 1500 | 1500 | 1500 | Y | N | N |
| ISDN-TG-PROFILE | 250 | 250 | 250 | Y | N | N |
| IVR-SCRIPT-PROFILE | 100 | 100 | 100 | N | Y | Y |
| LANGUAGE | 1000 | 1000 | 1000 | N | N | N |
| LATA | 1000 | 1000 | 1000 | Y | Y | N |
| LATA-MAP | 150000 | 150000 | 150000 | Y | Y | N |
| LNP-PROFILE | 10 | 10 | 10 | Y | Y | Y |
| LSA | 30000 | 30000 | 30000 | Y | N | N |
| LSA-PROFILE | 1000 | 1000 | 1000 | N | N | N |
| MAC2SUB | 10000 | 10000 | 10000 | N | Y | N |
| MGCP-RETCODE-ACTION | 2000 | 2000 | 2000 | Y | N | N |

Table 2-26 Release 4.5.1 Cable8 Database Usage Defaults (continued)

| Table Name or Noun | Number of Records Before Split-NPA | Maximum Record Count | Licensed Record Count | Route CA | Route FSPTC | Route FSAIN |
|--------------------|---|----------------------------|-----------------------------|-------------|----------------|----------------|
| MGW | 210000 | 210000 | 210000 | Y | N | N |
| MGW-PROFILE | 100 | 100 | 100 | Y | N | N |
| MLHG | 30000 | 30000 | 30000 | Y | Y | N |
| MLHG-PREF-LIST | 3000 | 3000 | 3000 | Y | N | N |
| MLHG-TERMINAL | 150000 | 150000 | 150000 | Y | N | N |
| NATIONAL-WB-LIST | 187500 | 235000 | 235000 | N | Y | N |
| NDC | 800 | 800 | 800 | Y | N | N |
| NOA | 0 | 0 | 0 | N | N | N |
| NOA-ROUTE | 100 | 100 | 100 | Y | N | N |
| NOA-ROUTE-PROFILE | 100 | 100 | 100 | Y | N | N |
| NOD | 100 | 100 | 100 | N | N | N |
| NOD-RESTRICT-LIST | 1000 | 1000 | 1000 | N | Y | N |
| NOD-WB-LIST | 18750 | 18750 | 18750 | N | Y | N |
| OCB-K-VALUE | 2700 | 2700 | 2700 | N | Y | N |
| OCB-PROFILE | 100 | 100 | 100 | N | Y | N |
| OFFICE-CODE | 200000 | 200000 | 200000 | Y | Y | N |
| OPC | 30 | 30 | 30 | Y | Y | Y |
| POLICY-NXX | 400 | 400 | 400 | Y | N | Y |
| POLICY-ODR | 10000 | 10000 | 10000 | Y | N | Y |
| POLICY-OLI | 100 | 100 | 100 | Y | N | Y |
| POLICY-PERCENT | 400 | 400 | 400 | Y | N | Y |
| POLICY-POP | 25000 | 25000 | 25000 | Y | N | Y |
| POLICY-PREFIX | 10000 | 10000 | 10000 | Y | N | Y |
| POLICY-REGION | 1100 | 1100 | 1100 | Y | N | Y |
| POLICY-TOD | 400 | 400 | 400 | Y | N | Y |
| POP | 1000 | 1000 | 1000 | Y | Y | Y |
| PORTED-OFFICE-CODE | 640000 | 640000 | 640000 | Y | N | N |
| QOS | 2100 | 2100 | 2100 | Y | N | N |
| RADIUS-PROFILE | 20 | 20 | 20 | Y | Y | N |
| REGION-CODE | 800 | 800 | 800 | Y | N | N |
| REGION-PROFILE | 20000 | 25000 | 25000 | Y | N | Y |
| RELEASE-CAUSE | 10000 | 10000 | 10000 | Y | N | N |
| ROUTE | 2000 | 2000 | 2000 | Y | N | N |
| ROUTE-GUIDE | 1000 | 1000 | 1000 | Y | N | Y |

Table 2-26 Release 4.5.1 Cable8 Database Usage Defaults (continued)

| Table Name or Noun | Number of Records Before Split-NPA | Maximum Record Count | Licensed Record Count | Route CA | Route FSPTC | Route FSAIN |
|----------------------------|---|----------------------------|-----------------------------|-------------|----------------|----------------|
| ROUTING-KEY | 15360 | 15360 | 15360 | Y | Y | Y |
| RUDP-BACKHAUL-SESSION | 6000 | 6000 | 6000 | Y | N | N |
| SC1D | 50000 | 50000 | 50000 | N | Y | N |
| SC2D | 50000 | 50000 | 50000 | N | Y | N |
| SCCP-NW | 255 | 255 | 255 | N | Y | Y |
| SCCP-ROUTE | 65535 | 65535 | 65535 | N | Y | Y |
| SCRIPT | 1000 | 1000 | 1000 | Y | N | N |
| SCTP-ASSOC | 240 | 240 | 240 | Y | Y | Y |
| SCTP-ASSOC-PROFILE | 120 | 120 | 120 | Y | Y | Y |
| SERVICE | 2000 | 2000 | 2000 | N | Y | N |
| SERVICE-PROVIDER | 10 | 10 | 10 | Y | N | N |
| SERVICE-TRIGGER | 20000 | 20000 | 20000 | Y | N | N |
| SERVING-DOMAIN-NAME | 1000 | 1000 | 1000 | Y | N | N |
| SG | 20 | 20 | 20 | Y | Y | Y |
| SG-GRP | 20 | 20 | 20 | Y | Y | Y |
| SGP | 40 | 40 | 40 | Y | Y | Y |
| SIP-TIMER-PROFILE | 10 | 10 | 10 | Y | N | N |
| SIPT-ISUP-VER-ALIAS | 200 | 200 | 200 | Y | N | N |
| SLE | 50000 | 50000 | 50000 | N | Y | N |
| SLHR | 480 | 480 | 480 | N | Y | Y |
| SLHR-PROFILE | 16 | 16 | 16 | N | N | N |
| SOFTSW-TG-PROFILE | 100 | 100 | 100 | Y | N | N |
| SPECIAL-CALL-TYPE | 100 | 100 | 100 | Y | N | N |
| SPLIT-NPA | 1100 | 1100 | 1100 | Y | Y | N |
| SS7_Q761_TG_PROFILE | 100 | 100 | 100 | Y | N | N |
| SS7_Q767_TG_PROFILE | 100 | 100 | 100 | Y | N | N |
| SS7-ANSI-TG-PROFILE | 100 | 100 | 100 | Y | N | N |
| SS7-CIC | 60000 | 60000 | 60000 | Y | N | N |
| STATIC-CONTACT | 1000 | 1000 | 1000 | Y | N | N |
| SUBSCRIBER | 250000 | 250000 | 250000 | Y | Y | N |
| SUBSCRIBER-FEATURE-DATA | 1500000 | 1500000 | 1500000 | N | Y | N |
| SUBSCRIBER-PROFILE | 10000 | 10000 | 10000 | Y | Y | N |
| SUBSCRIBER-SERVICE-PROFILE | 2500000 | 2500000 | 2500000 | Y | Y | N |
| SUBSCRIBER-TOD-SCHEDULE | 2500 | 2500 | 2500 | N | Y | N |

Table 2-26 *Release 4.5.1 Cable8 Database Usage Defaults (continued)*

| Table Name or Noun | Number of Records Before Split-NPA | Maximum Record Count | Licensed Record Count | Route CA | Route FSPTC | Route FSAIN |
|---------------------------|---|----------------------------|-----------------------------|-------------|----------------|----------------|
| SUBSYSTEM | 480 | 480 | 480 | N | Y | Y |
| SUBSYSTEM-GRP | 16 | 16 | 16 | N | Y | Y |
| SUBSYSTEM-PROFILE | 16 | 16 | 16 | N | Y | Y |
| TECH-PREFIX-GRP | 10 | 10 | 10 | Y | N | N |
| TECH-PREFIX-GRP-PROFILE | 4 | 4 | 4 | Y | N | N |
| TERMINATION | 370000 | 370000 | 370000 | Y | N | N |
| TIMEZONE | 400 | 400 | 400 | N | N | N |
| TRIGGER-DETECTION-POINT | 50 | 50 | 50 | N | N | N |
| TRIGGER-ID | 100 | 100 | 100 | N | N | N |
| TRIGGER-NOD-ESCAPE-LIST | 100 | 100 | 100 | Y | N | N |
| TRUNK | 120000 | 120000 | 120000 | Y | N | N |
| TRUNK-GRP | 10000 | 10000 | 10000 | Y | N | N |
| TRUNK-GRP-FEATURE-DATA | 1000 | 1000 | 1000 | N | Y | N |
| TRUNK-GRP-SERVICE-PROFILE | 1100 | 1100 | 1100 | Y | Y | N |
| USER-AUTH | 10000 | 10000 | 10000 | Y | N | N |
| USER-PART-VARIANT | 200 | 200 | 200 | Y | N | N |
| VAR-DEFAULT | 1000 | 1000 | 1000 | N | N | N |
| VSC | 1000 | 1000 | 1000 | N | Y | N |
| WIRETAP | 5000 | 6250 | 6250 | Y | N | N |
| ZZZ-CODE | 1000 | 1000 | 1000 | Y | N | N |



APPENDIX E

Originating Line Information Range Definitions

Revised: July 24, 2009, OL-3743-42

Table E-1 lists the ANI II digit pair assignments as of February 2, 1999. These digit pairs are used as values for the OLI token in the [Media Gateway Profile](#) table. Any updates to these assignments can be found at <http://www.nanpa.com>.

Table E-1 *Media Gateway Profile Table OLI Token Range Definitions*

| Digit Pair | Definition |
|------------|--|
| 00 | Plain Old Telephone Service (POTS)—Non-coin service requiring no special treatment. |
| 01 | Multiparty line (more than 2)—ANI cannot be provided on 4 or 8 party lines. The presence of this 01 code causes an Operator Number Identification (ONI) function to be performed at the distant location. The ONI feature routes the call to a Centralized Automatic Message Accounting (CAMA) operator or to an Operator Services System (OSS) for determination of the calling number. |
| 02 | ANI Failure—The originating switching system indicates by the 02 code, to the receiving office, that the calling station has not been identified. If the receiving switching system routes the call to a CAMA or OSS, the calling number can be verbally obtained and manually recorded. If manual operator identification is not available, the receiving switching system (for example, an interLATA carrier without operator capabilities) can reject the call. |
| 03-05 | Unassigned. |
| 06 | Station Level Rating—The 06-digit pair is used when a customer subscribed to a specific class of service in order to be provided with real-time billing information. For example, hotel/motels, served by PBXs, receive detailed billing information, including the room number of the calling party. When the originating switching system does not receive the detailed billing information, for example, room number, this 06 code allows the call to be routed to an operator or OSS to obtain complete billing information. The rating and/or billing information is then provided to the service subscriber. This code is used only when the directory number (DN) is not accompanied by an automatic room/account identification. |
| 07 | Special Operator Handling Required—Calls generated from stations that require further operator or OSS screening are accompanied by the 07 code. The code routes the call to an operator or OSS for further screening and to determine if the station has a denied-originating class of service or special routing/billing procedures. If the call is unauthorized, the calling party will be routed to a standard intercept message. |
| 08-09 | Unassigned. |
| 10 | Not assignable—Conflict with 10X test code. |

Table E-1 **Media Gateway Profile Table OLI Token Range Definitions (continued)**

| Digit Pair | Definition |
|------------|--|
| 11 | Unassigned. |
| 12-19 | Not assignable—Conflict with international outpulsing code. |
| 20 | Automatic Identified Outward Dialing (AIOD)—Without AIOD, the billing number for a PBX is the same as the PBX directory number (DN). With the AIOD feature, the originating line number within the PBX is provided for charging purposes. If the AIOD number is available when the ANI is transmitted, code 00 is sent. If not, the PBX DN is sent with ANI code 20. In either case, the AIOD number is included in the AMA record. |
| 21-22 | Unassigned. |
| 23 | <p>Coin or Non-Coin—On calls using database access, for example, 800, ANI II 23 indicates that the coin/non-coin status of the originating line cannot be positively distinguished for ANI purposes by the service switching point (SSP). The ANI II pair 23 is substituted for the II pairs that would otherwise indicate that the non-coin status is known, such as 00, or when there is ANI failure. ANI II 23 can be substituted for a valid 2-digit ANI pair on 0-800 calls. In all other cases, do not substitute ANI II 23 for a valid 2-digit ANI II pair that is forwarded to an SSP from an Equal Access End Office (EAEO). Some of the situations for which an ANI II 23 can be sent are:</p> <ul style="list-style-type: none"> • Calls from nonconforming end offices (CAMA or Local Automatic Message Accounting (LAMA) types) with combined coin/non-coin trunk groups. • 0-800 calls • Type 1 cellular calls • Calls from PBX trunks • Calls from Centrex tie lines |
| 24 | Code 24 identifies a toll-free service call that was translated to a POTS routable number using a toll-free database that originated for any nonpay station. If the received toll-free number is not converted to a POTS number, the database returns the received ANI code along with the received toll-free number. Thus, Code 24 indicates that this is a toll-free service call because that fact cannot be recognized simply by examining the called address. |
| 25 | Code 25 identifies a toll-free service call that was translated to a POTS routable number using a toll-free database that originated from any pay station, including inmate telephone service. Specifically, ANI II digits 27, 29, and 70 are replaced with Code 25 under this condition. |
| 26 | Unassigned. |
| 27 | Code 27 identifies a line connected to a pay station using network-provided coin control signaling. II 27 identifies this type of pay station line regardless of whether the pay station is provided by a LEC or a non-LEC. II 27 is transmitted from the originating end office on all calls made from these lines. |
| 28 | Unassigned. |
| 29 | Prison or Inmate Service—The ANI II digit pair 29 designates lines within a confinement or detention facility that are intended for inmate or detainee use and require outward call screening and restriction (for example, 0+ collect only service). A confinement or detention facility is defined as including, but not limited to, Federal, State or Local prisons, juvenile facilities, immigration and naturalization confinement or detention facilities, and so forth, which are under the administration of Federal, State, City, County, or other Governmental agencies. Prison or Inmate Service lines are identified by the customer requesting such call screening and restriction. In cases where private paystations are located in confinement or detention facilities, and the same call restrictions applicable to Prison or Inmate Service are required, the ANI II digit for Prison or Inmate Service applies if the line is identified for Prison or Inmate Service by the customer. |

Table E-1 *Media Gateway Profile Table OLI Token Range Definitions (continued)*

| Digit Pair | Definition |
|------------|---|
| 30-32 | Intercept—Where the capability is provided to route intercept calls (either directly or after an announcement recycle) to an access tandem with an associated Telco Operator Services System, use the following ANI codes: <ul style="list-style-type: none"> • 30 Intercept (blank)—For calls to an unassigned directory number (DN) • 31 Intercept (trouble)—For calls to directory numbers (DNs) that have been manually placed in trouble-busy state by Telco personnel • 32 Intercept (regular)—For calls to recently changed or disconnected numbers |
| 33 | Unassigned. |
| 34 | Telco Operator Handled Call—After a Telco Operator Services System has handled a call for an Interexchange Carrier (IC), it can change the standard ANI digits to 34 before outpulsing the sequence to the IC, when the Telco performs all call handling functions, for example, billing. The code tells the IC that the Bell Operating Company (BOC) performed billing on the call and the IC has only to complete the call. |
| 35-39 | Unassigned. |
| 40-49 | Unrestricted Use—Locally determined by carrier. |
| 50-51 | Unassigned. |
| 52 | Outward Wide Area Telecommunications Service (OUTWATS)—This service allows customers to make calls to a certain zone or band on a direct dialed basis for a flat monthly charge or for a charge based on accumulated usage. OUTWATS lines can dial station-to-station calls directly to points within the selected band or zone. The LEC performs a screening function to determine the correct charging and routing for OUTWATS calls based on the customer class of service and the service area of the called party. When these calls are routed to the interexchange carrier using a combined WATS-POTS trunk group, it is necessary to identify the WATS calls with the ANI code 52. |
| 53-59 | Unassigned. |
| 60 | TRS—ANI II digit pair 60 indicates that the associated call is a Telecommunications Relay Services (TRS) call delivered to a transport carrier from a TRS provider and that the call originated from an unrestricted line (such as a line for which there are no billing restrictions). Accordingly, if no request for alternate billing is made, the call is billed to the calling line. |
| 61 | Cellular or Wireless PCS (Type 1)—The 61-digit pair is forwarded to the interexchange carrier by the local exchange carrier for traffic originating from a cellular/wireless PCS carrier over type 1 trunks. Note ANI information accompanying digit pair 61 identifies only the originating cellular or wireless PCS system, not the mobile directory placing the call. |
| 62 | Cellular or Wireless PCS (Type 2)—The 62-digit pair is forwarded to the interexchange carrier by the cellular or wireless PCS carrier when routing traffic over type 2 trunks through the local exchange carrier access tandem for delivery to the interexchange carrier. Note ANI information accompanying digit pair 62 identifies the mobile directory number placing the call but does not necessarily identify the true call point of origin. |

Table E-1 **Media Gateway Profile Table OLI Token Range Definitions (continued)**

| Digit Pair | Definition |
|------------|---|
| 63 | <p>Cellular or Wireless PCS (Roaming)—The 63-digit pair is forwarded to the interexchange carrier by the cellular or wireless PCS subscriber roaming in another cellular or wireless PCS network, over type 2 trunks through the local exchange carrier access tandem for delivery to the interexchange carrier.</p> <p>Note Use of 63 signifies that the called number is used only for network routing and is not disclosed to the cellular or wireless PCS subscriber. Also, ANI information accompanying digit pair 63 identifies the mobile directory number forwarding the call but does not necessarily identify the true forwarded call point of origin.</p> |
| 64-65 | Unassigned. |
| 66 | TRS—ANI II digit pair 66 indicates that the associated call is a TRS call delivered to a transport carrier from a TRS provider, and that the call originates from a hotel or motel. The transport carrier can use this indication, along with other information (for example, whether the call was dialed 1+ or 0+) to determine the appropriate billing arrangement (such as, bill to room or alternate bill). |
| 67 | TRS—ANI II digit pair 67 indicates that the associated call is a TRS call delivered to a transport carrier from a TRS provider and that the call originated from a restricted line. Accordingly, sent paid calls are not allowed and additional screening, if available, is performed to determine the specific restrictions and type of alternate billing permitted. |
| 68-69 | Unassigned. |
| 70 | Code 70 identifies a line connected to a pay station (including both coin and coinless stations), which does not use network-provided coin control signaling. II 70 identifies this type pay station line regardless of whether the pay station is provided by a LEC or a non-LEC. II 70 is transmitted from the originating end office on all calls made from these lines. |
| 71-79 | Unassigned. |
| 80-89 | Reserved. |
| 90-92 | Unassigned. |
| 93 | Access for private virtual network types of service—The ANI code 93 indicates to the IC that the originating call is a private virtual network type of service call. |
| 94 | Unassigned. |
| 95 | Unassigned—Conflict with Test Codes 958 and 959. |
| 96-99 | Unassigned. |



APPENDIX F

Timezones

Revised: July 24, 2009, OL-3743-42

This appendix describes the timezones and their locales that the Cisco BTS 10200 Softswitch supports as of Release 4.2.1.

Timezones

[Table F-1](#) lists the various world timezones that the Cisco BTS 10200 Softswitch currently supports. Valid timezone values and their associated descriptions are also given.

Table F-1 **Supported Timezones**

| ID | Description | Billing Field Value | GMT Offset Hours | GMT Offset Minutes | Daylight Start 2004 | Daylight End 2004 |
|-------|--------------------------|---------------------|------------------|--------------------|---------------------|-------------------|
| LOCAL | Local System Time (BDMS) | 0 | | | | |
| NWE | Northwestern Europe | 1 | +0 | 0 | 03-28-01-00 | 10-31-02-00 |
| WA | Western Africa | 2 | +0 | 0 | | |
| WE | Western Europe | 3 | +1 | 0 | 03-28-02-00 | 10-31-03-00 |
| WCA | West Central Africa | 4 | +1 | 0 | | |
| MAL | Malta | 5 | +1 | 0 | 03-28-02-00 | 10-31-03-00 |
| NAM | Namibia | 6 | +1 | 0 | 09-05-02-00 | 04-04-02-00 |
| CE | Central Europe | 7 | +2 | 0 | 03-28-03-00 | 10-31-04-00 |
| ECA | East Central Africa | 8 | +2 | 0 | | |
| ECE | East Central Europe | 9 | +2 | 0 | 03-28-02-00 | 10-31-03-00 |
| EGY | Egypt | 10 | +2 | 0 | 04-30-00-00 | 10-01-00-00 |
| GAZ | Gaza | 11 | +2 | 0 | 04-16-00-00 | 10-15-00-00 |
| ISR | Israel | 12 | +2 | 0 | 04-07-01-00 | 09-22-01-00 |
| JOR | Jordan | 13 | +2 | 0 | 03-25-00-00 | 10-22-01-00 |
| LEB | Lebanon | 14 | +2 | 0 | 03-28-00-00 | 10-31-00-00 |
| SYR | Syria | 15 | +2 | 0 | 04-01-00-00 | 10-01-00-00 |

Table F-1 Supported Timezones (continued)

| ID | Description | Billing Field Value | GMT Offset Hours | GMT Offset Minutes | Daylight Start 2004 | Daylight End 2004 |
|------|-----------------------------|---------------------|------------------|--------------------|---------------------|-------------------|
| WB | West Bank | 16 | +2 | 0 | 04-07-01-00 | 09-22-01-00 |
| EA | Eastern Africa | 17 | +3 | 0 | | |
| PG | Persian Gulf | 18 | +3 | 0 | | |
| GEO | Georgia | 19 | +3 | 0 | 03-28-00-00 | 10-31-00-00 |
| IRQ | Iraq | 20 | +3 | 0 | 04-01-03-00 | 10-01-04-00 |
| RUS2 | Russia Zone 2 | 21 | +3 | 0 | 03-28-02-00 | 10-31-03-00 |
| IRA | Iran | 22 | +3 | 30 | 03-21-00-00 | 09-21-00-00 |
| AZE | Azerbaijan | 23 | +4 | 0 | 03-28-01-00 | 10-31-01-00 |
| WIO | Western Indian Ocean | 24 | +4 | 0 | | |
| ME | Middle East | 25 | +4 | 0 | | |
| WAS | Western Asia | 26 | +4 | 0 | 03-28-02-00 | 10-31-03-00 |
| AFG | Afghanistan | 27 | +4 | 30 | | |
| KYR | Kyrgystan (also Kyrgyzstan) | 28 | +5 | 0 | 03-28-02-30 | 10-31-02-30 |
| ECAS | Eastern Central Asia | 29 | +5 | 0 | | |
| IO | Indian Ocean | 30 | +5 | 0 | | |
| WCAS | West Central Asia | 31 | +5 | 0 | 03-28-02-00 | 10-31-03-00 |
| IND | India | 32 | +5 | 30 | | |
| NEP | Nepal | 33 | +5 | 45 | | |
| CAS | Central Asia | 34 | +6 | 0 | 03-28-02-00 | 10-31-03-00 |
| SAS | Southern Asia | 35 | +6 | 0 | | |
| BC | Burma – Cocos | 36 | +6 | 30 | | |
| RUS6 | Russia Zone 6 | 37 | +7 | 0 | 03-28-02-00 | 10-31-03-00 |
| SEAS | South Eastern Asia | 38 | +7 | 0 | | |
| EAS | Eastern Asia | 39 | +8 | 0 | | |
| MON | Mongolia | 40 | +8 | 0 | 03-27-02-00 | 09-25-03-00 |
| RUS7 | Russia Zone 7 | 41 | +8 | 0 | 03-28-02-00 | 10-31-03-00 |
| WAU | Western Australia | 42 | +8 | 0 | | |
| FEAS | Far Eastern Asia | 43 | +9 | 0 | | |
| RUS8 | Russia Zone 8 | 44 | +9 | 0 | 03-28-02-00 | 10-31-03-00 |
| NAU | Northern Australia | 45 | +9 | 30 | | |
| SAU | Southern Australia | 46 | +9 | 30 | 10-31-02-00 | 03-28-03-00 |
| EAU | Eastern Australia | 47 | +10 | 0 | 10-31-02-00 | 03-28-03-00 |
| QUE | Queensland Australia | 48 | +10 | 0 | | |
| RUS9 | Russia Zone 9 | 49 | +10 | 0 | 03-28-02-00 | 10-31-03-00 |
| TAS | Tasmania | 50 | +10 | 0 | 10-03-02-00 | 03-28-03-00 |

Table F-1 Supported Timezones (continued)

| ID | Description | Billing Field Value | GMT Offset Hours | GMT Offset Minutes | Daylight Start 2004 | Daylight End 2004 |
|-------|------------------------------|---------------------|------------------|--------------------|---------------------|-------------------|
| WP | Western Pacific | 51 | +10 | 0 | | |
| LAU | Lord Howe Island – Australia | 52 | +10 | 30 | 10-31-02-00 | 03-28-02-00 |
| RUS10 | Russia Zone 10 | 53 | +11 | 0 | 03-28-02-00 | 10-31-03-00 |
| WCP | Western Central Pacific | 54 | +11 | 0 | | |
| NOR | Norfolk Island | 55 | +11 | 30 | | |
| NZ | New Zealand | 56 | +12 | 0 | 10-03-02-00 | 03-21-03-00 |
| RUS11 | Russia Zone 11 | 57 | +12 | 0 | 03-28-02-00 | 10-31-03-00 |
| SPO | Southern Pacific Ocean | 58 | +12 | 0 | | |
| CI | Chatham Island | 59 | +12 | 45 | 10-03-02-45 | 03-21-03-45 |
| SEPO | South Eastern Pacific Ocean | 60 | +13 | 0 | | |
| LI | Line Islands | 61 | +14 | 0 | | |
| SMO | Samoa | 62 | -11 | 0 | | |
| HAW | Hawaii | 63 | -10 | 0 | | |
| AI | Aleutian Islands | 64 | -10 | 0 | 04-04-02-00 | 10-31-02-00 |
| GI | Gambier Islands | 65 | -9 | 0 | | |
| MI | Marquesas Islands | 66 | -9 | 30 | | |
| ALA | Alaska | 67 | 9 | 0 | 04-04-02-00 | 10-31-02-00 |
| SON | Sonora Mexico | 68 | -8 | 0 | | |
| PI | Pitcairn Islands | 69 | -8 | 0 | | |
| PAC | North American Pacific | 70 | -8 | 0 | 04-04-02-00 | 10-31-02-00 |
| EBC | Eastern British Columbia | 71 | -8 | 0 | | |
| MNT | North American Mountain | 72 | -7 | 0 | 04-04-02-00 | 10-31-02-00 |
| ARI | Arizona | 73 | -7 | 0 | | |
| SASK | Saskatchewan | 74 | -6 | 0 | | |
| GAL | Galapagos Islands | 75 | -6 | 0 | | |
| EI | Easter Island | 76 | -6 | 0 | 10-09-10-00 | 03-13-10-00 |
| CA | Central America | 77 | -6 | 0 | | |
| CEN | North American Central | 78 | -6 | 0 | 04-04-02-00 | 10-31-02-00 |
| WSAM | Western South America | 79 | -5 | 0 | | |
| WCAR | Western Caribbean | 80 | -5 | 0 | | |
| SOU | Southampton Canada | 81 | -5 | 0 | | |
| IDA | Indiana | 82 | -5 | 0 | | |
| EST | North American Eastern | 83 | -5 | 0 | 04-04-02-00 | 10-31-02-00 |
| CUB | Cuba | 84 | -5 | 0 | 03-28-00-00 | 10-31-01-00 |
| BAH | Bahamas | 85 | -5 | 0 | 04-04-02-00 | 10-31-02-00 |

Table F-1 **Supported Timezones (continued)**

| ID | Description | Billing Field Value | GMT Offset Hours | GMT Offset Minutes | Daylight Start 2004 | Daylight End 2004 |
|------|-------------------------|---------------------|------------------|--------------------|---------------------|-------------------|
| ACR | Acre Brazil | 86 | -5 | 0 | | |
| SAM | Central South America | 87 | -4 | 0 | | |
| PAR | Paraguay | 88 | -4 | 0 | 09-05-00-00 | 04-04-00-00 |
| FI | Falkland Islands | 89 | -4 | 0 | 09-05-02-00 | 04-18-02-00 |
| CHI | Chile | 90 | -4 | 0 | 10-10-00-00 | 03-14-00-00 |
| CG | Central Greenland | 91 | -4 | 0 | | |
| CAR | Caribbean | 92 | -4 | 0 | | |
| ATL | North American Atlantic | 93 | -4 | 0 | 04-04-02-00 | 10-31-02-00 |
| NWF | Newfoundland Canada | 94 | -3 | 30 | 04-04-12-01 | 10-31-12-01 |
| ELAB | Eastern Labrador Canada | 95 | -3 | 30 | 04-04-02-00 | 10-31-02-00 |
| SPM | St.Pierre and Miquelon | 96 | -3 | 0 | 04-04-02-00 | 10-31-02-00 |
| SBRZ | Southern Brazil | 97 | -3 | 0 | 10-17-00-00 | 02-15-00-00 |
| ESAM | Eastern South America | 98 | -3 | 0 | | |
| EG | Eastern Greenland | 99 | -3 | 0 | | |
| EBRZ | Eastern Brazil | 100 | -2 | 0 | | |
| FEG | Far Eastern Greenland | 101 | -1 | 0 | | |
| CV | Cape Verde | 102 | -1 | 0 | | |
| AZO | Azores | 103 | -1 | 0 | 03-28-00-00 | 10-31-01-00 |
| ICE | Iceland | 104 | +0 | 0 | | |

Timezone Localities (Release 4.2.1)

[Table F-2](#) describes the localities covered by the various world timezones that the Cisco BTS 10200 Softswitch supports as of Release 4.2.1.

Table F-2 **Timezone Localities**

| ID | Description | Locality Served |
|-------|---------------------|--|
| LOCAL | Local System Time | |
| NWE | Northwestern Europe | Faroe Islands, Guernsey, Ireland, Isle of Man, Portugal, Canary Islands, United Kingdom |
| WA | Western Africa | Burkina Faso, Cote d'Ivoire, Gambia, Ghana, Guinea, Guinea-Bissau, Liberia, Mali, Mauritania, Morocco, Sao Tome and Principe, Senegal, Sierra Leone, St.Helena, Togo, Western Sahara |

Table F-2 Timezone Localities (continued)

| ID | Description | Locality Served |
|------|----------------------|--|
| WE | Western Europe | Albania, Andorra, Austria, Belgium, Bosnia and Herzegovina, Croatia, Czech Republic, Denmark, France, Germany, Gibraltar, Hungary, Italy, Lichtenstein, Luxembourg, Macedonia, Monaco, Netherlands, Norway, Poland, San Marino, Serbia, Montenegro, Kosovo, Slovakia, Slovenia, Spain, Sweden, Switzerland, Vatican City |
| WCA | West Central Africa | Algeria, Angola, Benin, Cameroon, Central African Republic, Chad, Congo, Democratic Republic of Congo (west), Equatorial Guinea, Gabon, Niger, Nigeria, Tunisia |
| MAL | Malta | Malta |
| NAM | Namibia | Namibia |
| CE | Central Europe | Bulgaria, Cyprus, Estonia, Finland, Latvia, Lithuania, Moldova, Romania, Turkey, Ukraine |
| ECA | East Central Africa | Botswana, Burundi, Democratic Republic of Congo (east), Lesotho, Libya, Malawi, Mozambique, Rwanda, South Africa, Swaziland, Zambia, Zimbabwe |
| ECE | East Central Europe | Belarus, Greece, Russia (Zone1) |
| EGY | Egypt | Egypt |
| GAZ | Gaza | Gaza Strip |
| ISR | Israel | Israel |
| JOR | Jordan | Jordan |
| LEB | Lebanon | Lebanon |
| SYR | Syria | Syria |
| WB | West Bank | West Bank |
| EA | Eastern Africa | Comoros, Djibouti, Eritrea, Ethiopia, Kenya, Madagascar, Mayotte, Somalia, Sudan, Tanzania, Uganda |
| PG | Persian Gulf | Bahrain, Kuwait, Qatar, Saudi Arabia, Yemen |
| GEO | Georgia | Georgia |
| IRQ | Iraq | Iraq |
| RUS2 | Russia Zone 2 | Russia (Zone2) |
| IRA | Iran | Iran |
| AZE | Azerbaijan | Azerbaijan |
| WIO | Western Indian Ocean | Mauritius, Reunion, Seychelles |
| ME | Middle East | Oman, United Arab Emirates |
| WAS | Western Asia | Armenia, Kazakhstan (West), Russia (Zone3) |
| AFG | Afghanistan | Afghanistan |
| KYR | Kyrgystan | Kyrgystan |
| ECAS | Eastern Central Asia | Pakistan, Tajikistan, Turkmenistan, Uzbekistan |
| IO | Indian Ocean | Kerguelen, Maldives |

Table F-2 *Timezone Localities (continued)*

| ID | Description | Locality Served |
|-------|------------------------------|---|
| WCAS | West Central Asia | Kazakhstan (Central), Russia (Zone4) |
| IND | India | India |
| NEP | Nepal | Nepal |
| CAS | Central Asia | Kazakhstan (East), Russia (Zone5) |
| SAS | Southern Asia | Bangladesh, Bhutan, Sri Lanka |
| BC | Burma – Cocos | Burma, Cocos (Keeling) Islands |
| RUS6 | Russia Zone 6 | Russia (Zone6) |
| SEAS | South Eastern Asia | Christmas Island, Cambodia, Indonesia (West), Laos, Thailand, Vietnam |
| EAS | Eastern Asia | Brunei Darussalem, China, Hong Kong, Indonesia (Central), Macau, Malaysia, Philippines, Singapore, Taiwan |
| MON | Mongolia | Mongolia |
| RUS7 | Russia Zone 7 | Russia (Zone7) |
| WAU | Western Australia | Australia (Western Australia) |
| FEAS | Far Eastern Asia | Indonesia (East), Japan, North Korea, South Korea, Palau, Timor-Leste |
| RUS8 | Russia Zone 8 | Russia (Zone8) |
| NAU | Northern Australia | Australia (Northern Territory) |
| SAU | Southern Australia | Australia (South Australia) |
| EAU | Eastern Australia | Australia (New South Wales, Victoria, Capital Territory) |
| QUE | Queensland Australia | Australia (Queensland) |
| RUS9 | Russia Zone 9 | Russia (Zone9) |
| TAS | Tasmania | Australia (Tasmania) |
| WP | Western Pacific | Guam, Micronesia (Chuuk Islands), Northern Mariana Islands, Papua New Guinea |
| LAU | Lord Howe Island – Australia | Australia (Lord Howe Island) |
| RUS10 | Russia Zone 10 | Russia (Zone10) |
| WCP | Western Central Pacific | Micronesia (Senyavin Islands), New Caledonia, Solomon Islands, Vanuatu |
| NOR | Norfolk Island | Norfolk Island |
| NZ | New Zealand | New Zealand |
| RUS11 | Russia Zone 11 | Russia (Zone11) |
| SPO | Southern Pacific Ocean | Fiji, Kiribati (Gilbert Islands), Marshall Islands, Nauru, Tuvalu, Wallis and Futuna |
| CI | Chatham Island | Chatham Island |
| SEPO | South Eastern Pacific Ocean | Kiribati (Phoenix Islands), Tonga |
| LI | Line Islands | Kiribati (Line Islands) |
| SMO | Samoa | American Samoa, Niue, Samoa |

Table F-2 Timezone Localities (continued)

| ID | Description | Locality Served |
|------|--------------------------|--|
| HAW | Hawaii | Cook Islands, French Polynesia (Society Archipelago, Tuamotu Archipelago, Tubuai Islands), US (Hawaii) |
| AI | Aleutian Islands | US (Aleutian Islands) |
| GI | Gambier Islands | French Polynesia (Gambier Islands) |
| MI | Marquesas Islands | French Polynesia (Marquesas Islands) |
| ALA | Alaska | US (Alaska) |
| SON | Sonora Mexico | Mexico (Sonora) |
| PI | Pitcairn Islands | Pitcairn Islands |
| PAC | North American Pacific | Canada (Yukon, British Columbia), Mexico (Baja California), US (Washington, Oregon, Idaho-Northern, California, Nevada) |
| EBC | Eastern British Columbia | Canada (Eastern British Columbia) |
| MNT | North American Mountain | Canada (Northwest Territory, Nunavut-Western, British Columbia-Southeast, Alberta, Saskatchewan-West), Mexico (Baja California Sur, Chihuahua, Sinaloa, Nayarit), US (Oregon-East, Idaho-Southern, Montana, Wyoming, North Dakota-Southwest, South Dakota-West, Nebraska-West, Kansas-West, Utah, Arizona-Navajo Reservation, Colorado, New Mexico, Texas-Far West) |
| ARI | Arizona | Arizona |
| SASK | Saskatchewan | Canada (Saskatchewan) |
| GAL | Galapagos Islands | Ecuador (Galapagos Islands) |
| EI | Easter Island | Easter Island |
| CA | Central America | Belize, Costa Rica, El Salvador, Guatemala, Honduras, Nicaragua |
| CEN | North American Central | Canada (Nunavut-Central, Ontario-Western, Saskatchewan-East, Manitoba), Mexico (Coahuila, Nuevo Leon, Tamaulipas, Zacatecas, Jalisco, San Luis Potosi, Guanajuato, Aguascalientes, Queretara, Yucatan, Quintana Roo, Campeche, Tabasco, Chiapas, Oaxaca, Veracruz, Guerrero, Michoacan, Colima, Morelos, Tlaxacala, Durango, Edo de Mexico, Hidalgo, Puebla, Federal District), US (North Dakota, South Dakota-Eastern, Nebraska-Eastern, Kansas-Eastern, Minnesota, Iowa, Missouri, Wisconsin, Illinois, Michigan-Western Upper Peninsula, Oklahoma, Texas, Arkansas, Louisiana, Indiana-Southwestern, Indiana-Northwestern, Kentucky-Western, Tennessee-Western, Mississippi, Florida-Far Western) |
| WSAM | Western South America | Columbia, Ecuador, Peru |
| WCAR | Western Caribbean | Cayman Islands, Grand Cayman, Haiti, Jamaica, Panama |
| SOU | Southampton Canada | Canada (Nunavut-Southampton) |
| IDA | Indiana | US (Indiana) |

Table F-2 *Timezone Localities (continued)*

| ID | Description | Locality Served |
|------|-------------------------|--|
| EST | North American Eastern | Canada (Nunavut-Eastern, Quebec, Ontario-Eastern), Turks and Caicos Islands, US (Michigan, New York, Maine, New Hampshire, Vermont, Massachusetts, Connecticut, Rhode Island, Indiana-Southeastern, Kentucky-Eastern, Tennessee-Eastern, Ohio, Pennsylvania, Virginia, North Carolina, New Jersey, Delaware, Maryland, Washington DC, West Virginia, Alabama, South Carolina, Georgia, Florida) |
| CUB | Cuba | Cuba |
| BAH | Bahamas | Bahamas |
| ACR | Acre Brazil | Brazil (Acre) |
| SAM | Central South America | Argentina (Mendoza, San Juan), Bolivia, Brazil (Amazonas, Rondonia, Roraima, Mato Grosso, Para-West, Mato Grosso Do Sul), Guyana, Venezuela |
| PAR | Paraguay | Paraguay |
| FI | Falkland Islands | UK (Falkland Islands) |
| CHI | Chile | Chile |
| CG | Central Greenland | Denmark (Central Greenland) |
| CAR | Caribbean | Anguilla, Antigua and Barbuda, Aruba, Barbados, British Virgin Islands, Dominican Republic, Dominica, Grenada, Guadeloupe, Martinique, Montserrat, Netherlands Antilles, Puerto Rico, St. Kitts and Nevis, St. Lucia, St Vincent and The Grenadines, Trinidad and Tobago, US Virgin Islands |
| ATL | North American Atlantic | Bermuda, Canada (Labrador, New Brunswick, Nova Scotia, Prince Edward Island) |
| NWF | Newfoundland Canada | Canada (Newfoundland) |
| ELAB | Eastern Labrador Canada | Canada (Labrador-Far Eastern) |
| SPM | St Pierre and Miquelon | France (St Pierre and Miquelon) |
| SBRZ | Southern Brazil | Brazil (Minas Gerais, Goias, Distrito Federal, Parana, Espirito Santo, Rio De Janeiro, Sao Paulo, Rio Grande Do Sul, Santa Catarina) |
| ESAM | Eastern South America | French Guiana, Suriname, Uruguay, Brazil (Para-Eastern, Amapa, Maranhao, Tocantins, Piaui, Ceara, Rio Grande Do Norte, Paraiba, Alagoas, Sergipe, Bahia), Argentina (Buenos Aires, Catamarca, Chaco, Chubut, Cordoba, Corrientes, Entre Rios, Formosa, Jujuy, La Pampa, La Rioja, Misiones, Neuquen, Rio Negro, Salta, San Luis, Santa Cruz, Santa Fe, Santiago del Estero, Tierra del Fuego, Tucuman) |
| EG | Eastern Greenland | Denmark (Greenland-Eastern) |
| EBRZ | Eastern Brazil | Brazil (Pernambuco, Fernando de Noronha) |
| FEG | Far Eastern Greenland | Denmark (Greenland-Far Eastern) |
| CV | Cape Verde | Cape Verde |

Table F-2 *Timezone Localities (continued)*

| ID | Description | Locality Served |
|-----|-------------|-------------------|
| AZO | Azores | Portugal (Azores) |
| ICE | Iceland | Iceland |



APPENDIX 3

ISUP Message Counters (Release 4.4.1)

Revised: July 24, 2009, OL-3743-42

Table 3-1 illustrates which message counters are applicable to a given ISUP variant.



ISUPs for Chile and Australia are not supported.

Table 3-1 *ISUP Message Counters*

| Message | ANSI | China | Mexico | Thailand | Hong Kong | Chile | Australia | Israel | ETSIv2 | Hungary |
|---------|------|-------|--------|----------|-----------|-------|-----------|--------|--------|---------|
| ACM | X | X | X | X | X | X | X | X | X | X |
| ANM | X | X | X | X | X | X | X | X | X | X |
| ARR | | | | X | | | | | | |
| BLA | X | X | X | X | X | X | X | X | X | X |
| BLO | X | X | X | X | X | X | X | X | X | X |
| CCL | | X | X | | | | X | X | X | |
| CCR | X | X | X | X | | X | X | X | X | X |
| CFN | X | | X | X | X | | | | | X |
| CGB | X | X | X | X | X | X | X | X | X | X |
| CGBA | X | X | X | X | X | X | X | X | X | X |
| CGU | X | X | X | X | X | X | X | X | X | X |
| CGUA | X | X | X | X | X | X | X | X | X | X |
| CON | | X | X | X | X | X | X | X | X | X |
| COT | X | X | X | X | X | X | X | X | X | X |
| CPG | X | X | X | X | X | X | X | X | X | X |
| CQM | X | | X | X | | | | | | |
| CQR | X | | X | X | | | | | | |
| CRA | X | | | | | | | | | |
| CRM | X | | | | | | | | | |
| CRG | | | | | | X | | | | |

Table 3-1 ISUP Message Counters (continued)

| Message | ANSI | China | Mexico | Thailand | Hong Kong | Chile | Australia | Israel | ETSIv2 | Hungary |
|---------|------|-------|--------|----------|-----------|-------|-----------|--------|--------|---------|
| CVR | X | | | | | | | | | |
| CVT | X | | | | | | | | | |
| EXM | X | | | | | | | | | |
| FAA | | | | | | | | | X | X |
| FAC | X | | | | X | | | | | X |
| FAR | | | | | | X | | | | |
| FOT | X | | | | | | | | | |
| FRJ | | | | | | X | | | | |
| FWT | | | | | | X | | | | |
| GRA | X | X | X | X | X | X | X | X | X | X |
| GRS | X | X | X | X | X | X | X | X | X | X |
| IAM | X | X | X | X | X | X | X | X | X | X |
| IDR | | | | | | X | | | | X |
| INF | X | | X | X | X | X | | | | X |
| INR | | | X | X | X | X | | | | X |
| IRS | | | | | | X | | | | X |
| ITX | | | | | | | | | | |
| LPA | X | | | | | | | | | |
| LPM | | | | | | X | | | | |
| NRM | | | | | X | X | | | | |
| OLM | | | | | | | | | | X |
| OPR | | | | | | | X | X | X | |
| PAM | X | | | | X | X | | | | |
| PRI | | | | | | X | | | | |
| REL | X | X | X | X | X | X | X | X | X | X |
| RES | X | X | X | X | X | X | X | X | X | X |
| RLC | X | X | X | X | X | X | X | X | X | X |
| RSC | X | X | X | X | X | X | X | X | X | X |
| SAM | | X | X | X | X | X | X | X | X | X |
| SGM | | X | | | X | X | X | X | X | X |
| SUS | X | X | X | X | X | X | X | X | X | X |
| TXA | | | | | | | | | | |
| UBA | X | X | | X | X | X | X | X | X | X |
| UBL | X | X | X | X | | X | X | X | X | X |
| UCIC | X | | X | X | | X | | | | |
| UPA | | | | | | | | | | X |

Table 3-1 *ISUP Message Counters (continued)*

| Message | ANSI | China | Mexico | Thailand | Hong Kong | Chile | Australia | Israel | ETSIv2 | Hungary |
|---------|------|-------|--------|----------|-----------|-------|-----------|--------|--------|---------|
| UPT | | | | | | | | | | X |
| USR | X | | | | | X | | | | X |



Data Values for TOS, DSCP, and PHB Parameters

Revised: July 24, 2009, OL-3743-42

This appendix describes the parameters implemented in the Cisco BTS 10200 Softswitch for Type of Service (TOS), Differentiated Services Codepoint (DSCP), and Per-Hop Behavior (PHB) and provides a basic overview of industry standards for the TOS, DSCP, and PHB parameters.

Type of Service

TOS parameters are described in IETF document RFC 791, Internet Protocol. Bits 0 - 7 are used as follows in the TOS Byte:

- Bits 0 - 2: IP Precedence
- Bit 3: Delay
- Bit 4: Throughput
- Bit 5: Reliability
- Bits 6-7: Reserved

Differentiated Services Codepoint

DSCP parameters are described in IETF document *RFC 2474, Definition of the Differentiated Services Field (DS Field) in the IPv4 and IPv6 Headers*. Bits 0 - 7 are used as follows in the Diffserv (Differentiated Services) Byte:

- Bits 0 - 5: DSCP Value
- Bits 6-7: Reserved

Per-Hop Behavior

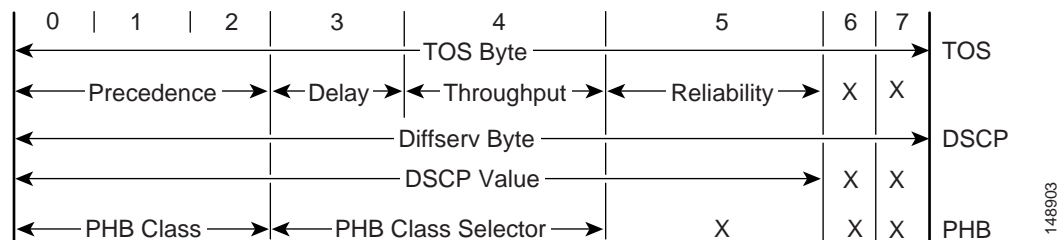
PHB is described in IETF document *RFC 2597, Assured Forwarding PHB Group*, and *RFC 3246, An Expedited Forwarding PHB (Per-Hop Behavior)*. Bits 0 - 7 are used as follows for PHB:

- Bits 0 - 2: PHB Class Value
- Bits 3 - 4: PHB Class Selector Value
- Bits 5-7: Reserved

Relationship of Type of Service, Differentiated Services Codepoint and Per-Hop Behavior Standards

Figure H-1 shows how the TOS, DSCP, and PHB standards are related.

Figure H-1 Relationship of TOS, DSCP, and PHB Standards



Provisioning Formats for TOS, DSCP, and PHB Parameters

On the Cisco BTS 10200 Softswitch, the parameters for TOS, DSCP, and PHB are provisioned differently depending on the token. There are four provisioning formats. These formats are not user-selected. Instead, the system requires the provisioning of each token using a particular format. The default values may be sufficient for your system. The default values for specific tokens are provided in the [“Allowed and Default Values” section on page H-3](#).



Caution

If you change any parameters in the ca-config table, these changes do not take effect until the Call Agent (CA) platform switches over or restarts.

TOS Precedence String Format

If the system requires parameters to be provisioned in the TOS precedence string format, provision the four tokens as follows:

- PRECEDENCE = NETCONTROL, INTERNETCONTROL, CRITICAL, FLASHOVERRIDE, FLASH, IMMEDIATE, PRIORITY, or ROUTINE
- LOWDELAY = Y or N
- THROUGHPUT = Y or N
- RELIABILITY = Y or N

**Note**

Refer to RFC 791 for additional information on the PRECEDENCE values. The relationship between alpha values and numerical values is as follows: NETCONTROL=7, INTERNETCONTROL=6, CRITICAL=5, FLASHOVERRIDE=4, FLASH=3, IMMEDIATE=2, PRIORITY=1, ROUTINE=0.

TOS Precedence Integer Format

If the system requires parameters to be provisioned in the TOS precedence integer format, provision the four tokens as follows:

- PRECEDENCE = 0–7
- LOWDELAY = Y or N
- THROUGHPUT = Y or N
- RELIABILITY = Y or N

**Note**

Refer to RFC 791 for additional information on the PRECEDENCE values. The relationship between alpha values and numerical values is as follows: NETCONTROL=7, INTERNETCONTROL=6, CRITICAL=5, FLASHOVERRIDE=4, FLASH=3, IMMEDIATE=2, PRIORITY=1, ROUTINE=0.

Diffserv Byte Format

If the system requires parameters to be provisioned in the Diffserv byte format, provision a single token as an integer between 0 and 255. The Diffserv byte is based on 8 bits, which is 2 more bits than the DSCP value (see [Figure H-1](#)). Therefore, a value 4 times the value of the desired DSCP value must be provisioned. For example, if you want a DSCP value of 24 for a particular token, provision that token with a value of 96.

PHB Format

If the system requires parameters to be provisioned in the PHB format, provision a single token as one of the following values: CS1, CS2, CS3, CS4, CS5, CS6, CS7, AF11, AF12, AF13, AF21, AF22, AF23, AF31, AF32, AF33, EF, NONE (Release 4.4.x only), DEFAULT (Release 4.5 only).

Allowed and Default Values

This section lists the provisionable TOS, DSCP, and PHB tokens applicable to each protocol, and the allowed and default values.

**Caution**

For all of the tokens in this section, Cisco does not recommend using any value other than the specified default. Changing these values from their defaults can significantly impact network performance. Contact Cisco TAC for further information.

**Caution**

If you change any parameters in the ca-config table, these changes do not take effect until the CA platform switches over or restarts.

**Note**

Refer to RFC 791 for additional information on the PRECEDENCE values. Numerical equivalents are as follows: NETCONTROL=7, INTERNETCONTROL=6, CRITICAL=5, FLASHOVERRIDE=4, FLASH=3, IMMEDIATE=2, PRIORITY=1, ROUTINE=0.

MGCP Signaling

The following values from [Appendix A, “Configurable Parameters and Values”](#) (Call Agent Configuration table) are applicable to this type of signaling:

- MGCP-SIG-TOS-PRECEDENCE
- MGCP-SIG-TOS-LOWDELAY
- MGCP-SIG-TOS-THROUGHPUT
- MGCP-SIG-TOS-RELIABILITY

[Table H-1](#) lists the allowed types and default value for each of these types.

Table H-1 *MGCP-SIG-TOS Values (from CA-CONFIG Table)*

| Value | Allowed Values | Default Value |
|--------------------------|----------------|---------------|
| MGCP-SIG-TOS-PRECEDENCE | 0–7 | 3 |
| MGCP-SIG-TOS-LOWDELAY | Y/N | Y |
| MGCP-SIG-TOS-THROUGHPUT | Y/N | N |
| MGCP-SIG-TOS-RELIABILITY | Y/N | N |

DQoS Signaling

This section lists the tokens used in provisioning DQoS signaling from the Media Gateway Profile and the Quality of Service tables. DQoS signaling uses the Common Open Policy Service (COPS) protocol.

The [Media Gateway Profile table](#) contains the following token:

- IPTOS-RTP-SUPP—Allowed values are Y/N; default is N.

The [Quality of Service table](#) contains the following tokens:

- IPTOS-RTP-PRECEDENCE
- IPTOS-RTP-LOWDELAY
- IPTOS-RTP-THROUGHPUT
- IPTOS-RTP-RELIABILITY

Table H-2 lists the allowed values and default value for each of these tokens.

Table H-2 IPTOS-RTP Values (from QoS Table)

| Token | Allowed Values | Default Value |
|-----------------------|---|---------------|
| IPTOS-RTP-PRECEDENCE | NETCONTROL INTERNETCONTROL CRITICAL FLASHOVERRIDE FLASH IMMEDIATE PRIORITY ROUTINE | CRITICAL |
| IPTOS-RTP-LOWDELAY | Y/N | N |
| IPTOS-RTP-THROUGHPUT | Y/N | N |
| IPTOS-RTP-RELIABILITY | Y/N | N |

COPS and RADIUS Signaling

This section lists the tokens used in provisioning COPS and RADIUS signaling from the Quality of Service and the Call Agent Configuration tables.



Tip

The tokens in this section are provisioned using values between 0 and 255. For an explanation of how to calculate these values, see the “Diffserv Byte Format” section on page H-3.

The *Quality of Service table* contains the following token (applicable to voice traffic):

- DQOS-CMTS-DSCP-TOS—This value is used for the packets about to enter a provider backbone from the CMTS.
- DQOS-DSCP-TOS-BITMASK (Release 4.5 and later)—This token specifies particular bits within the IPv4 DSCP/TOS byte.
- DOCSIS-DSCP-TOS (Release 4.5 and later)—Identifies the DSCP/TOS value that must be matched for packets to be classified onto the IP flow.
- DOCSIS-DSCP-TOS-BITMASK (Release 4.5 and later)—This token determines what bits in the DSCP/TOS byte are to be used as filters in classifying packets.

Table H-3 lists the allowed values and default value for each of these tokens.

Table H-3 COPS Signaling Parameters (from QoS Table)

| Token | Allowed Values | Default Value |
|--|----------------|---------------|
| DQOS-CMTS-DSCP-TOS | 0–255 | 160 |
| DQOS-DSCP-TOS-BITMASK (Release 4.5 and later) | 0–255 | 224 |

Table H-3 COPS Signaling Parameters (from QoS Table) (continued)

| Token | Allowed Values | Default Value |
|--|----------------|---------------|
| DOCSIS-DSCP-TOS (Release 4.5 and later) | 0–255 | 160 |
| DOCSIS-DSCP-TOS-BITMASK (Release 4.5 and later) | 0–255 | 224 |

The following values for the type token from [Appendix A, “Configurable Parameters and Values”](#) (Call Agent Configuration table) are applicable to this type of signaling:

COPS-DSCP-TOS—This value is used for the signaling packets on COPS interfaces between the CMS and the CMTS.

RADIUS-DSCP-TOS—This value is used for the signaling packets on RADIUS interfaces between the CMS and the RKS, and the CMS and the DF server.

[Table H-4](#) lists the allowed value and default value for each of these tokens.

Table H-4 COPS and RADIUS Signaling Parameters (from CA-CONFIG Table)

| Value | Allowed Values | Default Value |
|-----------------|----------------|---------------|
| COPS-DSCP-TOS | 0–255 | 96 |
| RADIUS-DSCP-TOS | 0–255 | 96 |

Stream Control Transmission Protocol Signaling

This section lists the tokens used from the [Stream Control Transmission Protocol](#) (SCTP) Association table.

- DSCP (Release 4.4.x and earlier only)—The values for this token are described further in *RFC 2597, Assured Forwarding PHB Group*, and *RFC 3246, An Expedited Forwarding PHB (Per-Hop Behavior)*.
- IP-TOS-PRECEDENCE (Release 4.4.x and earlier only)

[Table H-5](#) lists the allowed values and default value for each of these tokens.

Table H-5 SCTP Signaling Parameters (from the SCTP-Association Table)

| Token | Allowed Values | Default Value |
|---|---|---------------|
| DSCP (Release 4.4.x and earlier only) | AF11, AF12, AF13, AF21, AF22, AF23, AF31, AF32, AF33, AF41, AF42, AF43, EF, NONE | NONE |
| IP-TOS-PRECEDENCE (Release 4.4.x and earlier only) | NETCONTROL, INTERNETCONTROL, CRITICAL, FLASHOVERRIDE, FLASH, IMMEDIATE, PRIORITY, ROUTINE | FLASH |

The following value from [Appendix A, “Configurable Parameters and Values”](#) (Call Agent Configuration table) is applicable to this type of signaling.

- SCTP-DSCP (Release 4.5 and later only)—The values for this token are described further in *RFC 2597, Assured Forwarding PHB Group*, and *RFC 3246, An Expedited Forwarding PHB (Per-Hop Behavior)*.

[Table H-6](#) lists the allowed values and default value for this token.

Table H-6 SCTP-DSCP Signaling Parameters (from CA-CONFIG Table)

| Token | Allowed Values | Default Value |
|---|--|---------------|
| SCTP-DSCP (Release 4.5 and later only) | DEFAULT, CS1, CS2, CS3, CS4, CS5, CS6, CS7, AF11, AF12, AF13, AF21, AF22, AF23, AF31, AF32, AF33, AF41, AF42, AF43, EF | CS3 |

ISDN Signaling

This section lists the tokens used from the [Backhaul Set table](#).

- SIG-TOS-LOWDELAY
- SIG-TOS-PRECEDENCE
- SIG-TOS-RELIABILITY
- SIG-TOS-SUPP—Allowed values are Y/N; default is N.
- SIG-TOS-THROUGHPUT

[Table H-7](#) lists the allowed values and default value for the -PRECEDENCE, -LOWDELAY, -THROUGHPUT, and -RELIABILITY tokens.

Table H-7 SIG-TOS Values (from BACKHAUL-SET Table)

| Token | Allowed Values | Default Value |
|---------------------|---|---------------|
| SIG-TOS-LOWDELAY | Y/N | N |
| SIG-TOS-PRECEDENCE | NETCONTROL INTERNETCONTROL CRITICAL FLASHOVERRIDE FLASH IMMEDIATE PRIORITY ROUTINE | CRITICAL |
| SIG-TOS-RELIABILITY | Y/N | N |
| SIG-TOS-THROUGHPUT | Y/N | N |

H.323 Signaling

This section lists the tokens used from the [H.323 Gateway table](#).

- IPTOS-SIG-LOWDELAY
- IPTOS-SIG-PRECEDENCE
- IPTOS-SIG-RELIABILITY
- IPTOS-SIG-THROUGHPUT

[Table H-8](#) lists the allowed values and default value for each of these tokens.

Table H-8 IPTOS-SIG Values (from H323-GATEWAY Table)

| Token | Allowed Values | Default Value |
|-----------------------|---|---------------|
| IPTOS-SIG-LOWDELAY | Y/N | Y |
| IPTOS-SIG-PRECEDENCE | NETCONTROL INTERNETCONTROL CRITICAL FLASHOVERRIDE FLASH IMMEDIATE PRIORITY ROUTINE | FLASH |
| IPTOS-SIG-RELIABILITY | Y/N | N |
| IPTOS-SIG-THROUGHPUT | Y/N | N |

Session Initiation Protocol Signaling

This section lists the tokens used from the [Softswitch Trunk Group Profile table](#) that affect Session Initiation Protocol (SIP) trunks.

- SIP-SIG-LOWDELAY
- SIP-SIG-PRECEDENCE
- SIP-SIG-RELIABILITY
- SIP-SIG-THROUGHPUT

[Table H-9](#) lists the allowed values and default value for each of these tokens.

Table H-9 SIP-SIG Values (from SOFTSW-TG-PROFILE Table)

| Token | Allowed Values | Default Value |
|------------------|----------------|---------------|
| SIP-SIG-LOWDELAY | Y/N | Y |

Table H-9 SIP-SIG Values (from SOFTSW-TG-PROFILE Table) (continued)

| Token | Allowed Values | Default Value |
|---------------------|---|---------------|
| SIP-SIG-PRECEDENCE | NETCONTROL INTERNETCONTROL CRITICAL FLASHOVERRIDE FLASH IMMEDIATE PRIORITY ROUTINE | FLASH |
| SIP-SIG-RELIABILITY | Y/N | N |
| SIP-SIG-THROUGHPUT | Y/N | N |

System-Level Signaling TOS for SIP Calls

The following values from [Appendix A, “Configurable Parameters and Values”](#) (Call Agent Configuration table) are applicable to this type of signaling. These values define the system-level TOS for SIP calls. The system-level TOS is used for all calls to SIP subscribers. For trunks, the sia-trunk-grp-level-sig-tos value indicates whether the system-level (ca-config) TOS to use for SIP calls is trunk-group specific.

- SIA-TRUNK-GRP-LEVEL-SIG-TOS—Allowed values are Y/N; default is N.
- SIA-SIG-TOS-LOWDELAY
- SIA-SIG-TOS-PRECEDENCE
- SIA-SIG-TOS-RELIABILITY
- SIA-SIG-TOS-THROUGHPUT

[Table H-10](#) lists the allowed values and default value for the -PRECEDENCE, -LOWDELAY, -THROUGHPUT, and -RELIABILITY tokens.

Table H-10 SIA-SIG-TOS Values (from CA-CONFIG Table)

| Token | Allowed Values | Default Value |
|-------------------------|----------------|---------------|
| SIA-SIG-TOS-LOWDELAY | Y/N | Y |
| SIA-SIG-TOS-PRECEDENCE | 0–7 | 3 |
| SIA-SIG-TOS-RELIABILITY | Y/N | N |
| SIA-SIG-TOS-THROUGHPUT | Y/N | N |



Caution

If you change any parameters in the ca-config table, these changes do not take effect until the CA platform switches over or restarts.

Internal Call Agent to Feature Server Signaling

The following values from [Appendix A, “Configurable Parameters and Values”](#) (Call Agent Configuration table) are applicable to this type of signaling. These values are used for internal Call Agent (CA) to Feature Server (FS) signaling.

- SIM-SIG-TOS-LOWDELAY
- SIM-SIG-TOS-PRECEDENCE
- SIM-SIG-TOS-RELIABILITY
- SIM-SIG-TOS-THROUGHPUT

[Table H-11](#) lists the allowed values and default value for each of these tokens.

Table H-11 SIA-SIG-TOS Values (from CA-CONFIG Table)

| Token | Allowed Values | Default Value |
|-------------------------|----------------|---------------|
| SIM-SIG-TOS-LOWDELAY | Y/N | Y |
| SIM-SIG-TOS-PRECEDENCE | 0–7 | 3 |
| SIM-SIG-TOS-RELIABILITY | Y/N | N |
| SIM-SIG-TOS-THROUGHPUT | Y/N | N |

Internal Feature Server to Call Agent Signaling

The following values from [Appendix A, “Configurable Parameters and Values”](#) (Call Agent Configuration table) are applicable to this type of signaling (Release 4.5 and later). These values are used for internal signaling from the Feature Servers to the Call Agent.

AIN Feature Server

The following values are used for internal AIN Feature Server (FSAIN) to CA signaling:

- FSAIN-SIG-TOS-PRECEDENCE
- FSAIN-SIG-TOS-LOWDELAY
- FSAIN-SIG-TOS-THROUGHPUT
- FSAIN-SIG-TOS-RELIABILITY

POTS/Tandem/Centrex Feature Server

The following values are used for internal POTS/Tandem/Centrex Feature Server (FSPTC) to CA signaling:

- FSPTC-SIG-TOS-LOWDELAY
- FSPTC-SIG-TOS-PRECEDENCE
- FSPTC-SIG-TOS-RELIABILITY
- FSPTC-SIG-TOS-THROUGHPUT

Values

Table H-12 lists the allowed values and default value for each of these tokens.

Table H-12 *FSAIN -SIG-TOS and FSPTC-SIG-TOS Values (from CA-CONFIG Table)*

| Token | Allowed Values | Default Value |
|---------------------------|----------------|---------------|
| FSAIN-SIG-TOS-PRECEDENCE | 0–7 | 3 |
| FSPTC-SIG-TOS-PRECEDENCE | | |
| FSAIN-SIG-TOS-LOWDELAY | Y/N | Y |
| FSPTC-SIG-TOS-LOWDELAY | | |
| FSAIN-SIG-TOS-THROUGHPUT | Y/N | N |
| FSPTC-SIG-TOS-THROUGHPUT | | |
| FSAIN-SIG-TOS-RELIABILITY | Y/N | N |
| FSPTC-SIG-TOS-RELIABILITY | | |

Mapping of Provisionable TOS, DSCP, and PHB Values

Table H-13 shows how the provisionable values in the PHB format are mapped to the values in TOS and DSCP formats.



Caution

Cisco recommends that you use the combinations of values shown in the table. The system will accept certain other combinations of values, depending on the format; however, the combinations shown in the table have been tested by Cisco for proper behavior.



Note

Binary and Hex values are presented for information only, and are not used for provisioning.

Table H-13 Mapping of Provisionable Values in PHB Format to TOS and DSCP Formats ¹

| Value in PHB Format | Value of TOS PRECEDENCE Bits | | | Other Provisionable TOS Bits | | | Binary | Diffserv Byte Format | Hex Value ² |
|---|------------------------------|----------------------------|--------------------|------------------------------|----------------|----------------|-------------------|----------------------|------------------------|
| | Binary ³ | TOS String Format | TOS Integer Format | D ⁴ | T ⁴ | R ⁴ | | | |
| NONE (Release 4.4.x only) or DEFAULT (Release 4.5 only) | 000 | ROUTINE | 0 | N | N | N | 000 000 00 | 0 | 0x0 |
| CS1 | 001 | PRIORITY | 1 | N | N | N | 001 000 00 | 32 | 0x20 |
| AF11 | | | | N | Y | N | 001 010 00 | 40 | 0x28 |
| AF12 | | | | Y | N | N | 001 100 00 | 48 | 0x30 |
| AF13 | | | | Y | Y | N | 001 110 00 | 56 | 0x38 |
| CS2 | 010 | IMMEDIATE | 2 | N | N | N | 010 000 00 | 64 | 0x40 |
| AF21 | | | | N | Y | N | 010 010 00 | 72 | 0x48 |
| AF22 | | | | Y | N | N | 010 100 00 | 80 | 0x50 |
| AF23 | | | | Y | Y | N | 010 110 00 | 88 | 0x58 |
| CS3 | 011 | FLASH | 3 | N | N | N | 011 000 00 | 96 | 0x60 |
| AF31 | | | | N | Y | N | 011 010 00 | 104 | 0x68 |
| AF32 | | | | Y | N | N | 011 100 00 | 112 | 0x70 |
| AF33 | | | | Y | Y | N | 011 110 00 | 120 | 0x78 |
| CS4 | 100 | FLASHOVERRIDE | 4 | N | N | N | 100 000 00 | 128 | 0x80 |
| AF41 | | | | N | Y | N | 100 010 00 | 136 | 0x88 |
| AF42 | | | | Y | N | N | 100 100 00 | 144 | 0x90 |
| AF43 | | | | Y | Y | N | 100 110 00 | 152 | 0x98 |
| CS5 | 101 | CRITICAL | 5 | N | N | N | 101 000 00 | 160 | 0xA0 |
| EF | | | | Y | Y | N | 101 110 00 | 184 | 0xB8 |
| CS6 | 110 | INTERNETWORKCONTROL | 6 | N | N | N | 110 000 00 | 192 | 0xC0 |
| CS7 | 111 | NETWORKCONTROL | 7 | N | N | N | 111 000 00 | 224 | 0xE0 |

1. Cisco recommends that you use the combinations of values shown in the table. The system will accept certain other combinations of values, depending on the format; however, the combinations shown in the table have been tested by Cisco for proper behavior.
2. Hexadecimal equivalent. This value is listed for convenience. It is not used in provisioning the Cisco BTS 10200 Softswitch.
3. Binary equivalent. This value is listed for convenience. It is not used in provisioning the Cisco BTS 10200 Softswitch.
4. D = Delay, T = Throughput, R = Reliability. To provision these tokens, enter N for 0 or Y for 1.



ISUP Measurement Counters (Release 4.5/4.5.1)

Revised: July 24, 2009, OL-3743-42

This appendix illustrates which message counters are applicable to a given ISUP variant. The total message, abnormal release, unexpected and unrecognized message counter are applicable to all variants. These counters are used as display values in the [Measurements](#) chapter. ISUPs for Israel, Chile and Australia are not supported.

Table 4-1 *ISUP Measurement Counters by Variant*

| Message | ANSI | China | Mexico | Thailand | Hong Kong | ETSIv2 | Hungary | France (Release 4.5.1) | Poland (Release 4.5.1) | Columbia (Release 4.5.1) |
|---------|------|-------|--------|----------|-----------|--------|---------|------------------------|------------------------|--------------------------|
| ACM | X | X | X | X | X | X | X | X | X | X |
| ANM | X | X | X | X | X | X | X | X | X | X |
| ARR | | | | X | | | | | | |
| BLA | X | X | X | X | X | X | X | X | X | X |
| BLO | X | X | X | X | X | X | X | X | X | X |
| CCL | | X | X | | | X | | | | |
| CCR | X | X | X | X | | X | X | X | | |
| CFN | X | | X | X | X | | X | X | | X |
| CGB | X | X | X | X | X | X | X | X | X | X |
| CGBA | X | X | X | X | X | X | X | X | X | X |
| CGU | X | X | X | X | X | X | X | X | X | X |
| CGUA | X | X | X | X | X | X | X | X | X | X |
| CON | | X | X | X | X | X | X | X | X | X |
| COT | X | X | X | X | X | X | X | X | X | X |
| CPG | X | X | X | X | X | X | X | X | X | X |
| CQM | X | | X | X | | | | | | |
| CQR | X | | X | X | | | | | | |
| CRA | X | | | | | | | | | |
| CRM | X | | | | | | | | | |

Table 4-1 ISUP Measurement Counters by Variant

| Message | ANSI | China | Mexico | Thailand | Hong Kong | ETSIv2 | Hungary | France (Release 4.5.1) | Poland (Release 4.5.1) | Columbia (Release 4.5.1) |
|---------|------|-------|--------|----------|-----------|--------|---------|------------------------|------------------------|--------------------------|
| CRG | | | | | | | | | | X |
| CVR | X | | | | | | | | | |
| CVT | X | | | | | | | | | |
| EXM | X | | | | | | | | | |
| FAA | | | | | | X | X | X | X | X |
| FAC | X | | | | X | | X | X | X | |
| FAR | | | | | | | | | | X |
| FOT | X | | | | | | | | | |
| FRJ | | | | | | | | | | X |
| FWT | | | | | | | | | | |
| GRA | X | X | X | X | X | X | X | | | X |
| GRS | X | X | X | X | X | X | X | | | X |
| IAM | X | X | X | X | X | X | X | | | X |
| IDR | | | | | | | X | | | |
| INF | X | | X | X | X | | X | | | X |
| INR | | | X | X | X | | X | | | X |
| IRS | | | | | | | X | | | |
| ITX | | | | | | | | X | X | |
| LPA | X | | | | | | | | | |
| LPM | | | | | | | | | | |
| NRM | | | | | X | | | | | |
| OLM | | | | | | | X | X | X | |
| OPR | | X | | | | X | | | | |
| PAM | X | | | | X | | | | | |
| PRI | | | | | | | | | | |
| REL | X | X | X | X | X | X | X | X | X | X |
| RES | X | X | X | X | X | X | X | X | X | X |
| RLC | X | X | X | X | X | X | X | X | X | X |
| RSC | X | X | X | X | X | X | X | X | X | X |
| SAM | | X | X | X | X | X | X | X | X | X |
| SGM | | X | | | X | X | X | X | X | |
| SUS | X | X | X | X | X | X | X | X | X | X |
| UBA | X | X | | X | X | X | X | X | X | X |
| UBL | X | X | X | X | | X | X | X | X | X |
| UCIC | X | | X | X | | | | | | X |

Table 4-1 *ISUP Measurement Counters by Variant*

| Message | ANSI | China | Mexico | Thailand | Hong Kong | ETSIv2 | Hungary | France (Release 4.5.1) | Poland (Release 4.5.1) | Columbia (Release 4.5.1) |
|---------|------|-------|--------|----------|-----------|--------|---------|------------------------|------------------------|--------------------------|
| UPA | | | | | | | X | X | X | |
| UPT | | | | | | | X | X | X | |
| USR | X | | | | | | X | X | X | X |



Glossary

Revised: July 24, 2009, OL-3743-42

The following glossary terms and acronyms may be used in this document.

A

| | |
|------------------|---|
| AAA | authentication, authorization, and accounting |
| AAL | ATM adaptation layer |
| AAL1 | ATM adaption layer 1 |
| AAL2 | ATM adaption layer 2 |
| AAL3/4 | ATM adaption layer 3 and 4 |
| AAL5 | ATM adaption layer 5 |
| ABM | Asynchronous Balanced Mode |
| AC | automatic callback |
| AC_ACT | Automatic callback activation |
| AC_DEACT | Automatic callback deactivation |
| ACL | automatic congestion level |
| ACR | Anonymous call rejection |
| ACR_ACT | ACR activation code |
| ACR_DEACT | ACR deactivation code |
| ADI | activation, deactivation and interrogation |
| ADM | Administration, Diagnostics, and Maintenance |
| AIN | Advanced Intelligent Network |
| Airlines | airlines information and reservation |
| AMA | Automated Message Accounting |
| ANI | automatic number identification |
| ANNC | announcement |

| | |
|-------------------|---|
| Annex E | Connection Over UDP—Relates to sending signaling over UDP (User Data Protocol) for quicker call establishment. UDP does not replace TCP/IP. Annex E optimizes the gatekeeper-routed call model. |
| Annex F | Inter-Domain Communications—A domain is several zones grouped together. Inter-domain communications focuses on address resolution between domains. |
| ANS | announcement server |
| APP | application |
| AR | automatic recall |
| AR_ACT | Automatic recall activation |
| AR_DEACT | Automatic recall deactivation |
| ASPC | analog stored program control switch |
| AT | access tandem |
| ATM | Asynchronous Transfer Mode |
| AUEP | Audit Endpoint |
| B | |
| B Channel | bearer channel |
| BAF | Bellcore AMA Format |
| BCID | billing correlation identifier |
| BCM | Basic Call Module |
| BDMS | Bulk Data Management System of the Cisco BTS 10200 Softswitch. |
| BE | best effort |
| BEC | Backward Error Correction |
| Bit | binary digit |
| Block-DA | Block Directory Assistance. |
| Block-INTL | Block International Operator Assistance |
| Block-TW | Block Time and Weather |
| BLV | Busy Line Verification |
| BOC | Bell Operating Company |
| BRI | Basic Rate Interface |
| BTS | Broadband Telephony Services |

C

| | |
|------------------|--|
| CA | Call Agent. Component of the Cisco BTS 10200 Softswitch. |
| CA-Config | Call Agent configuration |
| CALEA | Communications Assistance for Law Enforcement Act |
| CALLp | call processing |
| CAP | competitive access provider |
| CAS | channel-associated signaling |
| CAS-TG | channel-associated signaling trunk group |
| CAT | customer access treatment |
| CBLK | Call block—reject caller |
| CBR | constant bit rate |
| CC | country code or courtesy call |
| CCC | call content channel |
| CCM | Cisco CallManager |
| CC-NN | country code—national number |
| CCR | continuity check request message |
| CCSS7 | Common Channel Signaling System 7 |
| CCT | circuit |
| CCW | Cancel call waiting |
| CDB | call detail block |
| CDC | call data channel |
| CDP | Customize dial plan |
| CDR | call detail record |
| Centrex | Central Office Exchange |
| CFB | call forwarding busy |
| CFBI | Call forwarding busy interrogation |
| CFBVA | Call forwarding busy activation |
| CFBVD | Call forwarding busy deactivation |
| CFC | Call forwarding combination |

| | |
|------------------------|--|
| CFC_ACT | Call forwarding combination activation |
| CFC_DEACT | Call forwarding combination deactivation |
| CFC_DN_CHG_ACT | Call forwarding combination DN change with activation |
| CFCI | CFC interrogation with DN verification |
| CFCI_NO_DN_VRFY | CFC interrogation with no DN verification |
| CFN | confusion message |
| CFNA | call forwarding no answer |
| CFNA | Call forwarding no answer |
| CFNAI | CFNA variable interrogation |
| CFNAVA | CFNA variable activation |
| CFNAVD | CFNA variable deactivation |
| CFU | call forwarding unconditional |
| CFUA | CFU activation |
| CFUD | CFU deactivation |
| CFUI | CFU interrogation |
| CFVABBG | Call forwarding variable activation for business groups |
| CHD | Call hold |
| CIC | Circuit Identification Code |
| CIC | Carrier Identification Code. A unique 3- or 4-digit access identification code assigned by Telcordia (formerly Bellcore). It identifies the long-distance carrier of a caller. |
| CIDCW | call identity with call waiting |
| CIDCW | Caller ID with call waiting |
| CIDS | Calling identity delivery and suppression per call |
| CIDSD | Calling identity delivery and suppression, delivery part per call |
| CIDSS | Calling identity delivery and suppression, suppression part per call |
| CIP | carrier information parameter |
| Cisco BTS 10200 | Cisco System's Broadband Telephony Services Softswitch 10200 |
| CLEC | competitive local exchange carrier |
| CLH | circular line hunt |

| | |
|-----------------|---|
| CLI | command-line interface |
| CLIP | calling line information presentation |
| CLIP | Calling line identity presentation |
| CLIR | calling line information restriction |
| CLIR | Calling line identity restriction |
| CLLI | Common Language Location Identifier. An 11-character descriptor field assigned to a class 4/5 switch. |
| CM | cable modem |
| CMS | call management system |
| CMTS | Cable Modem Termination System |
| CNAB | calling name delivery blocking |
| CNAB | Calling name delivery blocking |
| CNAM | Calling name |
| CND | Calling number delivery |
| CNDB | calling number delivery blocking |
| CNM | Connection Manager |
| CO | Central Office |
| CONFIG | configuration |
| COPS | Common Open Policy Service |
| COS | Class of service screening |
| COT | continuity test |
| COT | Customer-originated trace |
| CPL | Command Privilege Level |
| CPOL | Cisco Patent On-line |
| CPRK | Call park access code |
| CPRK_RET | Call park retrieval access code |
| CPSG-ID | call park subscriber group identification |
| CPU | central processing unit |
| CRA | circuit reservation acknowledgement |
| CRCX | MGCP create connection message type |

| | |
|---------------------|--|
| CRG | charge information (message) |
| CRM | circuit reservation message |
| CRMCRA | circuit reservation message/circuit reservation acknowledgment |
| CT | call transfer |
| CVR | circuit validation response |
| CVT | circuit validation test |
| CW | call waiting |
| CWD | call waiting deluxe |
| D | |
| D Channel | data channel |
| DA | directory assistance |
| DACWI | distinctive alerting/call waiting on incoming on DID calls |
| DA-CWI | distinctive alerting/call waiting on incoming |
| DA-Toll | 1+411, 1+NPA-555-1212 calls. |
| DChan-Port | D-Channel Port Number |
| DChan-Slot | D-Channel Slot |
| DHCP | Dynamic Host Control Protocol |
| DID | direct inward dialing |
| DID/DNIS | direct inward dialing/Dialed Number Identification Service |
| DLCX | MGCP delete connection message type |
| DN | directory number |
| DND | do not disturb |
| DND_ACT | do not disturb activation |
| DND_DEACT | do not disturb deactivation |
| DNIS Pattern | Dialed Number ID Service |
| DNS | Domain Name Server |
| DOCSIS | Data Over Cable System Interface Specification |
| DOW | day of week |
| DOY | date of year |

| | |
|-------------------------|--|
| DP | detection point |
| DPC | destination point code |
| DPN | directed call pickup with barge-in |
| DPU | directed call pickup |
| DQOS | dynamic quality of service |
| DRCW | distinctive ringing call waiting |
| DRCW_ACT | DRCW activation code |
| DSCP | DiffServ Code Point |
| DSPC | Digital Stored Program Control Switch |
| DTMF | dual tone multifrequency. Tones that are generated when a button on a touch-tone phone is pressed. When the tone is generated, it is compressed, transported to the other party, and decompressed. |
| DTMF-Groundstart | dual tone multifrequency Ground Start |
| DTMF-IMStart | dual tone multifrequency Immediate Start |
| DTMF-Loopstart | dual tone multifrequency Loop Start |
| DTMF-Winkstart | dual tone multifrequency Wink Start |
| DUP-Records | duplicate records |
| E | |
| E Channel | echo channel |
| E&M | recEive and transMit |
| EM | event message |
| E.164 | The ITU-T international public telecommunications numbering plan standard |
| EAEA | Equal Access Exchange Area |
| EAEO | Equal Access End Office |
| EAIN | Bellcore FGD Exchange Access International Signaling |
| EANA | Bellcore FGD Exchange Access North American Signaling |
| EC | echo cancellation |
| ECD | Echo Control Device (normally an echo suppressor or echo canceller) |
| E-ISUP | extended-ISUP |
| EM | Event Message or Messaging |

| | |
|-----------------|--|
| EMA | Event Message Adapter |
| EMG | Emergency (911) Call |
| EMS | Element Management System |
| EMTA | Embedded Media Terminal Adapter |
| ENUM | Electronic Number Mapping |
| EO | end office |
| ESA | Electronic Surveillance Adapter |
| EXM | exit message |
| EXT | extension |
| F | |
| FAIL-CNT | failure count |
| FCLI | Functional Command Line Interface |
| FCP | Feature Control Protocol |
| FDT | final dial tone |
| FEID | Financial Entity Identifier |
| FGD | Feature Group D |
| FIM | feature interaction manager |
| FName | feature name |
| FQDN | Fully Qualified Domain Name |
| FS | Feature Server in the Cisco BTS 10200 Softswitch |
| FSAIN | AIN Feature Server |
| SFPTC | POTS, Tandem, Centrex Feature Server |
| FTP | File Transfer Protocol |
| G | |
| G | guaranteed |
| GAP | generic address parameter |
| GC | gate controller |
| GK | gatekeeper—A device that does E.164 to IP address resolution, bandwidth management and load balancing. |

| | |
|-----------------|---|
| GN | generic name |
| GN | gateway number (Hong Kong) |
| GPRS | general packet radio service |
| GRE | generic routing encapsulation |
| GSC1D | 1-digit group speed calling |
| GSC2D | 2-digit group speed calling |
| GTD | Generic Transport Descriptor—ASCII based encoding scheme used to pass signaling information end-to-end. |
| GTP | GPRS tunneling protocol |
| GW | gateway |
| H | |
| H.225 | The call signaling protocol of H.323. H.225 uses messages similar to messages defined in Q.931 ITU-T Recommendation. |
| H.245 | The resource exchange protocol of H.323. H.245 is used to help the two peers determine the master-slave relationship, the exchange of capabilities, and the opening or closing of logical channels. |
| H.323 | ITU-T recommendation adopted by the VoIP Forum as the call signaling protocol over a LAN |
| H3A | The H.323 signaling adapter subsystem of the Cisco BTS 10200 Softswitch |
| HFC | hybrid fiber coaxial |
| HMAC | hash-based message authentication code |
| HMAC-MD5 | hashed message authentication code with MD5 (RFC 2104) |
| HMN | hardware monitor |
| HOTLINE | hotline |
| HOTV | hotline variable |
| HOTVA | hotline variable activation |
| HOTVD | hotline variable deactivation |
| HOTVI | hotline variable interrogation |
| HPTIME | higher packetization time |
| I | |
| IAD | integrated access device |
| IC | Interexchange Carrier |

| | |
|------------------|--|
| ICMP | Internet Control Message Protocol |
| IDEA | International Data Encryption Algorithm |
| IETF | Internet Engineering Task Force |
| IKE | Internet Key Exchange |
| ILEC | Incumbent local exchange carrier |
| IMAP | Internet Message Access Protocol |
| INAP | Intelligent Network Application Part |
| INFO | Information services calls |
| INS | In-Service |
| ISFG | incoming SFG for Centrex |
| | |
| INTERLATA | Calls that cross LATA boundaries |
| INTL | international |
| INTL-OPR | international operator |
| INTRALATA | Calls that occur within a single LATA |
| IP | Internet Protocol |
| IPsec | IP Security standard from IETF. |
| | |
| ISDN | Integrated Services Digital Network |
| ISUP | ISDN User Part |
| ITP | IP transfer point |
| ITP | intraLATA toll presubscription |
| ITU-T | International Telecommunication Union - Telecommunication Sector |
| IVR | Interactive Voice Response |
| IXC | Interexchange Carrier |
| J | |
| JIP | jurisdiction information parameter |
| K | |
| KDC | Kerberos Domain Controller |

L

| | |
|---------------------|---------------------------------------|
| LATA | local access transport area |
| LB-TEST | loopback test call (108 test line) |
| LCADS | Local Calling Area Data Source |
| LCD | limited call duration |
| LCR | least cost routing |
| LDAP | Lightweight Directory Access Protocol |
| LEC | local exchange carrier |
| LERG | Local Exchange Routing Guide |
| LIDB | line information database |
| LNP | local number portability |
| LNP | local number portability |
| LOCAL | local call |
| LOCK-OUT | lockout |
| LPTIME | lower packetization time |
| LRN | local routing number |
| LSA | local service area |
| M | |
| MAC | media access control |
| MAX-Digits | maximum number of digits |
| MCF | multiple call forwarding |
| MD5 | message digest 5 |
| MDCX | MGCP modify connection message type |
| MDL | Message Definition Language |
| MDN | multiple directory numbers |
| MDO | message definition object |
| MF-IMStart | multifrequency Immediate Start |
| MF-Winkstart | multifrequency Wink Start |
| MIB | Management Information Base |

| | |
|-------------------|---|
| MG/MGW | media gateway |
| MGA | media gateway adapter |
| MGC | MGCP Media Gateway Controller |
| MGCP | Media Gateway Control Protocol, used by the Cisco BTS 10200 Softswitch for controlling the bearer path on the media gateway |
| MGW | Media Gateway. The main functionality of MGW is to packetize voice PCM stream from IMT in to RTP stream and vice-versa. The Call Agent controls MGWs using MGCP commands. |
| MIN-Digits | minimum number of digits |
| MLHG | Multiline hunt group |
| MSN | Microsoft Network |
| MTA | Media Terminal Adapter |
| Mu-law | PCM voice-coding and compounding standard |
| MWI-On | Message Waiting Indicator On |
| N | |
| NANP | North American Numbering Plan |
| NANPA | North American Numbering Plan Administration |
| NAS | network access server |
| NCA | no circuit available |
| NCS | network-based call signaling |
| NEW-DN | new subscriber directory number |
| NFAS | nonfacility associated signaling |
| NLB | network loopback |
| NMS | network management system |
| NOA | nature of address |
| NOD | nature of dial |
| NON-EMG | non emergency calls; 311 calls |
| Noun | The name of a table in the BTS 10200 database |
| NPA | Numbering Plan Area (area code) |
| NRUF | Numbering Resource Utilization and Forecast |

| | |
|--------------------|--|
| NSA | no solicitation announcement |
| NSA_ACT | NSA management |
| NTE | named telephony event. An event such as DTMF digits that must be encoded and transported in an RTP packet. RFC 2833 specifies the format of the RTP NTE payload. |
| NTF | no trouble found |
| NTP | Network Time Protocol |
| NXX | Office Code or Prefix with a first digit of 2-9 |
| O | |
| O- | Originating- such as CMS and MGC |
| OAMP | operations, administration, maintenance provisioning |
| OCB | outgoing call barring |
| OCB_ACT | outgoing call barring activation |
| OCB_ADI | outgoing call barring—activation, deactivation and interrogation. See OCB and ADI. |
| OCB_DEACT | outgoing call barring deactivation |
| OCB_INT | outgoing call barring interrogation |
| OCBA | Outgoing call barring activation |
| OCBD | Outgoing call barring deactivation |
| OCBI | Outgoing call barring interrogation |
| OCLLI | CLLI of the originating trunk group |
| OCN | Original Called Number Information Element |
| OLD-DN | Old Subscriber Directory Number |
| OLI | Originating Line Information |
| OOB | out of band |
| OOS | out of service |
| OPC | originating or origination point code |
| OPER-Status | Operational Status |
| OSFG | Outgoing SFG feature for Centrex |
| OSI | open switch interval or open system interconnection |
| OSS | Operations Support System |

| | |
|------------------|---|
| OSSS | operator services signaling system |
| P | |
| P1 | Priority Level 1 |
| P2 | Priority Level 2 |
| P3 | Priority Level 3 |
| P4 | Priority Level 4 |
| PHB | per-hop behavior |
| PBX | private branch exchange |
| PCM | pulse code modulation |
| PCS | personal communications service |
| PDP | Policy Decision Point |
| PEP | Policy Enforcement Point |
| PIC | preferred interLATA carrier or point in call |
| PIN | private identification number |
| PIN-LEN | pin length |
| PKT | packet |
| PKT-CBL | PacketCable |
| POP | point of presence |
| POTS | plain old telephone service |
| PRD | Product Requirement Document |
| PREMIUM | service access code 900, use carrier to route the call |
| PS | privacy screening |
| PS_MANAGE | privacy screening management |
| PS_O | privacy screening assigned to the incoming trunk from the PS application server |
| PSTN | public switched telephone network. |
| PTC | Plain Old Telephone Service (POTS), Tandem, Centrex |
| PVC | permanent virtual circuit |
| Q | |
| Q.931 | Call-signaling protocol for setup and termination of calls |

| | |
|-----------------|---|
| Q.Sig | Q signaling—a PBX signaling protocol |
| QAM | Queuing and Audit Manager |
| QoS | quality of service |
| QVT | query verification tool |
| R | |
| RAC | Resource Availability Confirmation message |
| RACF | remote activation of call forwarding |
| RACF_PIN | RACF PIN change |
| RADIUS | Remote Authentication Dial-In User Service |
| RAI | Resource Availability Indication RAS message |
| RAS | Registration, Admission, and Status Protocol. RAS is defined in the H.225 ITU-T Recommendation. RAS is used to communicate between gateways, endpoints and gatekeeper. RAS is also used to communicate between two gatekeepers. |
| RBOC | Regional Bell Operating Company |
| RCF | Remote call forwarding |
| RCF | Registration Confirmation message |
| RDN | Redirecting Number Information Element |
| REFER | refer capability |
| RFC | Request for comments document series |
| RGW | residential gateway |
| RIP | Request In Progress message |
| RKS | Record Keeping Server; Record Keeping System |
| ROH | receiver off hook |
| ROTL | remote office test line |
| RR | ring reminder |
| RRJ | Registration Reject message |
| RRQ | Registration Request message |
| RSIP | Restart In Progress |
| RSUP | Reliable SAP Update Protocol |

| | |
|-----------------|---|
| RSVP | Resource Reservation Protocol. An IETF protocol for providing integrated services and reserving resources in an IP-based internet. |
| RTP | Real-time Transport Protocol—A protocol for transporting multimedia over IP; see RFC 1889, <i>RTP: A Transport Protocol for Real-Time Applications</i> . |
| RUDP | Reliable User Data Protocol (UDP) Protocol. |
| S | |
| S7A | SS7 ISUP signaling adapter |
| SAP | Session Announcement Protocol |
| SC1D | 1-digit speed calling |
| SC1D_ACT | 1-digit speed calling activation code |
| SC2D | 2-digit speed calling |
| SC2D_ACT | 2-digit speed calling activation code |
| SCA | Selective call acceptance |
| SCA_ACT | SCA activation code ACA_ACT provides access to an IVR server for activation, screening list setup and editing, and deactivation of SCA |
| SCCP | Signal Connection Control Part |
| SCF | Selective call forwarding |
| SCF_ACT | Selective call forwarding activation |
| SCP | Service Control Point |
| SCR | Selective call rejection |
| SCR_ACT | Selective call rejection activation SCR_ACT provides access to an IVR server for the activation, screening list setup and editing, and deactivation of SCR |
| SCTP | Stream Control Transmission Protocol |
| SDP | Session Description Protocol. A protocol for defining information needed to establish multimedia transport over IP. SDP transmits information such as session announcement, session invitation, transport addresses, and media types. For example, in a SIP call, SDP messages indicates if NTE is used, which events to send using NTE, and the NTE payload type value. See RFC 2327, <i>SDP: Session Description Protocol</i> . |
| SDT | second dial tone |
| Send-ATP | Send Access Transport Parameter |
| Send-CIP | Send Carrier Information Parameter |
| Send-CN | Send Charge Number |

| | |
|-----------------|---|
| Send-CPN | Send Calling Party Number |
| Send-CSP | Send Carrier Selection Parameter |
| Send-GAP | Send Generic Address Parameter |
| Send-GN | Send Generic Name |
| Send-OCN | Send Original Called Number |
| SFD | Subscriber-Feature-Data. A record stored on a per-subscriber/per-feature basis in the Cisco BTS 10200 Softswitch. |
| SFG | simulated facility group |
| SG4.0 | Signaling Gateway 4.0 Release |
| SGCP | Simple Gateway Control Protocol |
| SHA | secure hash algorithm |
| SI | service indicator |
| SIM | Service Interaction Module |
| SIP | Session Initiation Protocol. A protocol for transporting multimedia that is independent of the underlying packet control layer, such as the User Datagram Protocol (UDP), and is based on client/server architecture. See RFC 2543, <i>SIP: Session Initiation Protocol</i> . |
| SK | Service Key |
| SMG | Session Manager |
| SNMP | Simple Network Management Protocol |
| SPCS | stored program control switch |
| SPVC | soft permanent virtual circuit |
| SQL | Structured Query Language |
| SS7 | Signaling System 7 |
| SSF | service switching function |
| SSH | secure shell |
| SSN | subsystem number |
| SSP | service switching point |
| ST | Signaling Transport |
| SVC | switched virtual circuits |
| T | |

| | |
|--------------------------|--|
| T- | Terminating- such as CMS and MGC |
| Table | A database entity containing customer-provisioned data |
| TAC | Technical Assistance Center |
| TCAP | Transaction Capabilities Application Part |
| TCCLI | CLLI of the terminating trunk group |
| TCL | Tool command language |
| TCP | Transmission Control Protocol |
| TCP/IP | Transmission Control Protocol/Internet Protocol |
| TDP | Trigger Detection Point |
| Technology Prefix | A number used in the gateway and gatekeeper RAS communication to indicate to the gatekeeper the type of service this gateway is capable of handling. Examples of the type of service are voice mail, fax server, and so forth. |
| TFC | Transfer Controlled |
| TG | trunk group |
| TGCP | Trunking Gateway Control Protocol |
| TGW | trunking gateway (SS7/PSTN) |
| TID | trigger ID |
| TMN | Telecommunication Management Network |
| TNS | Transit Network Selection |
| TO | timeout |
| TOD | time of day |
| TOS | type of service |
| Translated DN | translated directory number |
| TRS | Telecommunications Relay Services |
| TS | tandem switch |
| TSA | TCAP Signaling Adapter |
| TSAP | Transport Service Access Point |
| T-Stamp | time stamp |
| TType | trigger type |

| | |
|-------------------|--|
| TUP | Telephone User Part |
| TUT | trunk under test |
| TVT | translation verification tool |
| TW | time and weather |
| TWC | three-way call |
| TWCD | three-way calling deluxe |
| U | |
| UAC | user agent client |
| UAN | universal access number |
| UBR | unspecified bit rate |
| UCD | Uniform Call Distribution |
| UDP | User Datagram Protocol |
| UPA | user part available |
| UPU | user part unavailable |
| Update-ANI | Update Automatic Number Identification |
| UPL | user privilege level |
| URL | uniform resource locator |
| V | |
| VACANT | vacant code |
| VBR | variable bit rate |
| VISM | Voice Interworking Service Module |
| VM | voice mail |
| VM_ACCESS | voice mail access |
| VM_ACT | voice mail activation feature |
| VM_DEACT | voice mail deactivation feature |
| VMA | voice mail always |
| VMA_ACT (| voice mail always activation feature |
| VMA_DEACT | voice mail always deactivation feature |

| | |
|-------------|--|
| VoIP | Voice over IP. The ability to carry normal telephony-style voice over an IP-based internet with POTS-like functionality, reliability, and voice quality. VoIP is a blanket term which generally refers to Cisco's standards-based (for example, H.323) approach to IP voice traffic. |
| VoP | Voice over packet |



A

AAA Server Group [2-1](#)

command types [2-1](#)

examples [2-1](#)

syntax description [2-1](#)

usage guidelines [2-1](#)

Acronyms [1-1](#)

Activity [1-1](#)

command types [1-1](#)

examples [1-2](#)

syntax description [1-2](#)

usage guidelines [1-2](#)

Activity Base [1-5](#)

command types [1-5](#)

examples [1-5](#)

ID token values characteristics [1-7](#)

syntax description [1-6](#)

usage guidelines [1-5](#)

Activity Summary [15-1](#)

Address of Record to Subscriber [5-2](#)

command types [5-2](#)

examples 4.5 [5-2](#)

examples 4.x [5-2](#)

status and control Commands

status [2-2](#)

status and control commands [2-2](#)

control [2-2](#)

syntax description [5-2](#)

usage guidelines [5-2](#)

Add Rules [1-104](#)

ADM, see Administration, Diagnostics and Maintenance

Administration, Diagnostic, and Maintenance Commands [2-1](#)

Administration and Maintenance [2-2](#)

Address of Record to Subscriber Status and Control
Commands [2-2](#)

Aggregation Status Command [2-4](#)

Destination Point Code Status Command [2-5](#)

H.323 Gateway Status and Control Command [2-6](#)

Media Gateway Status and Control Commands [2-8](#)

Session Initiation Protocol (SIP) Registration
Status [2-11](#)

Signaling Gateway Get and Set Trace Commands [2-9](#)

Signaling Gateway Process Status, Get-Trace and Set
Trace Commands [2-10](#)

Signaling System 7 Trace [2-11](#)

Status Update Processor [2-12](#)

Stream Control Transmission Protocol Association
Control and Status Commands [2-13](#)

Subscriber Termination Commands [2-16](#)

Subsystem Group Status and Control Commands [2-22](#)

Trunk Group Status and Control Commands [2-14](#)

Trunk Termination Status and Control
Commands [2-23](#)

Administrative States

Media Gateway [2-8](#)

Subscriber Termination [2-16](#)

Trunk Group [2-14](#)

Aggregation [2-3](#)

command types [2-3](#)

examples [2-3](#)

syntax description [2-3](#)

usage guidelines [2-3](#)

Aggregation Status Command [2-4](#)

command types [2-4](#)

examples [2-4](#)

- syntax description [2-4](#)
 - usage guidelines [2-4](#)
- AIN Services Summary [12-2](#)
 - command types [12-2](#)
 - Examples [12-2](#)
 - syntax description [12-2](#)
 - usage guidelines [12-2](#)
- Alarm [3-6](#)
 - command types [3-6](#)
 - examples [3-6](#)
 - syntax description [3-6](#)
 - usage guidelines [3-6](#)
- Alarm Log Command [3-1](#)
 - command types [3-1](#)
 - examples [3-1](#)
 - syntax description [3-2](#)
 - usage guidelines [3-1](#)
- Alarm or Event Log Command [3-1](#)
- Alarm or Event Report Properties [3-4](#)
 - command types [3-4](#)
 - examples [3-5](#)
 - syntax description [3-5](#)
 - usage guidelines [3-5](#)
- Alarm Report [3-7](#)
 - command types [3-7](#)
 - examples [3-7](#)
 - syntax description [3-8](#)
 - usage guidelines [3-7](#)
- Alarms [3-6](#)
- Alarms and Events [3-1](#)
 - Alarm or Event Log Command [3-1](#)
 - Alarm or Event Report Properties [3-4](#)
 - Alarms [3-6](#)
 - Events [3-9](#)
- A-law and U-law Voice Encoding [2-110](#)
- ANI, Automatic Number Identification table [7-1](#)
- ANI Screening, see Automatic Number Identification Screening
- ANI Screening Profile, see Automatic Number Identification Screening Profile
- Announcement [2-7](#)
 - command types [2-7](#)
 - examples [2-7](#)
 - syntax description [2-7](#)
 - usage guidelines [2-7](#)
- Announcement Measurements Summary [12-6](#)
 - command types [12-6](#)
 - examples [12-6](#)
 - syntax description [12-7](#)
 - usage guidelines [12-7](#)
- Announcement Trunk [2-10](#)
 - command types [2-10](#)
 - examples [2-10](#)
 - syntax description [2-10](#)
 - usage guidelines [2-10](#)
- Announcement Trunk Group Profile [2-11](#)
 - command types [2-11](#)
 - examples [2-11](#)
 - syntax description [2-12](#)
 - usage guidelines [2-12](#)
- Announcement Trunk Termination Tests [2-40](#)
- AOR2SUB, see Address of Record to Subscriber
- Aor2sub table [5-2](#)
- AOR to Subscriber, see Address of Record to Subscriber
- Application Server [8-1](#)
 - command types [8-1](#)
 - examples [8-1](#)
 - syntax description [8-2](#)
 - usage guidelines [8-1](#)
- ASCII [1-103](#)
- ASCII Characters, invalid [1-103](#)
- Audience [1-19](#)
- Audio Segment [9-1](#)
 - command types [9-1](#)
 - examples [9-1](#)
 - syntax description [9-2](#)
 - usage guidelines [9-1](#)

- Audio Sequence 9-3
 - command types 9-3
 - examples 9-3
 - syntax description 9-4
 - usage guidelines 9-3
 - Audit 4-1
 - Audit Circuit Identification Code 4-1
 - command types 4-1
 - examples 4-1
 - Audit commands 4-1
 - Audit Database 4-2
 - command types 4-2
 - examples 4-2
 - syntax description 4-2
 - usage guidelines 4-2
 - Audit Table Name 4-3
 - command types 4-3
 - examples 4-3
 - syntax description 4-3
 - usage guidelines 4-3
 - Authentication Realm 11-1
 - command types 11-1
 - examples 11-1
 - syntax description 11-2
 - usage guidelines 11-1
 - Authorization Code 5-4
 - command types 5-4
 - examples 5-4
 - syntax description 5-4
 - usage guidelines 5-4
 - Authorization Code Group 5-5
 - command types 5-5
 - examples 5-5
 - syntax description 5-6
 - usage guidelines 5-5
 - Auth-realm table 11-1
 - Automatic Completion
 - automatic expansion of verbs, nouns and parameters 1-103
 - examples 1-103
 - automatic validation of CLI command syntax 1-100
 - invalid nouns 1-101
 - examples 1-102
 - invalid parameters 1-102
 - examples 1-102
 - invalid verbs 1-101
 - examples 1-101
 - CLI Commands 1-99
 - Commands with a Single Verb, Noun and Parameter 1-100
 - Default parameter values 1-100
 - Nouns 1-99
 - Parameters 1-99
 - Verbs 1-99
 - Automatic Number Identification 7-1
 - command types 7-1
 - examples 7-1
 - syntax description 7-2
 - usage guidelines 7-1
 - Automatic Number Identification Screening 7-3
 - command types 7-3
 - examples 7-3
 - syntax description 7-3
 - Automatic Number Identification Screening Profile 7-5
 - command types 7-5
 - examples 7-5
 - syntax description 7-5
 - usage guidelines 7-5
 - Automatic Numbering Identification White Black List 14-1
 - command types 14-1
 - examples 14-1
 - syntax description 14-2
 - usage guidelines 14-1
 - Automatic Validation of CLI Command Syntax 1-100
-
- ## B
- Backhaul Set 6-1

- command types [6-1](#)
- examples [6-1](#)
- syntax description [6-2](#)
- usage guidelines [6-1](#)

Batch Data Retrieval (Paging) Using the Show Command [1-104](#)

BDMS, see Bulk Data Management System

Billing [5-1](#)

Billing Account Address [5-1](#)

- command types [5-1](#)
- examples [5-1](#)
- syntax description [5-2](#)
- usage guidelines [5-2](#)

Billing Alarm [5-3](#)

- command types [5-3](#)
- examples [5-3](#)
- syntax description [5-3](#)
- usage guidelines [5-3](#)

Billing Call Detail Block [5-12](#)

- command types [5-12](#)
- examples [5-12](#)
- syntax description [5-13](#)
- usage guidelines [5-12](#)

Billing File [5-5](#)

- command types [5-5](#)
- examples [5-5](#)
- syntax description [5-5](#)
- usage guidelines [5-5](#)

Billing Record Query [5-6](#)

- command types [5-6](#)
- examples [5-6](#)
- syntax description [5-7](#)
- usage guidelines [5-6](#)

BLV, Feature Data Provisioning Rules [5-41](#)

Brief, Call Trace Query Response [14-4](#)

Bulk Data Management System [11-5](#)

- control command [11-5](#)
- command types [11-5](#)
- examples [11-5](#)

- status command [11-5](#)
- command types [11-5](#)
- examples [11-5](#)
- status system command [11-6](#)
- command types [11-6](#)
- examples [11-6](#)

C

Cable8 Database Usage Defaults, see database usage

CA-Config, See Call Agent configuration

Call Agent [1-8, 11-2](#)

- command types [1-8](#)
- control command [11-2](#)
- command types [11-2](#)
- examples [11-2](#)
- examples [1-9](#)
- examples, 4.4.0~4.5.1 [1-9](#)
- provisioning [1-1](#)
- status command [11-2](#)
- command types [11-2](#)
- examples [11-2](#)
- syntax description [1-9](#)
- usage guidelines [1-9](#)

Call Agent and Feature Server Configurable Parameters [A-1](#)

Call Agent and Feature Server Signaling, DSCP & TOS [H-10](#)

Call Agent Configuration [1-10](#)

- command types [1-11](#)
- examples [1-11](#)
- syntax description [1-11](#)
- usage guidelines [1-11](#)

Call Agent Configuration Base [1-12](#)

- command types [1-12](#)
- examples [1-12](#)
- syntax description [1-12](#)
- usage guidelines [1-12](#)

Call Agent Configuration Base Possible Values

- command types [1-18](#)
 - examples [1-18](#)
 - syntax description [1-18](#)
 - types and values [1-19](#)
 - usage guidelines [1-18](#)
- Call Agent Profile [1-15](#)
 - command types [1-15](#)
 - examples [1-15](#)
 - syntax description [1-15](#)
 - usage guidelines [1-15](#)
- Call Agent Provisioning [1-1](#)
- Call Agent Provisioning, see call agent
- Call Agent to Feature Server Signaling, DSCP & TOS [H-10](#)
- Call Detail Block - see Billing Call Detail Block
- Call Park Subscriber Group [13-1](#)
 - command types [13-1](#)
 - examples [13-1](#)
 - syntax description [13-2](#)
 - usage guidelines [13-1](#)
- Call Subtype [3-1](#)
 - command types [3-1](#)
 - examples [3-1](#)
 - syntax description [3-2](#)
 - usage guidelines [3-1](#)
 - valid call subtypes [3-2](#)
- Call Type [1-25, 3-3](#)
 - command types [3-3](#)
 - examples [3-3](#)
 - syntax description [3-3](#)
 - usage guidelines [3-3](#)
- Call Type Profile [3-6](#)
 - command types [3-6](#)
 - examples [3-6](#)
 - syntax description [3-6](#)
 - usage guidelines [3-6](#)
- Carrier [3-7, 3-47](#)
 - command types [3-7](#)
 - examples [3-7](#)
 - syntax description [3-8](#)
 - usage guidelines [3-7](#)
- CAS, See channel-associated signaling
- CAS Trunk Termination Tests, see diagnostic tests
- Casual White Black List [5-7](#)
 - command types [5-7](#)
 - examples [5-7](#)
 - syntax description [5-7](#)
 - usage guidelines [5-7](#)
- Cause Code Map [7-6](#)
 - command types [7-6](#)
 - examples [7-6](#)
 - syntax description [7-7](#)
 - usage guidelines [7-7](#)
- Cause Code Map Profile [7-9](#)
 - command types [7-9](#)
 - examples [7-9](#)
 - syntax description [7-9](#)
 - usage guidelines [7-9](#)
- caution, definition [1-57](#)
- Cautions [1-56](#)
- Centrex
 - Features [13-1](#)
 - Speed Call
 - One Digit Provisioning [5-24](#)
 - Two Digit Provisioning [5-25](#)
- Centrex Features [13-1](#)
- Centrex Group [13-3](#)
 - command types [13-3](#)
 - examples [13-3](#)
 - syntax description [13-4](#)
 - usage guidelines [13-3](#)
- CFB, Feature Data Provisioning Rules [5-41](#)
- CFNA, Feature Data Provisioning Rules [5-41](#)
- Changed Number [5-8, 7-40](#)
 - command types [5-8](#)
 - examples [5-8](#)
 - syntax description [5-9](#)
 - usage guidelines [5-8](#)

- Change Rules [1-105](#)
- Channel Associated Signaling Trunk Group Profile [2-13](#)
 - command types [2-13](#)
 - examples [2-13](#)
 - syntax description [2-14](#)
 - usage guidelines [2-13](#)
- Characters
 - Invalid
 - ASCII characters [1-103](#)
 - Subscriber [1-103](#)
- Characters, Invalid [1-103](#)
- Check Positive Values [1-18](#)
- China, ISUP Measurement Counters [1-1](#)
- CIC, audit command, see audit
- Ciphersuite Profile [10-4](#)
 - command types [10-4](#)
 - examples [10-4](#)
 - syntax description [10-5](#)
 - usage guidelines [10-4](#)
- Circuit Code [3-10](#)
 - command types [3-10](#)
 - examples [3-10](#)
 - syntax description [3-10](#)
 - usage guidelines [3-10](#)
- Circuit Identification Code, audit, see audit
- Class of Service Restriction [7-10, 8-3](#)
 - command types [8-3](#)
 - examples [8-3](#)
 - syntax description [8-4](#)
 - usage guidelines [8-3](#)
- CLI
 - Automatic completion of commands [1-99](#)
 - Automatic completion of commands with a single verb, noun and parameter [1-100](#)
 - Automatic completion of default parameter values [1-100](#)
 - Automatic completion of Nouns [1-99](#)
 - Automatic completion of parameters [1-99](#)
 - Automatic completion of verbs [1-99](#)
 - Automatic validation [1-100](#)
 - sessions, maximum allowed [1-97](#)
- CLLI, table [1-22](#)
- Command
 - Ack
 - alarm [3-6](#)
 - Add
 - aaa-server-grp [2-1](#)
 - activity [1-2](#)
 - add announcement id [2-7](#)
 - aggr [2-3](#)
 - ani [7-1](#)
 - ani-screening [7-3](#)
 - ani-screening-profile [7-5](#)
 - ani-wb-list [14-1](#)
 - annc-tg-profile [2-11](#)
 - annc-trunk [2-10](#)
 - aor2sub [5-2](#)
 - app-server [8-1](#)
 - audio-segment [9-1](#)
 - audio-seq [9-3](#)
 - auth-code [5-4](#)
 - auth-code-grp [5-5](#)
 - auth-realm [11-1](#)
 - backhaul-set [6-1](#)
 - ca-config [1-11](#)
 - call-agent [1-9](#)
 - call-agent-profile [1-15](#)
 - call-type-profile [3-6](#)
 - carrier id [3-7](#)
 - cas-tg-profile [2-13](#)
 - casual-wb-list [5-7](#)
 - cause-code-map [7-6](#)
 - cause-code-map-profile [7-9](#)
 - centrex-grp [13-3](#)
 - changed-number [5-8](#)
 - ciphersuite [10-1](#)
 - ciphersuite-profile [10-4](#)
 - circuit-code [3-10](#)

clli-code 1-22
 cpsg 13-1
 cust-grp 14-3
 custom-dial-plan 13-6
 custom-dial-plan-profile 13-8
 destination 3-12
 dial-plan 3-17
 dial-plan-profile 3-19
 digit-map 3-29
 digman 3-22
 digman-profile 3-27
 dn2cust-grp 14-5
 dn2gn 3-31
 dn2rn 3-32
 dn2subscriber 5-11
 dpc 4-3
 ds1 2-17
 emergency-number-list 1-23
 ess 16-1
 ext2subscriber 13-9
 feature 8-7
 feature-config 8-13
 feature-server 1-25
 h323-gw 7-10
 h323-term 7-19
 h323-term-profile 7-22
 h323-tg-profile 7-28
 http-feature-server 11-3
 ii-restrict-list 14-6
 ii-wb-list 7-36
 intl-dial-plan 3-35
 intl-dial-plan-profile 3-36
 ipsec-kerberos 10-6
 ipsec-policy 10-10
 ipsec-sa 10-13
 isdn-dchan 6-5
 isdn-intf 6-8
 isdn-tg-profile 6-9
 ivr-script-profile 9-5
 language 9-7
 lata-map 2-26
 lnp-profile 3-38
 lsa 3-41
 lsa-profile 3-42
 mac2sub 5-16
 mgcp-retcode-action 2-53
 mgp 13-1
 mgw 2-28
 mgw-profile 2-32
 mlhg 12-1
 mlhg-pref-list 12-6
 mlhg-terminal 12-4
 national-wb-list 5-19
 ndc 2-59
 noa-route 3-44
 noa-route-profile 3-45
 nod-restrict-list 8-20
 nod-wb-list 5-18
 ocb-k-value 8-25
 ocb-profile 8-23
 office-code 2-60
 opc 4-5
 policy-nxx 3-47
 policy-odr 3-48
 policy-oli 3-50
 policy-percent 3-52
 policy-region 3-61
 policy-tod 3-63
 qos 2-72
 radius-profile 10-16
 region-code 2-82
 region-profile 3-71
 release-cause 2-83
 rgw 2-30
 route 3-73
 route-guide 3-79
 routing-key 4-6
 rudp-backhaul-session 6-17

- sc1d 5-24
 - sc2d 5-25
 - sccp-nw 4-9
 - sccp-route 4-10
 - scheduled-command 6-1
 - sctp-assoc 4-40
 - sctp-assoc-profile 4-45
 - service 8-27
 - service-provider 7-38
 - serving-domain-name 11-4
 - sgp 4-19
 - sip-timer-profile 11-6
 - sipt-isup-ver-alias 11-9
 - sle 5-20
 - slhr 4-12
 - slhr-profile 4-14
 - snmptrapdest 17-4
 - softsw-tg-profile 2-84
 - special-call-type 3-83
 - split-npa 15-1
 - ss7-ansi-tg-profile 4-20
 - ss7-q761-tg-profile 4-29
 - ss7-q767-tg-profile 4-35
 - static-contact 11-11
 - subscriber 5-27
 - subscriber-feature-data 5-37
 - subscriber-profile, Subscriber Profile 5-43
 - subscriber-service-profile 5-45
 - subscriber-tod-schedule 5-47
 - subsystem 4-47
 - subsystem-grp 4-50
 - subsystem-profile 4-52
 - tech-prefix-grp-profile 7-42
 - termination 2-94
 - tgw 2-31
 - trigger-nod-escape-list 8-46
 - trunk 2-97
 - trunk (ISDN) 2-97
 - trunk (SS7) 2-97
 - trunk-grp 2-101
 - trunk-grp-feature-data 7-43
 - trunk-grp-service-profile 2-110, 7-45
 - user 15-7
 - user-auth 11-13
 - user-part-variant 4-53
 - var-default 1-31
 - vsc 8-47
- Audit
- all-ss7-cics 4-1
 - database 4-2
 - trunk 4-3
- Block
- session 16-2
 - Session Manager 16-2
- Change
- aaa-server-grp 2-1
 - activity 1-2
 - aggr 2-3
 - ani 7-1
 - ani-screening 7-3
 - annc-tg-profile 2-11
 - annc-trunk 2-10
 - announcement 2-7
 - aor2sub 5-2
 - app-server 8-1
 - audio-segment 9-1
 - audio-seq 9-3
 - auth-code 5-4
 - auth-code-grp 5-5
 - auth-realm 11-1
 - backhaul-set 6-1
 - billing-acct-addr 5-1
 - billing-alarm 5-3
 - billing-cdb 5-12
 - ca-config 1-11
 - call-agent 1-9
 - call-agent-profile 1-15
 - call-type-profile 3-6

carrier id [3-7](#)
 cas-tg-profile [2-13](#)
 cause-code-map [7-6](#)
 cause-code-map-profile [7-9](#)
 centrex-grp [13-3](#)
 changed-number [5-8](#)
 change noa-route-profile [3-45](#)
 ciphersuite [10-1](#)
 ciphersuite-profile [10-4](#)
 circuit-code [3-10](#)
 clli-code [1-22](#)
 command-level [15-1](#)
 command-table [15-3](#)
 cpsg [13-1](#)
 cust-grp [14-3](#)
 custom-dial-plan [13-6](#)
 custom-dial-plan-profile [13-8](#)
 db-usage [8-1](#)
 destination [3-12](#)
 dial-plan [3-17](#)
 dial-plan-profile [3-19](#)
 digit-map [3-29](#)
 digman [3-22](#)
 digman-profile [3-27](#)
 dn2cust-grp [14-5](#)
 dn2rn [3-32](#)
 dn2subscriber [5-11](#)
 dpc [4-3](#)
 emergency-number-list [1-23](#)
 ems ntp-server [11-9](#)
 ess [16-1](#)
 event-prov [3-9](#)
 ext2subscriber [13-9](#)
 feature [8-7](#)
 feature-config [8-13](#)
 feature-server [1-25](#)
 h323-gw [7-10](#)
 h323-gw2gk [7-17](#)
 h323-term [7-19](#)
 h323-term-profile [7-22](#)
 h323-tg-profile [7-28](#)
 http-feature-server [11-3](#)
 intl-dial-plan [3-35](#)
 intl-dial-plan-profile [3-36](#)
 ipsec-kerberos [10-6](#)
 ipsec-sa [10-13](#)
 isdn-dchan [6-5](#)
 isdn-tg-profile [6-9](#)
 ivr-script-profile [9-5](#)
 language [9-7](#)
 lata [2-25](#)
 lnp-profile [3-38](#)
 lsa-profile [3-42](#)
 mgcp-retcode-action [2-53](#)
 mgp [13-1](#)
 mgw [2-28](#)
 mgw-profile [2-32](#)
 mlhg [12-1](#)
 mlhg-pref-list [12-6](#)
 mlhg-terminal [12-4](#)
 noa-route [3-44](#)
 node, Hardware Monitoring [2-42](#)
 ocb-profile [8-23](#)
 policy-nxx [3-47](#)
 policy-odr [3-48](#)
 policy-oli [3-50](#)
 policy-percent [3-52](#)
 policy-region [3-61](#)
 policy-tod [3-63](#)
 ported-office-code [2-71](#)
 qos [2-72](#)
 radius-profile [10-16](#)
 region-code [2-82](#)
 region-profile [3-71](#)
 release-cause [2-83](#)
 report-properties [3-5](#)
 rgw [2-30](#)
 route [3-73](#)

- route-guide 3-79
- routing-key 4-6
- rudp-backhaul-session 6-17
- sc1d 5-24
- sc2d 5-25
- sccp-nw 4-9
- sccp-route 4-10
- scheduled-command 6-1
- script 3-81
- sctp-assoc 4-40
- sctp-assoc-profile 4-45
- service 8-27
- service-provider 7-38
- serving-domain-name 11-4
- sip-timer-profile 11-6
- sip-t-isup-ver-alias 11-9
- sle 5-20
- slhr 4-12
- snmptrapdest 17-4
- softsw-tg-profile 2-84
- special-call-type 3-83
- split-npa 15-1
- ss7-ansi-tg-profile 4-20
- ss7-q761-tg-profile 4-29
- ss7-q767-tg-profile 4-35
- subscriber 5-27
- subscriber-profile 5-43
- subscriber-service-profile 5-45
- subsystem-grp 4-50
- subsystem-profile 4-52
- sup-config 2-12
- termination 2-94
- tgw 2-31
- trigger-nod-escape-list 8-46
- trunk 2-97
- trunk-grp 2-101
- trunk-grp-feature-data 7-43
- trunk-grp-service-profile 2-110, 7-45
- user 15-7

- user-auth 11-13
- var-default 1-31
- vsc 8-47

Change, Session Manager 16-2

Clear

- alarm 3-6
- measurement-ainsvc-summary 12-2
- measurement-ain-tools-summary 12-8
- measurement-anm-summary 12-6
- measurement-audit-summary 12-12
- measurement-billing-summary 12-15
- measurement-callp-summary 12-18
- measurement-call-tools-summary 12-23
- measurement-dqos-summary 12-24
- measurement-em-summary 12-26
- measurement-h323-summary 12-27
- measurement-inap-summary 12-31
- measurement-isdn-summary 12-34
- measurement-isup-summary 12-37
- measurement-m3ua-summary 12-53
- measurement-mgcp-summary 12-56
- measurement-pct-tools-summary 12-58
- measurement-pots-acar-summary 12-59
- measurement-pots-cos-summary 12-61
- measurement-pots-cot-summary 12-63
- measurement-pots-local-summary 12-65
- measurement-pots-misc-summary 12-70
- measurement-pots-sle-summary 12-74

Control

- bdms 11-5
- call-agent id 11-2
- feature-server 11-3
- h323-gw 2-6
- mgw id 2-8
- node, Hardware Monitoring 2-42
- subscriber-termination, all 2-19
- subscriber-termination, for one 2-18
- subsystem-grp 2-22
- trunk-grp 2-15

- control application 11-7
- Delete
 - aaa-server-grp 2-1
 - activity id 1-2
 - aggr 2-3
 - ani 7-1
 - ani-screening 7-3
 - ani-screening-profile 7-5
 - ani-wb-list 14-1
 - annc-tg-profile 2-11
 - annc-trunk 2-10
 - announcement 2-7
 - aor2sub 5-2
 - app-server 8-1
 - audio-segment 9-1
 - audio-seq 9-3
 - auth-code 5-4
 - auth-code-grp 5-5
 - auth-realm 11-1
 - backhaul-session 6-17
 - backhaul-set 6-1
 - call-agent 1-9
 - Call Agent Configuration 1-11
 - call-agent-profile 1-15
 - call-type-profile 3-6
 - carrier id 3-7
 - cas-tg-profile 2-13
 - casual-wb-list 5-7
 - cause-code-map 7-6
 - cause-code-map-profile 7-9
 - centrex-grp 13-3
 - changed-number 5-8
 - ciphersuite 10-1
 - ciphersuite-profile 10-4
 - circuit-code 3-10
 - clli-code 1-22
 - cos-restrict 8-3
 - cpsg 13-1
 - cust-grp 14-3
 - custom-dial-plan-profile 13-8
 - destination 3-12
 - dial-plan 3-17
 - dial-plan-profile 3-19
 - digit-map 3-29
 - digman 3-22
 - digman-profile 3-27
 - dn2cust-grp 14-5
 - dn2gn 3-31
 - dn2rn 3-32
 - dn2subscriber 5-11
 - dpc 4-3
 - dsl 2-17
 - ess 16-1
 - ext2subscriber 13-9
 - feature 8-7
 - feature-config 8-13
 - feature-server 1-25
 - h323-gw 7-10
 - h323-gw2gk 7-17
 - h323-term-profile 7-22
 - h323-tg-profile 7-28
 - http-feature-server 11-3
 - ii-restrict-list 14-6
 - ii-wb-list 7-36
 - intl-dial-plan 3-35
 - intl-dial-plan-profile 3-36
 - intl-wb-list 5-15
 - ipsec-kerberos 10-6
 - ipsec-kerberos-keys 10-9
 - ipsec-policy 10-10
 - ipsec-sa 10-13
 - isdn-dchan 6-5, 6-8
 - isdn-tg-profile 6-9
 - ivr-script-profile 9-5
 - language 9-7
 - las-profile 3-42
 - lata 2-25
 - lnp-profile 3-38

- lsa [3-41](#)
- mac2sub [5-16](#)
- mgcp-retcode-action [2-53](#)
- mgp [13-1](#)
- mgw [2-28](#)
- mgw-profile [2-32](#)
- mlhg [12-1](#)
- mlhg-pref-list [12-6](#)
- mlhg-terminal [12-4](#)
- national-wb-list [5-19](#)
- ndc [2-59](#)
- noa-route [3-44](#)
- noa-route-profile [3-45](#)
- nod-restrict-list [8-20](#)
- nod-wb-list [5-18](#)
- ocb-k-value [8-25](#)
- ocb-profile [8-23](#)
- office-code [2-60](#)
- opc [4-5](#)
- policy-nxx [3-47](#)
- policy-odr [3-48](#)
- policy-oli [3-50](#)
- policy-percent [3-52](#)
- policy-region [3-61](#)
- policy-tod [3-63](#)
- radius-profile [10-16](#)
- region-code [2-82](#)
- region-profile [3-71](#)
- release-cause [2-83](#)
- rgw [2-30](#)
- route [3-73](#)
- route-guide [3-79](#)
- sc1d [5-24](#)
- sc2d [5-25](#)
- sccp-nw [4-9](#)
- sccp-route [4-10](#)
- scheduled-command [6-1](#)
- script [3-81](#)
- sctp-assoc [4-40](#)
- sctp-assoc-profile [4-45](#)
- service [8-27](#)
- serving-domain-name [11-4](#)
- sgp [4-19](#)
- sip-timer-profile [11-6](#)
- sipt-isup-ver-alias [11-9](#)
- sle [5-20](#)
- slhr [4-12](#)
- slhr-profile [4-14](#)
- snmptrapdest [17-4](#)
- softsw-tg-profile [2-84](#)
- special-call-type [3-83](#)
- split-npa [15-1](#)
- ss7-q761-tg-profile [4-29](#)
- ss7-q767-tg-profile [4-35](#)
- ss7-tg-profile [4-20](#)
- static-contact [11-11](#)
- subscriber [5-27](#)
- subscriber-feature-data [5-37](#)
- subscriber-profile [5-43](#)
- subscriber-service-profile [5-45](#)
- subsystem [4-47](#)
- subsystem-grp [4-50](#)
- subsystem-profile [4-52](#)
- tech-prefix-grp [7-40](#)
- tech-prefix-grp-profile [7-42](#)
- termination [2-94](#)
- tgw [2-31](#)
- transaction-queue [18-1](#)
- trigger-nod-escape-list [8-46](#)
- trunk [2-97](#)
- trunk-grp, Trunk Group [2-101](#)
- trunk-grp-feature-data [7-43](#)
- trunk-grp-service-profile [2-110, 7-45](#)
- user-auth [11-13](#)
- user-part-variant [4-53](#)
- var-default [1-31](#)
- vsc [8-47](#)
- Delete emergency-number-list [1-23](#)

Diag

- cas-trunk-termination [2-39](#)
- isdn-trunk-termination [2-38](#)
- ss7-trunk-termination [2-34](#)

Diagnostic

- diag mgw [2-31](#)

Download

- database [9-1](#)

Get Trace

- sg [2-9](#)

Get-Trace

- sgp [2-10](#)

Query

- call-trace [14-1](#)
- lidx [14-5](#)
- lnp [14-7](#)
- toll-free [14-6](#)
- toll-free-msg-type [14-6](#)

Report

- billing-file [5-5](#)
- billing-record [5-6](#)
- call-trace-summary [7-1](#)
- history [10-1](#)
- measurement-ainsvc-summary [12-2](#)
- measurement-ain-tools-summary [12-8](#)
- measurement-anm-summary [12-6](#)
- measurement-audit-summary [12-12](#)
- measurement-billing-summary [12-15](#)
- measurement-callp-summary [12-18](#)
- measurement-call-tools-summary [12-23](#)
- measurement-dqos-summary [12-24](#)
- measurement-em-summary [12-26](#)
- measurement-h323-summary [12-27](#)
- measurement-inap-summary [12-31](#)
- measurement-isdn-summary [12-34](#)
- measurement-isup-summary [12-37](#)
- measurement-m3ua-summary [12-53](#)
- measurement-mgcp-summary [12-56](#)
- measurement-pct-tools-summary [12-58](#)

- measurement-pots-acar-summary [12-59](#)
- measurement-pots-cos-summary [12-61](#)
- measurement-pots-cot-summary [12-63](#)
- measurement-pots-local-summary [12-65](#)
- measurement-pots-misc-summary [12-70](#)
- measurement-pots-sle-summary [12-74](#)
- measurement-sccp-summary [12-77](#)
- measurement-sctp-summary [12-80](#)
- measurement-sia-summary [12-83](#)
- measurement-sim-summary [12-87](#)
- measurement-snmp-summary [12-92](#)
- measurement-sua-summary [12-93](#)
- measurement-tcap-summary [12-95](#)
- measurement-tsa-summary [12-102](#)
- node, Hardware Monitoring [2-42](#)
- security-summary [15-5](#)
- system-health [2-45](#)

Reset

- command-table [15-3](#)
- password [15-4](#)

Set-Trace

- sg [2-9](#)
- sgp [2-10](#)

Show

- aaa-server-grp [2-1](#)
- activity [1-2](#)
- activity-base [1-5](#)
- aggr [2-3](#)
- alarm [3-6](#)
- alarm-log [3-1](#)
- ani [7-1](#)
- ani-screening [7-3](#)
- ani-screening-profile [7-5](#)
- ani-wb-list [14-1](#)
- annc-tg-profile [2-11](#)
- annc-trunk [2-10](#)
- aor2sub [5-2](#)
- app-server [8-1](#)
- audio-segment [9-1](#)

audio-seq 9-3
auth-code 5-4
auth-code-grp 5-5
auth-realm id 11-1
backhaul-set 6-1
billing-acct-addr 5-1
billing-alarm 5-3
billing-cdb 5-12
ca-config 1-11
ca-config-base 1-12
call-agent 1-9
call-agent-profile 1-15
call-subtype 3-1
call-type-profile 3-6
carrier id 3-7
cas-tg-profile 2-13
casual-wb-list 5-7
cause-code-map 7-6
cause-code-map-profile 7-9
centrex-grp 13-3
changed-number 5-8
ciphersuite 10-1
ciphersuite-profile 10-4
circuit-code 3-10
clli-code 1-22
command-level 15-1
command-table 15-3
cpsg 13-1
cust-grp 14-3
custom-dial-plan id 13-6
custom-dial-plan-profile 13-8
db-usage 8-1
destination 3-12
dial-plan 3-17
dial-plan-profile 3-19
digit-map 3-29
digman 3-22
digman-profile 3-27
dn2cust-grp 14-5
dn2gn 3-31
dn2rn 3-32
dn2subscriber 5-11
dpc 4-3
dsl 2-17
emergency-number-list 1-23
ems 11-9
ess 16-1
event-log 3-1
event-prov 3-9
ext2subscriber 13-9
feature 8-7
feature-config 8-13
feature-config-base 8-15
feature-config-base-pos-val 8-17
feature-profile-base 8-18
feature-server 1-25
gtd-parm-values 2-22
h323-gw 7-10
h323-gw2gk 7-17
h323-term 7-19
h323-term-profile 7-22
h323-tg-profile 7-28
history 10-1
http-feature-server 11-3
ii-restrict-list 14-6
ii-wb-list 7-36
intl-dial-plan 3-35
intl-dial-plan-profile 3-36
intl-wb-list 5-15
ipsec-kerberos 10-6
ipsec-kerberos-keys 10-9
ipsec-policy 10-10
ipsec-sa 10-13
isdn-bchan 6-4
isdn-dchan 6-8
isdn-tg-profile 6-9
ivr-script-profile 9-5
language 9-7

- lata [2-25](#)
- lata-map [2-26](#)
- lnp-profile [3-38](#)
- lsa [3-41](#)
- lsa-profile [3-42](#)
- mac2sub [5-16](#)
- measurement-ainsvc-summary [12-2](#)
- measurement-ain-tools-summary [12-8](#)
- measurement-anm-summary [12-6](#)
- measurement-audit-summary [12-12](#)
- measurement-billing-summary [12-15](#)
- measurement-callp-summary [12-18](#)
- measurement-call-tools-summary [12-23](#)
- measurement-dqos-summary [12-24](#)
- measurement-em-summary [12-26](#)
- measurement-h323-summary [12-27](#)
- measurement-inap-summary [12-31](#)
- measurement-isdn-summary [12-34](#)
- measurement-isup-summary [12-37](#)
- measurement-m3ua-summary [12-53](#)
- measurement-mgcp-summary [12-56](#)
- measurement-pct-tools-summary [12-58](#)
- measurement-pots-acar-summary [12-59](#)
- measurement-pots-cos-summary [12-61](#)
- measurement-pots-cot-summary [12-63](#)
- measurement-pots-local-summary [12-65](#)
- measurement-pots-misc-summary [12-70](#)
- measurement-pots-sle-summary [12-74](#)
- measurement-prov [12-75](#)
- measurement-sccp-summary [12-77](#)
- measurement-sctp-summary [12-80](#)
- measurement-sia-summary [12-83](#)
- measurement-sim-summary [12-87](#)
- measurement-snmp-summary [12-92](#)
- measurement-sua-summary [12-93](#)
- measurement-tcap-summary [12-95](#)
- measurement-tg-usage-summary [12-100](#)
- measurement-tsa-summary [12-102](#)
- mgcp-retcode-action [2-53](#)
- mgp [13-1](#)
- mgw [2-28](#)
- mgw-profile [2-32](#)
- mlhg [12-1](#)
- mlhg-pref-list [12-6](#)
- mlhg-terminal [12-4](#)
- national-wb-list [5-19](#)
- ndc [2-59](#)
- network-element [1-29](#)
- noa-route [3-44](#)
- noa-route-profile [3-45](#)
- node, Hardware Monitoring [2-42](#)
- nod-restrict-list [8-20](#)
- nod-wb-list [5-18](#)
- ocb-k-value [8-25](#)
- ocb-profile [8-23](#)
- office-code [2-60](#)
- opc [4-5](#)
- policy-nxx [3-47](#)
- policy-od [3-48](#)
- policy-oli [3-50](#)
- policy-percent [3-52](#)
- policy-region [3-61](#)
- policy-tod [3-63](#)
- qos [2-72](#)
- queue-throttle [18-4](#)
- radius-profile [10-16](#)
- radius-profile-unencr [10-16](#)
- region-code [2-82](#)
- region-profile [3-71](#)
- release-cause [2-83](#)
- report-properties [3-5](#)
- rgw [2-30](#)
- route [3-73](#)
- route-guide [3-79](#)
- routing-key [4-6](#)
- rudp-backhaul-session [6-17](#)
- sc1d [5-24](#)
- sc2d [5-25](#)

- sccp-nw [4-9](#)
- sccp-route [4-10](#)
- scheduled-command [6-1](#)
- script [3-81](#)
- sctp-assoc [4-40](#)
- sctp-assoc-profile [4-45](#)
- sdn-dchan [6-5](#)
- service [8-27](#)
- service-provider [7-38](#)
- service-trigger [8-29](#)
- serving-domain-name [11-4](#)
- session [16-2](#)
- Session Manager [16-1](#)
- sgp [4-19](#)
- show announcement id [2-7](#)
- sip-timer-profile [11-6](#)
- sipt-isup-ver-base [11-10](#)
- sipt-isup-vers-alias [11-9](#)
- sle [5-20](#)
- slhr [4-12](#)
- slhr-profile [4-14](#)
- snmptrapdest [17-4](#)
- softsw-tg-profile [2-84](#)
- special-call-type [3-83](#)
- split-npa [15-1](#)
- ss7-ansi-tg-profile [4-20](#)
- ss7-cic [4-28](#)
- ss7-q761-tg-profile [4-29](#)
- ss7-q767-tg-profile [4-35](#)
- static-contact [11-11](#)
- subscriber [5-27](#)
- subscriber-feature-data [5-37](#)
- subscriber-profile [5-43](#)
- subscriber-service-profile [5-45](#)
- subscriber-tod-schedule [5-47](#)
- subsystem [4-47](#)
- subsystem-grp [4-50](#)
- subsystem-profile [4-52](#)
- sup-config [2-12](#)
- tech-prefix-grp [7-40](#)
- tech-prefix-grp-profile [7-42](#)
- termination [2-94](#)
- tgw [2-31](#)
- timezone [8-31](#)
- transaction-queue [18-1](#)
- trigger-detection-point [8-42](#)
- trigger-id [8-44](#)
- trunk [2-97](#)
- trunk-grp [2-101](#)
- trunk-grp-feature-data [7-43](#)
- trunk-grp-service-profile [2-110, 7-45](#)
- user [15-7](#)
- user-auth [11-13](#)
- user-part-variant [4-53](#)
- user-part-variant-base [4-56](#)
- var-default [1-31](#)
- vsc [8-47](#)
- Show, Call Type [3-3](#)
- Start
 - ss7-trace [2-11](#)
- Status
 - aggr [2-4](#)
 - bdms [11-5](#)
 - call-agent id [11-2](#)
 - dpc [2-5](#)
 - element-manager [11-4](#)
 - feature-server [11-3](#)
 - h323-gw [2-6](#)
 - mgw id [2-8](#)
 - node, Hardware Monitoring [2-42](#)
 - signaling gateway process [2-10](#)
 - sip-reg-contact [2-11](#)
 - subscriber-termination, for a specific gateway [2-17](#)
 - subscriber-termination, for one [2-16](#)
 - subsystem-grp [2-22](#)
 - system [11-6](#)
 - trunk-grp [2-14](#)

- trunk-termination 2-23
- tt 2-26
- status application 11-7
- Stop
 - session 16-2
 - Session Manager 16-2
 - ss7-trace 2-11
- structure 1-57
- Subscribe
 - alarm-report 3-7
 - event-report 3-11
- Translate
 - line 19-1
 - trunk 19-1
- Unblock
 - session 16-2
 - Session Manager 16-2
- Unsubscribe
 - alarm-report 3-7
 - event-report 3-11
- Command Level 15-1
 - command types 15-1
 - examples 15-1
 - syntax description 15-2
 - usage guidelines 15-1
- Command Line Interface 1-98
- Command Line Interface Extended Read Access
- Commands 1-115
- Command Responses, ADM 2-2
- Commands 1-98
 - Automatic completion of 1-99
 - Automatic completion of commands with a single verb, noun and parameter 1-100
 - Automatic completion of default parameter values 1-100
 - Automatic completion of nouns 1-99
 - Automatic completion of parameters 1-99
 - Automatic completion of verbs 1-99
 - see also command
- Command Scheduler 6-1
 - comand types 6-1
 - examples 6-1
 - syntax description 6-2
 - usage guidelines 6-1
- Command Structure 1-57
- Command Table 15-3
 - command types 15-3
 - examples 15-3
 - syntax description 15-3
 - usage guidelines 15-3
- Common Database Usage Defaults and Sizing Rules D-1
- Common Language Location Identifier Code 1-22
 - command types 1-22
 - examples 1-22
 - syntax description 1-22
 - usage guidelines 1-22
- Component Breakdown of Add Digit Map Command 3-28
- Component Interoperability 1-19
- Configurable Parameters and Values A-1
- Control Application Command 11-7
 - command types 11-7
 - examples 11-7
 - syntax description 11-7
- Control Command Target States and Descriptions 11-1
- Conventions 1-55
- COPS
 - and radius signaling, DSCP & TOS H-5
 - and radius signaling parameters H-6
 - signaling parameters H-5
- COS, see Class of Service Restriction
- Cursor Controls 1-106
- Custom Dial Plan 13-6
 - command types 13-6
 - examples 13-6
 - usage guidelines 13-6
- Custom Dial Plan Profile 13-8
 - command types 13-8
 - examples 13-8
 - syntax description 13-8

- usage guidelines [13-8](#)
- Customer Group [14-3](#)
 - command types [14-3](#)
 - examples [14-3](#)
 - syntax description [14-3](#)
 - usage guidelines [14-3](#)
- Customer Originated Trace [7-1](#)
 - command types [7-1](#)
 - examples [7-1](#)
 - syntax description [7-1](#)
 - usage guidelines [7-1](#)

D

- Database [8-1](#)
- Database Usage [8-1](#)
 - cable8
 - release 4.5 [D-96](#)
 - release 4.5.1 [D-136](#)
 - common usage defaults and sizing rules [D-1](#)
 - large configuration
 - release 4.4.x [D-50](#)
 - local number portability
 - release 4.2 [D-35](#)
 - release 4.4.x [D-60](#)
 - release 4.5 [D-86](#)
 - release 4.5.1 [D-125](#)
 - local number portability - routing number
 - release 4.5 [D-91](#)
 - release 4.5.1 [D-131](#)
 - medium configuration
 - release 4.1 [D-13](#)
 - release 4.2 [D-24](#)
 - release 4.4.x [D-45](#)
 - release 4.5 [D-70](#)
 - release 4.5.1 [D-108](#)
 - medium configuration - generic routing
 - release 4.5 [D-75](#)
 - release 4.5.1 [D-114](#)

- predefined defaults [D-1](#)
- routeserver
 - release 4.2 [D-30](#)
 - release 4.4.x [D-55](#)
 - release 4.5.1 [D-119](#)
- small configuration
 - release 4.1 [D-9](#)
 - release 4.2 [D-19](#)
 - release 4.4.x [D-40](#)
 - release 4.5 [D-65](#)
 - release 4.5.1 [D-102](#)

Database Usage Defaults, see database usage

Data Values for DiffServ Code Point and Type of Service Parameters [H-1](#)

Db-license File, Provisioning [1-1](#)

Delete Rules [1-104](#)

Dependencies, defined [1-56](#)

- Destination [3-12](#)
 - command types [3-12](#)
 - examples [3-12](#)
 - syntax description [3-12](#)
 - usage guidelines [3-12](#)

- Destination Point Code [4-3](#)
 - command types [4-3](#)
 - examples [4-3](#)
 - status command [2-5](#)
 - command types [2-5](#)
 - examples [2-5](#)
 - syntax description [2-5](#)
 - syntax description [4-3](#)
 - usage guidelines [4-3](#)

Destination Point Code Status Command [2-5](#)

Dagnostic Tests [2-30](#)

- Announcement Trunk Termination Tests [2-40](#)
- CAS Trunk Termination Tests [2-39](#)
- ISDN Trunk Termination TestS [2-38](#)
- Media Gateway Tests [2-30](#)
- Subscriber Termination Tests [2-32](#)
- Trunk Termination Tests [2-34](#)

- Dial Plan [3-17](#)
 - command types [3-17](#)
 - examples [3-17](#)
 - syntax description [3-18](#)
 - usage guidelines [3-17](#)
 - Dial Plan Profile [3-19](#)
 - command types [3-19](#)
 - examples [3-19](#)
 - syntax description [3-20](#)
 - usage guidelines [3-20](#)
 - DiffServ Code Point, Data Values for PacketCable [H-1](#)
 - Digit Manipulation [3-22](#)
 - command types [3-22](#)
 - examples [3-22](#)
 - syntax description [3-23](#)
 - usage guidelines [3-22](#)
 - Digit Manipulation Profile [3-27](#)
 - command types [3-27](#)
 - examples [3-27](#)
 - syntax description [3-27](#)
 - usage guidelines [3-27](#)
 - Digit Map [3-28](#)
 - command types [3-29](#)
 - components [3-28](#)
 - examples [3-29](#)
 - syntax description [3-30](#)
 - usage guidelines [3-29](#)
 - Directory Number to Gateway Number
 - command types [3-31](#)
 - examples [3-31](#)
 - syntax description [3-31](#)
 - usage guidelines [3-31](#)
 - Directory Number to Routing Number [3-32](#)
 - command types [3-32](#)
 - examples [3-32](#)
 - syntax description [3-33](#)
 - usage guidelines [3-32](#)
 - DN2 Customer Group [14-5](#)
 - command types [14-5](#)
 - examples [14-5](#)
 - syntax description [14-5](#)
 - usage guidelines [14-5](#)
 - DN2Subscriber [5-10](#)
 - command types [5-11](#)
 - DN states [5-10](#)
 - examples [5-11](#)
 - syntax description [5-12](#)
 - usage guidelines [5-11](#)
 - DN States [5-10](#)
 - Document [1-56](#)
 - Documentation
 - CD-ROM [1-116](#)
 - Feedback [1-116](#)
 - Ordering [1-116](#)
 - World Wide Web [1-115](#)
 - Documentation, Obtaining [1-115](#)
 - Download by ID [9-1](#)
 - command types [9-1](#)
 - examples [9-1](#)
 - Download by Standby Call Agent or Feature Server [9-2](#)
 - command types [9-2](#)
 - examples [9-2](#)
 - syntax description [9-2](#)
 - DPC, see destination point code
 - DQoS Signaling, see data values for diffServ code point and type of service parameters
 - DS1 [1-25, 2-17](#)
 - command types [2-17](#)
 - examples [2-17](#)
 - usage guidelines [2-18](#)
 - DSCP, see DiffServ Code Point
 - DSCP and TOS Values [H-11](#)
-
- ## E
- Electronic Surveillance Server [16-1](#)
 - command types [16-1](#)
 - examples [16-1](#)

- syntax description [16-2](#)
 - usage guidelines [16-1](#)
 - Element Management System [11-4](#)
 - control command [11-4](#)
 - command types [11-4](#)
 - examples [11-4](#)
 - status command [11-4](#)
 - command types [11-4](#)
 - examples [11-4](#)
 - Emergency Number List [1-23](#)
 - command types [1-23](#)
 - examples [1-23](#)
 - syntax description [1-24](#)
 - usage guidelines [1-23](#)
 - EMS commands, see Element Management System
 - Equip Command
 - subscriber termination, see subscriber termination
 - trunk termination, see trunk termination
 - ESS, see electronic surveillance server
 - ETSIv2, ISUP Measurement Counters [1-1](#)
 - Event Log Command [3-1](#)
 - command types [3-1](#)
 - examples [3-1](#)
 - syntax description [3-2](#)
 - usage guidelines [3-1](#)
 - Event Provisioning [3-9](#)
 - command types [3-9](#)
 - examples [3-9](#)
 - syntax description [3-10](#)
 - usage guidelines [3-9](#)
 - Event Report [3-11](#)
 - command types [3-11](#)
 - examples [3-11](#)
 - syntax description [3-12](#)
 - usage guidelines [3-12](#)
 - Events [3-9](#)
 - Example Returnable Administrative States [2-16](#)
 - Exchange Code [2-20](#)
 - command types [2-20](#)
 - examples [2-20](#)
 - syntax description [2-21](#)
 - usage guidelines [2-21](#)
 - Ext2Subscriber [13-9](#)
 - command types [13-9](#)
 - examples [13-9](#)
 - syntax description [13-9](#)
 - usage guidelines [13-9](#)
 - Extended Read Access Commands [1-115](#)
-
- ## F
- Feature [8-6](#)
 - information [B-1](#)
 - general [B-1](#)
 - office table [B-2](#)
 - list of valid features [B-5](#)
 - mapping tokens [8-11](#)
 - type and value definitions [B-30](#)
 - feature-config, see feature configuration
 - feature-config-base, see feature configuration base
 - Feature Configuration [8-13](#)
 - command types [8-13](#)
 - examples [8-13](#)
 - syntax description [8-14](#)
 - usage guidelines [8-13](#)
 - Feature Configuration Base [8-15](#)
 - command types [8-15](#)
 - examples [8-15](#)
 - possible values [8-16](#)
 - syntax description [8-15](#)
 - types and values [B-32](#)
 - usage guidelines [8-15](#)
 - Feature Configuration Base Possible Value [8-16](#)
 - command types [8-16](#)
 - examples [8-17](#)
 - syntax description [8-17](#)
 - usage guidelines [8-17](#)
 - Feature Profile Base [8-18](#)

- command types [8-18](#)
- examples [8-18](#)
- feature list [B-21](#)
- syntax description [8-18](#)
- usage guidelines [8-18](#)

Features

- and services [8-1](#)
- valid [B-1](#)

Feature Server [1-25](#), [11-3](#)

- command types [1-25](#)
- control command [11-3](#)
 - command types [11-3](#)
 - examples [11-3](#)
- examples [1-25](#)
- examples, 4.4.1 [1-25](#)
- status command [11-3](#)
 - command types [11-3](#)
 - examples [11-3](#)
- syntax description [1-25](#)
- usage guidelines [1-25](#)

Feature Server and Call Agent

- configurable parameters [A-1](#)
- signaling, DSCP & TOS [H-10](#)

Foreign Key Token(s), definition [1-56](#)

Fresh Download to Active or Standby [9-1](#)

FSAIN-SIG-TOS and FSPTC-SIT-TOS Values [H-11](#)

G

Generic Status and Control Commands [2-2](#)

Generic Transparency Descriptor Parameter Values [2-22](#)

- command types [2-22](#)
- examples [2-22](#)
- supported parameters [2-23](#)
- syntax description [2-22](#)
- usage guidelines [2-22](#)

Graceful and Forced Commands [1-106](#)

GTD, see generic transparency descriptor

H

H.323 Gateway

- command types [7-10](#)
- examples [7-10](#)
- syntax description [7-11](#)
- usage guidelines [7-10](#)

H.323 Gateway to Gatekeeper

- command types [7-17](#)
- examples [7-17](#)
- syntax description [7-18](#)
- usage guidelines [7-18](#)

H.323 Signaling, DSCP & TOS [H-8](#)

H.323 Terminal [7-19](#)

- command types [7-19](#)
- examples [7-19](#)
- syntax description [7-20](#)
- usage guidelines [7-20](#)

H.323 Terminal Profile [7-22](#)

- command types [7-22](#)
- examples [7-22](#)
- syntax description [7-23](#)
- usage guidelines [7-22](#)

H.323 Trunk Group Profile

- command types [7-28](#)
- examples [7-28](#)
- misc-unsupp token values [7-29](#)
- syntax description [7-30](#)
- usage guidelines [7-28](#)

H323 Gateway [7-10](#)

- status and control commands [2-6](#)
 - command types [2-6](#)
 - examples [2-6](#)
 - syntax description [2-7](#)

H323 Gateway to Gatekeeper [7-17](#)

H323 Trunk Group Profile [7-28](#)

Hardware Monitoring Commands [2-42](#)

Help [1-108](#)

- basic usage [1-108](#)

- Context Sensitive
 - nouns [1-114](#)
 - parameters [1-114](#)
 - parameter values [1-115](#)
 - context sensitive [1-112](#)
 - hg-dn-find, see command line interface extended read access commands
 - hg-dn-list, see command line interface extended read access commands
 - hg-sequence, see command line interface extended read access commands
 - History Command [10-1](#)
 - command types [10-1](#)
 - examples [10-1](#)
 - syntax description [10-2](#)
 - usage guidelines [10-1](#)
 - Hong Kong, ISUP Measurement Counters [1-1](#)
 - HOTLINE, Feature Data Provisioning Rules [5-41](#)
 - HTTP Feature Server [11-3](#)
 - command types [11-3](#)
 - examples [11-3](#)
 - syntax description [11-3](#)
 - usage guidelines [11-3](#)
 - Hungary, ISUP Measurement Counters [1-1](#)
-
- II Restrict List [14-6](#)
 - command types [14-6](#)
 - examples [14-6](#)
 - syntax description [14-7](#)
 - usage guidelines [14-7](#)
 - II White Black List [7-36](#)
 - command types [7-36](#)
 - examples [7-36](#)
 - syntax description [7-36](#)
 - usage guidelines [7-36](#)
 - In Commands [1-105](#)
 - Interactive Voice Response [9-1](#)
 - Interactive Voice Response functionality [9-1](#)
 - Interactive Voice Response Script Profile [9-5](#)
 - command types [9-5](#)
 - examples [9-5](#)
 - syntax description [9-6](#)
 - usage guidelines [9-5](#)
 - Internal Call Agent and Feature Server Signaling, DSCP & TOS [H-10](#)
 - Internal Feature Server to Call Agent Signaling, DSCP & TOS [H-10](#)
 - International Dial Plan [3-35](#)
 - command types [3-35](#)
 - examples [3-35](#)
 - syntax description [3-35](#)
 - usage guidelines [3-35](#)
 - International Dial Plan Profile [3-36](#)
 - command types [3-36](#)
 - examples [3-36](#)
 - syntax description [3-37](#)
 - usage guidelines [3-37](#)
 - International White Black List [5-15](#)
 - command types [5-15](#)
 - examples [5-15](#)
 - syntax description [5-15](#)
 - usage guidelines [5-15](#)
 - Interworking, network elements and the Cisco BTS 10200 Softswitch [1-19](#)
 - In Tokens [1-105](#)
 - IPSec Kerberos
 - command types [10-6](#)
 - examples [10-6](#)
 - syntax description [10-6](#)
 - usage guidelines [10-6](#)
 - IPSec Kerberos Old Service Keys
 - command types [10-9](#)
 - examples [10-9](#)
 - syntax description [10-9](#)
 - usage guidelines [10-9](#)
 - IPSec Policy [10-10](#)
 - command types [10-10](#)

- examples [10-10](#)
- syntax description [10-11](#)
- usage guidelines [10-11](#)
- IPSec Security Administration [10-13](#)
 - command types [10-13](#)
 - examples [10-13](#)
 - syntax description [10-14](#)
 - usage guidelines [10-13](#)
- IPTOS-RTP Values [H-5](#)
- IPTOS-SIG Values [H-8](#)
- ISDN
 - Provisioning [6-1](#)
 - signaling, DSCP & TOS [H-7](#)
- ISDN B-Channel [6-4](#)
 - command types [6-4](#)
 - examples [6-4](#)
 - syntax description [6-4](#)
 - usage guidelines [6-4](#)
- ISDN D-Channel [6-5](#)
 - command types [6-5](#)
 - examples [6-5](#)
 - syntax description [6-6](#)
 - usage guidelines [6-6](#)
- ISDN Interface [6-8](#)
 - command types [6-8](#)
 - examples [6-8](#)
 - syntax description [6-8](#)
 - usage guidelines [6-8](#)
- ISDN Trunk Group Profile [6-9](#)
 - command types [6-9](#)
 - examples [6-9](#)
 - syntax description [6-10](#)
 - usage guidelines [6-9](#)
- ISUP
 - measurement counters, release 4.5/4.5.1 [I-1](#)
 - measurement counters by variant [I-1](#)
 - message counters, release 4.4.1 [G-1](#)
- IVR Script Profile, see interactive voice response script profile [9-5](#)

K

Keepalive Mode Commands - see Maintenance and Administration of System Components [11-1](#)

L

Language [9-7](#)

- command types [9-7](#)
- examples [9-7](#)
- syntax description [9-8](#)
- usage guidelines [9-7](#)

Large Configuration Database Usage Defaults, see database usage

LATA, see Local Access Transport Area

lata-map, see local access and transport area map

Local Access and Transport Area [2-25](#)

- command types [2-25](#)
- examples [2-25](#)
- syntax description [2-25](#)
- usage guidelines [2-25](#)

Local Access and Transport Area Map [2-26](#)

- command types [2-26](#)
- examples [2-26](#)
- syntax description [2-27](#)
- usage guidelines [2-26](#)

Localities, Timezone [F-4](#)

Local Number Portability Database Usage Defaults, see database usage

Local Number Portability Profile

- command types [3-38](#)
- examples [3-38](#)
- syntax description [3-38](#)
- usage guidelines [3-38](#)

Local Service Area [3-41](#)

- command types [3-41](#)
- examples [3-41](#)
- syntax description [3-41](#)
- usage guidelines [3-41](#)

Local Service Area Profile [3-35, 3-41, 3-42](#)

- command types [3-42](#)
- examples [3-42](#)
- syntax description [3-43](#)
- usage guidelines [3-42](#)

Local Toll Free Service Provisioning [14-1](#)

Login—Logoff/Exit [1-97](#)

LSA, see Local Service Area

M

mac2sub, see MAC to subscriber

MAC to Subscriber [5-16](#)

- command types [5-16](#)
- examples [5-16](#)
- syntax description [5-17](#)

Maintenance and Administration of System Components
(formerly Keepalive Mode Commands) [11-1](#)

Mandatory tokens, notation [1-56](#)

Mapping of Provisionable Values in PHB Format to TOS
and DSCP Formats [H-12](#)

MDN, Feature Data Provisioning Rules [5-42](#)

Measurement AIN Tools Summary [12-8](#)

- command types [12-8](#)
- examples [12-8](#)
- syntax description [12-8](#)
- usage guidelines [12-8](#)

Measurement Audit Summary [12-12](#)

- command types [12-12](#)
- examples [12-12](#)
- syntax description [12-13](#)
- usage guidelines [12-12](#)

Measurement Billing Summary [12-15](#)

- command types [12-15](#)
- examples [12-15](#)
- syntax description [12-15](#)
- usage guidelines [12-15](#)

Measurement Call Processing Summary [12-18](#)

- command types [12-18](#)
- examples [12-18](#)

- syntax description [12-18](#)

- usage guidelines [12-18](#)

Measurement Call Tools Summary [12-22](#)

- command types [12-23](#)
- examples [12-23](#)
- syntax description [12-23](#)
- usage guidelines [12-23](#)

Measurement Dynamic QOS Summary [12-24](#)

- command types [12-24](#)
- examples [12-24](#)
- syntax description [12-25](#)
- usage guidelines [12-24](#)

Measurement Event Messaging Summary [12-26](#)

- command types [12-26](#)
- examples [12-26](#)
- syntax description [12-26](#)
- usage guidelines [12-26](#)

Measurement H323 Summary [12-27](#)

- command types [12-27](#)
- examples [12-27](#)
- syntax description [12-28](#)
- usage guidelines [12-28](#)

Measurement INAP Summary [12-31](#)

- command types [12-31](#)
- display token values [12-32](#)
- examples [12-31](#)
- syntax description [12-31](#)
- usage guidelines [12-31](#)

Measurement ISDN Summary [12-33](#)

- command types [12-34](#)
- display token values [12-35](#)
- examples [12-34](#)
- syntax description [12-34](#)
- usage guidelines [12-34](#)

Measurement ISUP Summary [12-37](#)

- command types [12-37](#)
- examples [12-37](#)
- syntax description [12-37](#)
- usage guidelines [12-37](#)

- Measurement M3UA Summary [12-53](#)
 - command types [12-53](#)
 - examples [12-53](#)
 - syntax description [12-54](#)
 - usage guidelines [12-54](#)
- Measurement MGCP Signaling Adapter Summary [12-56](#)
 - command types [12-56](#)
 - examples [12-56](#)
 - syntax description [12-57](#)
 - usage guidelines [12-56](#)
- Measurement PCT Tools Summary [12-58](#)
 - command types [12-58](#)
 - examples [12-58](#)
 - syntax description [12-59](#)
 - usage guidelines [12-58](#)
- Measurement POTS Auto Callback/Recall/Call Rejection Feature Server Summary [12-59](#)
 - command types [12-59](#)
 - examples [12-59](#)
 - syntax description [12-60](#)
 - usage guidelines [12-60](#)
- Measurement POTS Class of Service Feature Server Summary [12-61](#)
 - command types [12-61](#)
 - examples [12-61](#)
 - syntax description [12-62](#)
 - usage guidelines [12-61](#)
- Measurement POTS Customer Originated Trace Feature Server Summary [12-63](#)
- Measurement POTS Customer-Originated Trace Feature Server Summary
 - command types [12-63](#)
 - examples [12-63](#)
 - syntax description [12-64](#)
 - usage guidelines [12-64](#)
- Measurement POTS Local Feature Server Summary [12-65](#)
 - command types [12-65](#)
 - examples [12-65](#)
 - syntax description [12-65](#)
 - usage guidelines [12-65](#)
- Measurement POTS Miscellaneous Feature Server Summary
 - command types [12-70](#)
 - examples [12-70](#)
 - syntax description [12-70](#)
 - usage guidelines [12-70](#)
- Measurement POTS Screening List Editing Feature Server Summary [12-73](#)
 - command types [12-74](#)
 - examples [12-74](#)
 - syntax description [12-74](#)
 - usage guidelines [12-74](#)
- Measurement Provisioning [12-75](#)
 - command types [12-75](#)
 - examples [12-75](#)
 - syntax description [12-75](#)
 - usage guidelines [12-75](#)
- Measurements [12-1](#)
- Measurement SCCP Protocol Summary [12-77](#)
- Measurement SCCP Summary
 - command types [12-77](#)
 - examples [12-77](#)
 - syntax description [12-77](#)
 - usage guidelines [12-77](#)
- Measurement SCTP Summary [12-80](#)
 - command types [12-80](#)
 - examples [12-80](#)
 - syntax description [12-80](#)
 - usage guidelines [12-80](#)
- Measurement SIA Summary [12-83](#)
 - command types [12-83](#)
 - examples [12-83](#)
 - syntax description [12-83](#)
 - usage guidelines [12-83](#)
- Measurement SIM Summary [12-87](#)
 - command types [12-87](#)
 - examples [12-87](#)
 - syntax description [12-87](#)
 - usage guidelines [12-87](#)

Measurement SNMP Summary [12-92](#)

- command types [12-92](#)
- examples [12-92](#)
- syntax description [12-92](#)
- usage guidelines [12-92](#)

Measurement SUA Protocol Feature Server Summary [12-93](#)

- command types [12-93](#)
- examples [12-93](#)
- syntax description [12-93](#)
- usage guidelines [12-93](#)

Measurement TCAP Protocol Summary [12-95](#)

- command types [12-95](#)
- examples [12-95](#)
- syntax description [12-96](#)
- usage guidelines [12-96](#)

Measurement TSA Summary [12-102](#)

- command types [12-102](#)
- examples [12-102](#)
- syntax description [12-103](#)
- usage guidelines [12-102](#)

Media Gateway [2-28](#)

- command types [2-28](#)
- examples [2-28](#)
- provisioning command [13-1](#)
- residential gateway command [2-30](#)
- returnable administrative states [2-8](#)
- status and control commands [2-8](#)
 - command types [2-8](#)
 - examples [2-8](#)
 - returnable administrative states [2-8](#)
 - syntax description [2-9](#)
- syntax description [2-28](#)
- test menu [2-30](#)
- tests [2-31](#)
- trunking gateway command [2-31](#)
- usage guidelines [2-28](#)

Media Gateway Control Protocol Return Code Action [2-53](#)

- command types [2-53](#)
- examples [2-53](#)
- return code values for mgcp-msg=auap [2-58](#)
- return code values for mgcp-msg=crcx [2-56](#)
- return code values for mgcp-msg=dlcx [2-57](#)
- return code values for mgcp-msg=mdcx [2-56](#)
- return code values for mgcp-msg=rqnt [2-55](#)
- syntax description [2-53](#)
- usage guidelines [2-53](#)

Media Gateway Profile [1-31, 2-32](#)

- command types [2-32](#)
- examples [2-32](#)
- syntax description [2-33](#)
- usage guidelines [2-32](#)

Medium Configuration Database Usage Defaults, see database usage

Menu Assisted Commands Interface [1-98](#)Mexico, ISUP Measurement Counters [1-1](#)MGCP-MSG=RQNT, Return Code Values [2-55](#)MGCP-MSG-CRCX, Return Code Values [2-56](#)MGCP-MSG-DLCX, Return Code Values [2-57](#)MGCP-MSG-MDCX, Return Code Values [2-56](#)MGCP Signaling, DSCP & TOS [H-4](#)MGCP-SIG-TOS Token Values [H-4](#)Misc-unsupp token rules [7-29](#)

MLHG, see Multiline Hunt Group

Multiline Hunt Group [12-1](#)

- command types [12-1](#)
- examples [12-1](#)
- features [12-1](#)
- speed call, one digit provisioning [5-24](#)
- speed call-two digit provisioning [5-25](#)
- syntax description [12-2](#)
- usage guidelines [12-2](#)

Multiline Hunt Group Preference List [12-6](#)

- command types [12-6](#)
- examples [12-6](#)
- syntax description [12-7](#)
- usage guidelines [12-6](#)

Multiline Hunt Group Terminal 12-4

- command types 12-4
- examples 12-4
- syntax description 12-5
- usage guidelines 12-4

N

NANP, see North American Number Plan

National Destination Code 2-59

- command types 2-59
- examples 2-59
- syntax description 2-59
- usage guidelines 2-59

National White Black List 5-19

- command types 5-19
- examples 5-19
- syntax description 5-19
- usage guidelines 5-19

Nature of Address Route 3-44

- command types 3-44
- examples 3-44
- syntax description 3-44
- usage guidelines 3-44

Nature of Address Route Profile 3-45

- command types 3-45
- examples 3-45
- syntax description 3-46
- usage guidelines 3-46

Nature Of Dial 1-27

Nature of Dial

- command types 1-27
- examples 1-27
- trigger escape list 8-46
- usage guidelines 1-27
- valid NOD values 1-28
- valid values 8-21

Nature of Dial Restrict List 8-20

- command types 8-20

examples 8-20

syntax description 8-20

usage guidelines 8-20

valid nature of dial values 8-21

Nature of Dial White Black List 5-18

- command types 5-18
- examples 5-18
- syntax description 5-18
- usage guidelines 5-18

NEs, interworking 1-19

Network Element 1-29

- command types 1-29
- examples 1-29
- syntax description 1-30
- usage guidelines 1-30

Network Elements, interworking 1-19

NOD, see Nature of Dial

note, definition 1-57

Notes 1-56

Notes, Cautions, Warnings and Tips 1-56

Nouns

- automatic expansion 1-103
- Invalid 1-101
- invalid 1-101

NRUF, see Numbering Resource Utilization and Forecast

O

Obtaining Documentation 1-115

- Documentation CD-ROM 1-116
- World Wide Web 1-115

OCB, Feature Data Provisioning Rules 5-42

OCB, see outgoing call barring

Office Code 2-60

- command types 2-60
- examples 2-60
- syntax description 2-63
- usage guidelines 2-60

Office Tables 2-1

OPC, see origination point code

Operating State Token [2-18](#)

Origination Point Code [4-4](#)

command types [4-5](#)

examples [4-5](#)

syntax description [4-5](#)

usage guidelines [4-5](#)

Outgoing Call Barring K Value [8-25](#)

command types [8-25](#)

examples [8-25](#)

syntax description [8-26](#)

usage guidelines [8-26](#)

Outgoing Call Barring Profile [8-23](#)

command types [8-23](#)

examples [8-23](#)

syntax description [8-23](#)

usage guidelines [8-23](#)

P

Paging, Batch Data Retrieval (Show Command) [1-104](#)

Parameters

automatic expansion [1-103](#)

invalid [1-101, 1-102](#)

Password [15-4](#)

command types [15-4](#)

examples [15-4](#)

syntax description [15-5](#)

usage guidelines [15-5](#)

Percent Sign, wildcard [1-105](#)

Point of Presence [2-65](#)

command types [2-65](#)

examples [2-65](#)

syntax description [2-65](#)

usage guidelines [2-65](#)

Policy NXX [3-47, 14-8](#)

command types [3-47](#)

examples [3-47](#)

syntax description [3-47](#)

usage guidelines [3-47](#)

Policy Originating Line Information [3-50, 14-8](#)

command types [3-50](#)

Examples [3-50](#)

syntax description [3-50](#)

usage guidelines [3-50](#)

Policy Origin Dependent Routing [3-48, 14-8](#)

command types [3-48](#)

examples [3-48](#)

syntax description [3-49](#)

usage guidelines [3-48](#)

Policy Percent [3-52, 14-8](#)

command types [3-52](#)

examples [3-52](#)

syntax description [3-52](#)

usage guidelines [3-52](#)

Policy Point of Presence [3-55, 14-8](#)

command types [3-55](#)

examples [3-55](#)

syntax description [3-55](#)

usage guidelines [3-55](#)

Policy Prefix [3-57, 14-8](#)

command types [3-57](#)

examples [3-57](#)

syntax description [3-57](#)

usage guidelines [3-57](#)

Policy Region [3-61, 14-8](#)

command types [3-61](#)

examples [3-61](#)

syntax description [3-61](#)

usage guidelines [3-61](#)

Policy Time of Day [3-63, 14-8](#)

command types [3-63](#)

examples [3-63](#)

syntax description [3-63](#)

usage guidelines [3-63](#)

POP, see Point of Presence

Ported Office Code [2-71](#)

command types [2-71](#)

- examples [2-71](#)
- syntax description [2-71](#)
- usage guidelines [2-71](#)
- Predefined Database Usage Defaults [D-1](#)
- Preface [1-19](#)
- Primary Key Token(s), definition [1-56](#)
- Provisioning
 - Call Agent [1-1](#)
 - feature data token rules [5-41](#)
 - ISDN [6-1](#)
 - Local Toll Free Service [14-1](#)
 - office [2-1](#)
 - routing [3-1](#)
 - Signaling System 7 (SS7) [4-1](#)
 - signaling system 7 (SS7) [4-1](#)
 - Split Numbering Plan Area [15-1](#)
 - split numbering plan area [15-1](#)
 - subscriber [5-1](#)
 - tandem [7-1](#)

Q

- QoS, see Quality of Service
- Quality of Service [2-72](#)
 - command types [2-72](#)
 - examples [2-72](#)
 - syntax description [2-73](#)
 - usage guidelines [2-73](#)
- Query
 - call trace [14-1](#)
 - commands [14-1](#)
 - line information database [14-5](#)
 - toll-free [14-6](#)
 - toll free message type [14-6](#)
 - verification [14-5](#)
- Query Call Trace
 - brief and verbose mode response fields [14-4](#)
 - command types [14-1](#)
 - examples [14-1](#)

- syntax description [14-2](#)
- usage guidelines [14-2](#)
- Queue Throttle [18-4](#)
 - command types [18-4](#)
 - examples [18-4](#)

R

- RACF, Feature Data Provisioning Rules [5-42](#)
- Radius Profile [10-16](#)
 - command types [10-16](#)
 - examples [10-16](#)
 - syntax description [10-16](#)
 - usage guidelines [10-16](#)
- Region Code [2-81](#)
 - command types [2-81](#)
 - examples [2-82](#)
 - syntax description [2-82](#)
 - usage guidelines [2-82](#)
- Region Profile [3-71, 14-8](#)
 - command types [3-71](#)
 - examples [3-71](#)
 - syntax description [3-72](#)
 - usage guidelines [3-71](#)
- Related Documentation [1-115](#)
- Release Cause [2-83](#)
 - command types [2-83](#)
 - examples [2-83](#)
 - syntax description [2-83](#)
 - usage guidelines [2-83](#)
- Reliable User Datagram Protocol Backhaul Session [6-17](#)
 - command types [6-17](#)
 - examples [6-17](#)
 - syntax description [6-17](#)
 - usage guidelines [6-17](#)
- Required Tokens by Trunk Group [2-100](#)
- Required Tokens by Trunk Group [2-100](#)
- Reset Command, trunk termination [2-27](#)
- Residential Gateway Command

- command types [2-30](#)
- examples [2-30](#)
- syntax description [2-31](#)
- usage guidelines [2-30](#)

Responses, command, see command responses

Return Code Values

- MGCP-MSG=RQNT [2-55](#)
- MGCP-MSG-AUEP [2-58](#)
- MGCP-MSG-CRCX [2-56](#)
- MGCP-MSG-DLCX [2-57](#)
- MGCP-MSG-MDCX [2-56](#)

RGW command, see media gateway

Route [3-73](#)

- command types [3-73](#)
- examples [3-73](#)
- syntax description [3-73](#)
- usage guidelines [3-73](#)

Route Guide [3-79](#)

- command types [3-79](#)
- examples [3-79](#)
- syntax description [3-80](#)
- usage guidelines [3-79](#)

Routeserver Database Usage Defaults [D-81](#)

Routeserver Database Usage Defaults, see database usage

Routing Features [14-8](#)

Routing Key [4-6](#)

- command types [4-6](#)
- examples [4-6](#)
- syntax description [4-7](#)
- usage guidelines [4-7](#)

Routing Provisioning [3-1](#)

Rules [1-104](#)

S

SC1D, see speed call-one digit

SC2D, see speed call-two digit

SCA, Feature Data Provisioning Rules [5-42](#)

SCCP, see Signal Connection Control Part

sccp-nw, see signal connection control part network

sccp-route, see signal connection control part route

Screening List Editing [5-20](#)

- command types [5-20](#)
- examples [5-20](#)
- syntax description [5-22](#)
- usage guidelines [5-22](#)

Script [3-81](#)

- command types [3-81](#)
- examples [3-81](#)
- syntax description [3-82](#)
- usage guidelines [3-81](#)

SCTP, see stream control transmission protocol

sctp-assoc, see stream control transmission protocol association

sctp-assoc-profile, see stream control transmission protocol association profile

SCTP-DSCP Signaling Parameters [H-7](#)

Security [15-1](#)

securitylog, see security summary

Security Summary [15-5](#)

- command types [15-5](#)
- examples [15-5](#)
- syntax description [15-6](#)
- usage guidelines [15-6](#)

Service [8-27](#)

- command types [8-27](#)
- examples [8-27](#)
- syntax description [8-28](#)
- usage guidelines [8-27](#)

Service Logic Host Route [4-12](#)

- command types [4-12](#)
- examples [4-12](#)
- syntax description [4-12](#)
- usage guidelines [4-12](#)

Service Logic Host Route Profile [4-14](#)

- command types [4-14](#)
- examples [4-14](#)
- syntax description [4-14](#)

- usage guidelines 4-14
- Service Provider 7-38
 - command types 7-38
 - examples 7-38
 - syntax description 7-38
 - usage guidelines 7-38
- Service Trigger 8-29
 - command types 8-29
 - examples 8-29
 - syntax description 8-30
 - usage guidelines 8-29
- Serving Domain Name 11-4
 - command types 11-4
 - examples 11-4
 - syntax description 11-5
 - usage guidelines 11-4
- Session Initiation Protocol 11-1
- Session Initiation Protocol, see SIP
- Session Initiation Protocol Registration Status 2-11
 - command types 2-11
 - examples 2-11
- Session Initiation Protocol Signaling, DSCP & TOS H-8
- Session Manager 16-1
- Sessions, CLI, maximum allowed 1-97
- Shell 1-98
 - command line interface 1-98
 - secure 1-107
- Show Rule 1-105
- SIA-SIG-TOS Values H-9, H-10
- SideA/SideB, defined 1-56
- Signal Connection Control Part Network 4-9
 - command types 4-9
 - examples 4-9
 - syntax description 4-9
 - usage guidelines 4-9
- Signal Connection Control Part Route 4-10
 - command types 4-10
 - examples 4-10
 - syntax description 4-11
- usage guidelines 4-11
- Signaling Gateway
 - command types 4-15
 - examples 4-15
 - get and set trace commands 2-9
 - command types 2-9
 - examples 2-9
 - syntax description 2-9
 - syntax description 4-16
 - usage guidelines 4-16
- Signaling Gateway Group 4-17
 - command types 4-17
 - examples 4-17
 - syntax description 4-17
 - usage guidelines 4-17
- Signaling Gateway Process 2-10
 - command types 4-18
 - examples 4-19
 - get and set trace commands 2-10
 - command types 2-10
 - examples 2-10
 - syntax description 2-11
 - status command 2-10
 - command types 2-10
 - examples 2-10
 - syntax description 2-10
 - syntax description 4-19
 - usage guidelines 4-19
- Signaling System 7 ANSI Trunk Group Profile 4-20
 - command types 4-20
 - examples 4-20
 - syntax description 4-20
 - usage guidelines 4-20
- Signaling System 7 Circuit Identification Code 4-28
 - command types 4-28
 - examples 4-28
 - syntax description 4-28
 - usage guidelines 4-28
- Signaling System 7 Q761 Trunk Group Profile 4-29, 4-35

- command types [4-29](#)
- examples [4-29](#)
- syntax description [4-30](#)
- usage guidelines [4-29](#)
- Signaling System 7 Q767 Trunk Group Profile
 - command types [4-35](#)
 - examples [4-35](#)
 - syntax description [4-36](#)
 - usage guidelines [4-35](#)
- Signaling System 7 Trace Command [2-11](#)
 - command types [2-11](#)
 - examples [2-11](#)
- Signaling System 7 Trunk Group Profile-see Signaling System 7 ANSI Trunk Group Profile [4-20](#)
- SIG-TOS Values [H-7](#)
- Simple Network Management Protocol, see SNMP [17-1](#)
- SIP Calls, System Level Signaling, DSCP & TOS [H-9](#)
- SIP Registration Status [2-11](#)
- SIP Registration Status, see session initiation protocol registration status
- SIP-SIG Values [H-8](#)
- SIP Timer Profile [11-6](#)
 - command types [11-6](#)
 - examples [11-6](#)
 - syntax description [11-6](#)
 - usage guidelines [11-6](#)
- SIPT ISUP Version Alias [11-9](#)
 - command types [11-9](#)
 - examples [11-9](#)
 - syntax description [11-9](#)
 - usage guidelines [11-9](#)
- SIPT ISUP Version Base
 - command types [11-10](#)
 - examples [11-10](#)
 - syntax description [11-10](#)
 - usage guidelines [11-10](#)
- Sizing Rules, database, dommon [D-1](#)
- SLE, see screening list editing
- Small Configuration Database Usage Defaults, see database usage
- SNMP
 - trap destination command [17-4](#)
 - command types [17-4](#)
 - examples [17-4](#)
 - syntax description [17-4](#)
 - usage guidelines [17-4](#)
- Softswitch Trunk Group Profile [2-84](#)
 - command types [2-84](#)
 - examples [2-84](#)
 - syntax description [2-85](#)
 - usage guidelines [2-84](#)
- Special Call Type [2-94, 3-83](#)
 - command types [3-83](#)
 - examples [3-83](#)
 - preprovisioned parameters [3-83](#)
 - syntax description [3-84](#)
 - usage guidelines [3-83](#)
- Specific Call Agent and Feature Server Configurable Parameters [A-1](#)
- Speed Call—One Digit [5-24](#)
 - command types [5-24](#)
 - examples [5-24](#)
 - syntax description [5-24](#)
 - usage guidelines [5-24](#)
- Speed Call—Two Digit [5-25](#)
 - command types [5-25](#)
 - examples [5-25](#)
 - syntax description [5-26](#)
 - usage guidelines [5-26](#)
- ss7-ansi-tg-profile, see signaling system 7 ANSI trunk group profile
- SS7-CIC, see signaling system 7 circuit identification code
- ss7-q761-tg-profile, see signaling system 7 Q761 trunk group profile
- ss7-q767-tg-profile, see signaling system 7 Q767 trunk group profile
- SS7 Trace command, see signaling system 7 trace command
- SS7 Trunk Termination Tests [2-34](#)

- Static Contact [11-11](#)
 - command types [11-11](#)
 - examples [11-11](#)
 - syntax description [11-12](#)
 - usage guidelines [11-11](#)
- Status and Control Commands, generic [2-2](#)
- Status Application Command [11-7](#)
 - command types [11-7](#)
 - examples [11-7](#)
 - syntax description [11-7](#)
 - usage guidelines [11-7](#)
- Status System Command, see Bulk Data Management System
- Status Update Processor Command [2-12](#)
 - command types [2-12](#)
 - examples [2-12](#)
 - syntax description [2-12](#)
 - usage guidelines [2-12](#)
- Stream Control Transmission Protocol Association [4-40](#)
 - command types [4-40](#)
 - examples [4-40](#)
 - status and control commands [2-13](#)
 - command types [2-13](#)
 - examples [2-13](#)
 - syntax description [2-14](#)
 - syntax description [4-42](#)
 - usage guidelines [4-41](#)
- Stream Control Transmission Protocol Association Profile [4-45](#)
 - command types [4-45](#)
 - examples [4-45](#)
 - syntax description [4-45](#)
 - usage guidelines [4-45](#)
- Stream Control Transmission Protocol Signaling, DSCP & TOS [H-6](#)
- sub-cid, see command line interface extended read access commands
- sub-da-block, see command line interface extended read access commands
- sub-ld-block, see command line interface extended read access commands
- sub-oper-block, see command line interface extended read access commands
- Subscriber [5-27](#)
 - command types [5-27](#)
 - examples [5-27](#)
 - required tokens [5-27](#)
 - syntax description [5-29](#)
 - usage guidelines [5-28](#)
- Subscriber Commands, invalid characters [1-103](#)
- Subscriber Feature Data [5-37](#)
 - command types [5-37](#)
 - examples [5-37](#)
 - syntax description [5-38](#)
 - usage guidelines [5-37](#)
- Subscriber Profile [5-42](#)
 - command types [5-43](#)
 - examples [5-43](#)
 - syntax description [5-43](#)
 - usage guidelines [5-43](#)
- Subscriber Service Profile [5-45](#)
 - command types [5-45](#)
 - examples [5-45](#)
 - syntax description [5-46](#)
 - usage guidelines [5-45](#)
- Subscriber Termination
 - control command [2-18](#)
 - command types [2-18](#)
 - examples [2-18](#)
 - syntax description [2-19](#)
 - equip command [2-19](#)
 - command types [2-20](#)
 - examples [2-20](#)
 - syntax description [2-20](#)
 - operating state token [2-18](#)
 - source token [2-18](#)
 - status command [2-16](#)
 - command types [2-16](#)

- examples [2-16](#)
 - returnable administrative states [2-16](#)
 - syntax description [2-17](#)
- test menu [2-32](#)
- Tests [2-32](#)
- tests [2-32](#)
- unequip command [2-21](#)
 - command types [2-21](#)
 - examples [2-21](#)
- Subscriber Time of Day Schedule [5-46](#)
 - command types [5-47](#)
 - examples [5-47](#)
 - syntax description [5-47](#)
 - usage guidelines [5-47](#)
- Subsystem [4-47](#)
 - command types [4-47](#)
 - Control Command [2-21](#)
 - examples [4-47](#)
 - syntax description [4-47](#)
 - usage guidelines [4-47](#)
- Subsystem Group [4-50](#)
 - command types [4-50](#)
 - Control Command [2-22](#)
 - examples [4-50](#)
 - status and control commands [2-22](#)
 - command types [2-22](#)
 - examples [2-22](#)
 - syntax description [2-22](#)
 - syntax description [4-50](#)
 - usage guidelines [4-50](#)
- Subsystem Profile [4-52](#)
 - command types [4-52](#)
 - examples [4-52](#)
 - syntax description [4-52](#)
 - usage guidelines [4-52](#)
- Supported Timezones [F-1](#)
- Syntax, automatic validation [1-100](#)
- syntax description [2-18](#)
- System Configuration Command [11-9](#)

- command types [11-9](#)
 - examples [11-9](#)
 - syntax description [11-9](#)
 - usage guidelines [11-9](#)
- System Health [2-45](#)
- System Level Signaling, DSCP & TOS [H-9](#)
- System Level Signaling TOS for SIP, DSCP & TOS [H-9](#)

T

- Table Containment Area, definition [1-56](#)
- Tables [1-106](#)
- TAC
 - contacting [1-117](#)
 - telephone [1-117](#)
 - website [1-117](#)
- Target States, control command [11-1](#)
- TCAP, see Transaction Capabilities Application Part
- Technical Assistance
 - Cisco.com [1-117](#)
 - contacting TAC using the Cisco TAC website [1-117](#)
 - obtaining [1-116](#)
 - technical assistance center [1-117](#)
- Technical Prefix Group [7-40](#)
 - command types [7-40](#)
 - examples [7-40](#)
 - syntax description [7-41](#)
 - usage guidelines [7-40](#)
- Technical Prefix Group Profile [7-42](#)
 - command types [7-42](#)
 - examples [7-42](#)
 - syntax description [7-42](#)
 - usage guidelines [7-42](#)
- Telcordia-based Vertical Service Codes [C-1](#)
- Termination [2-94](#)
 - command types [2-94](#)
 - examples [2-94](#)
 - syntax description [2-95](#)
 - usage guidelines [2-94](#)

- Test Menu [2-32](#)
- Thailand, ISUP Measurement Counters [1-1](#)
- Timezone [8-31](#)
 - command types [8-31](#)
 - examples [8-31](#)
 - supported timezones [8-32](#)
 - syntax description [8-31](#)
 - timezone localities [F-4](#)
 - usage guidelines [8-31](#)
- Timezones [F-1](#)
- tip, definition [1-57](#)
- Tips [1-56](#)
- TNS (Transit Network Selection) Rules [2-102](#)
- Token
 - 0/1, Billing File [5-5](#)
 - AAA-SERVER-GRP-ID, Point of Presence [2-66](#)
 - AAL1, Media Gateway Profile [2-33](#)
 - AAL2, Media Gateway Profile [2-33](#)
 - AAL5, Media Gateway Profile [2-33](#)
 - ACCOUNT-ID, Subscriber [5-29](#)
 - ACC-REQ-RETRANSMIT, Electronic Surveillance Server [16-2](#)
 - ACC-REQ-RETRANSMIT, Radius Profile [10-17](#)
 - ACC-RSP-TIMEOUT, Electronic Surveillance Server [16-2](#)
 - ACC-RSP-TIMER, Radius Profile [10-17](#)
 - ACCT-CODE-ALLOW, Class of Service Restriction [8-4](#)
 - ACCT-CODE-LENGTH, Class of Service Restriction [8-4](#)
 - ACK-TIMEOUT, Aggregation [2-4](#)
 - ACQ-LNP-QUERY, Destination [3-13](#)
- ACTION
 - Control Application Command [11-8](#)
 - Hardware Monitoring [2-43](#)
 - IPSec Policy [10-11](#)
- ACTION, Cause Code [7-7](#)
- ACTIVE
 - Authorization Code [5-4](#)
 - Automatic Number Identification [7-2](#)
 - Subscriber Feature Data [5-39](#)
- ACTIVE-TARGET, Transaction Queue [18-2](#)
- ADAPTER, History [10-2](#)
- ADDRESS1, Subscriber [5-29](#)
- ADDRESS2, Subscriber [5-29](#)
- ADMIN-DN, DN2 Subscriber [5-13](#)
- ADMIN-STATE, Trunk Termination [2-24](#)
- AGGR-ID, Media Gateway [2-29](#)
- ALARM-CARRIER
 - Signaling System 7 Q767 Trunk Group Profile [4-36](#)
 - SS7 ANSI Trunk Group Profile [4-20](#)
 - SS7 Q761 Trunk Group Profile [4-30](#)
- ALARM-STATUS, Alarm [3-2](#)
- ALIAS, SIPT ISUP Version Alias [11-9](#)
- ALIAS-ADDR, H323 Terminal [7-20](#)
- ALL-CALL-QUERY, Local Number Portability Profile [3-39](#)
- ALL-CALLS-RESTRICT-K-VALUE, Outgoing Call Barring Profile [8-23](#)
- ALLOW-CALLS-ON-IVR-FAILURE, Class of Service Restriction [8-4](#)
- ALLOW-CRMCRA, SS7 ANSI Trunk Group Profile [4-21](#)
- ALLOW-EXM, SS7 ANSI Trunk Group Profile [4-21](#)
- ALT-ROUTE-ID, Route [3-74](#)
- ALT-ROUTE-ON-CONG, Trunk Group [2-103](#)
- ANI-BASED-ROUTING, Trunk Group [2-104](#)
- ANI-DIGMAN-ID
 - Destination [3-13](#)
 - Dial Plan Profile [3-20](#)
 - Trunk Group [2-104](#)
- ANI-DIGMAN-ID1, Route [3-74](#)
- ANI-DIGMAN-ID10, Route [3-74](#)
- ANI-DIGMAN-ID2, Route [3-74](#)
- ANI-DIGMAN-ID3, Route [3-74](#)
- ANI-DIGMAN-ID4, Route [3-74](#)
- ANI-DIGMAN-ID5, Route [3-74](#)
- ANI-DIGMAN-ID6, Route [3-74](#)
- ANI-DIGMAN-ID7, Route [3-74](#)

- ANI-DIGMAN-ID8, Route [3-74](#)
- ANI-DIGMAN-ID9, Route [3-74](#)
- ANI-SCREENING, Trunk Group [2-104](#)
- ANI-SCREENING-ACTION, ANI Screening Profile [7-5](#)
- ANI-SCREENING-PROFILE-ID, Trunk Group [2-104](#)
- ANI-WB-LIST
 - Customer Group [14-3](#)
 - Service Provider [7-38](#)
- ANNC, Announcement Trunk Group Profile [2-12](#)
- ANNC-ID
 - Destination [3-13](#)
 - DN2Subscriber [5-13](#)
 - Release Cause [2-83](#)
 - Route [3-74](#)
- ANNEXE-RETRANSMIT-ATTEMPTS, H323 Gateway [7-11](#)
- ANNEXE-RETRANSMIT-MULTIPLIER, H323 Gateway [7-11](#)
- ANNEXE-RETRANSMIT-TIMER, H323 Gateway [7-11](#)
- ANNEXE-SUPP
 - H.323 Terminal Profile [7-23](#)
 - H323 Gateway [7-11](#)
 - H323 Trunk Group Profile [7-30](#)
- ANNEXE-UDP-PORT, H323 Gateway [7-11](#)
- ANNEXR-SUPP
 - H.323 Terminal Profile [7-23](#)
 - H323 Gateway [7-11](#)
- ANNOUNCEMENT-FILE, Announcement [2-8](#)
- ANNOUNCEMENT-NUMBER, Announcement [2-8](#)
- ANNOUNCEMENT-TIMER, Announcement [2-8](#)
- ANONYMOUS, Screening List Editing [5-22](#)
- AOC-ENABLED, SS7 Q761Trunk Group Profile [4-30](#)
- AOR-ID
 - AOR to Subscriber [5-2](#)
 - Static Contact [11-12](#)
 - Subscriber [5-29](#)
 - User Authentication [11-13](#)
- APPLICATION-VERSION, Subsystem [4-48](#)
- APPLY-USER-PRIVACY, Softswitch Trunk Group Profile [2-85](#)
- APP-SERVER-ACCESS-DN, Application Server [8-2](#)
- APP-SERVER-DN, Application Server [8-2](#)
- APP-SERVER-TYPE, Application Server [8-2](#)
- AR-ACTIVATION-LEVEL, Point of Presence [2-66](#)
- ASSIGNED, Ext2Subscriber [13-9](#)
- AT-ROUTE-GUIDE-ID, Point of Presence [2-66](#)
- ATTENDANT, Ext2Subscriber [13-10](#)
- AUDIT-COUNT, Activity [1-3](#)
- AUDIT-COUNT-RANGE-FROM, Activity Base [1-6](#)
- AUDIT-COUNT-RANGE-TO, Activity Base [1-6](#)
- AUDIT-INTERVAL, Activity [1-3](#)
- AUDIT-INTERVAL-RANGE-FROM, Activity Base [1-6](#)
- AUDIT-INTERVAL-RANGE-TO, Activity Base [1-6](#)
- AUDIT-THRESHOLD, Softswitch Trunk Group Profile [2-85](#)
- AUTH-ALGO
 - Ciphersuite [10-2](#)
 - IPSec Security Administration [10-14](#)
- AUTH-CODE-ALLOW, Class of Service Restriction [8-4](#)
- AUTH-CODE-GRP-ID
 - Authorization Code [5-4](#)
 - Class of Service Restriction [8-4](#)
- AUTH-CODE-LENGTH, Class of Service Restriction [8-4](#)
- AUTH-KEY, IPSec Security Administration [10-14](#)
- AUTH-REALM-ID
 - Serving Domain Name [11-5](#)
 - User Authentication [11-13](#)
- AUTH-REQD, Serving Domain Name [11-5](#)
- AUTH-USER, User Authentication [11-13](#)
- AUTO-ANSWER, Announcement Trunk Group Profile [2-12](#)
- AUTO-GAIN-CONTROL, Quality of Service [2-73](#)
- AUTO-REFRESH

- AAA Server Group [2-2](#)
- Activity [1-3](#)
- Activity Base [1-6](#)
- Aggregation [2-4](#)
- Alarm [3-6](#)
- Alarm Log [3-3](#)
- Alarm or Event Report Properties [3-5](#)
- ANI Screening [7-4](#)
- ANI Screening Profile [7-5](#)
- ANI White Black List [14-2](#)
- Announcement [2-8](#)
- Announcement Trunk [2-10](#)
- Announcement Trunk Group Profile [2-12](#)
- AOR to Subscriber [5-2](#)
- Application Server [8-2](#)
- Audio Segment [9-2](#)
- Audio Sequence [9-4](#)
- Authentication Realm [11-2](#)
- Authorization Code [5-4](#)
- Authorization Code Group [5-6](#)
- Automatic Number Identification [7-2](#)
- Backhaul Set [6-2](#)
- Billing Account Address [5-2](#)
- Billing Alarm [5-3](#)
- Billing Call Detail Block [5-13](#)
- Billing File [5-5](#)
- Billing Record Query [5-7](#)
- Call Agent Configuration [1-10, 1-11](#)
- Call Agent Configuration Base [1-13](#)
- Call Agent Configuration Base Possible Values [1-18](#)
- Call Agent Profile [1-16](#)
- Call Control Route [4-2](#)
- Call Park Subscriber Group [13-2](#)
- Call Subtype [3-2](#)
- Call Type [3-5](#)
- Call Type Profile [3-6](#)
- Carrier [3-8](#)
- Casual White Black List [5-7](#)
- Cause Code [7-8](#)
- Cause Code Map Profile [7-9](#)
- Centrex Group [13-4](#)
- Changed Number [5-9](#)
- Channel Associated Signaling Profile [2-14](#)
- Ciphersuite [10-3](#)
- Ciphersuite Profile [10-5](#)
- Circuit Code [3-11](#)
- Class of Service Restriction [8-4](#)
- Command Level [15-2](#)
- Command Table [15-3](#)
- Common Language Location Identifier Code [1-22](#)
- Custom Dial Plan [13-7](#)
- Custom Dial Plan Profile [13-8](#)
- Customer Group [14-4](#)
- Database Usage [8-2](#)
- Destination [3-13](#)
- Destination Point Code [4-3](#)
- Dial Plan [3-18](#)
- Dial Plan Profile [3-20](#)
- Digit Manipulation [3-23](#)
- Digit Manipulation Profile [3-27](#)
- Digit Map [3-30](#)
- Directory Number to Gateway Number [3-31](#)
- Directory Number to Routing Number [3-33](#)
- DN2 Customer Group [14-5](#)
- DN2Subscriber [5-13](#)
- DS1 [2-18](#)
- Electronic Surveillance Server [16-2](#)
- Emergency Number List [1-24](#)
- Event Provisioning [3-10](#)
- Exchange Code [2-21](#)
- Ext2Subscriber [13-10](#)
- Feature [8-7](#)
- Feature Configuration [8-14](#)
- Feature Configuration Base [8-15](#)
- Feature Configuration Base Possible Value [8-17](#)
- Feature Profile Base [8-18](#)

- Feature Server [1-26](#)
- GTD Parameter Values [2-23](#)
- H.323 Terminal Profile [7-23](#)
- H323 Gateway [7-11](#)
- H323 Gateway 2 Gateway [7-18](#)
- H323 Terminal [7-20](#)
- H323 Trunk Group Profile [7-30](#)
- History [10-2](#)
- HTTP Feature Server [11-3](#)
- II Restrict List [14-7](#)
- II White Black List [7-36](#)
- International Dial Plan [3-35](#)
- International Dial Plan Profile [3-37](#)
- International White Black List [5-16](#)
- IPSec Kerberos [10-7](#)
- IPSec Kerberos Old Service Keys [10-9](#)
- IPSec Policy [10-11](#)
- IPSec Security Administration [10-15](#)
- ISDN B-Channel [6-4](#)
- ISDN D-Channel [6-7](#)
- ISDN Interface [6-8](#)
- ISDN Trunk Group Profile [6-10](#)
- IVR Script Profile [9-6](#)
- Language [9-8](#)
- Local Access and Transport Area [2-25](#)
- Local Access and Transport Area Map [2-27](#)
- Local Number Portability Profile [3-39](#)
- Local Service Area [3-41](#)
- Local Service Area Profile [3-43](#)
- MAC to Subscriber [5-17](#)
- Media Gateway [2-29](#)
- Media Gateway Control Protocol Return Code Action [2-54](#)
- Media Gateway Profile [2-33](#)
- Multiline Hunt Group [12-2](#)
- Multiline Hunt Group Preference List [12-7](#)
- Multiline Hunt Group Terminal [12-5](#)
- National Destination Code [2-59](#)
- Nature of Address Route [3-45](#)
- Nature of Address Route Profile [3-46](#)
- Nature of Dial [1-27](#)
- Nature of Dial Restrict List [8-20](#)
- Nature of Dial White Black List [5-18](#)
- Network Element [1-30](#)
- North American Numbering Plan White Black List [5-20](#)
- Office Code [2-63](#)
- Originating Point Code [4-5](#)
- Outgoing Call Barring K Value [8-26](#)
- Outgoing Call Barring Profile [8-23](#)
- Point of Presence [2-66](#)
- Policy NXX [3-47](#)
- Policy Originating Line Information [3-51](#)
- Policy Origin Dependent Routing [3-49](#)
- Policy Percent [3-53](#)
- Policy Point of Presence [3-56](#)
- Policy Prefix [3-58](#)
- Policy Region [3-62](#)
- Policy Time of Day [3-63](#)
- Ported Office Code [2-71](#)
- Quality of Service [2-73](#)
- Radius Profile [10-17](#)
- Region Code [2-82](#)
- Region Profile [3-72](#)
- Release Cause [2-83](#)
- Route [3-74](#)
- Route Guide [3-80](#)
- Routing Key [4-8](#)
- RUDP Backhaul Session [6-18](#)
- SCCP Network [4-9](#)
- Screening List Editing [5-22](#)
- Script [3-82](#)
- Security Summary [15-6](#)
- Service [8-28](#)
- Service Logic Host Route [4-13](#)
- Service Logic Host Route Profile [4-15](#)
- Service Provider [7-38](#)
- Service Trigger [8-30](#)

- Serving Domain Name [11-5](#)
- Signal Connection Control Part Route [4-11](#)
- Signaling Gateway [4-16](#)
- Signaling Gateway Group [4-18](#)
- Signaling Gateway Process [4-19](#)
- Signaling System 7 Circuit Identification Code [4-28](#)
- Signaling System 7 Q767 Trunk Group Profile [4-36](#)
- SIP Timer Profile [11-6](#)
- SIPT ISUP Version Alias [11-9](#)
- SIPT ISUP Version Base [11-10](#)
- Softswitch Trunk Group Profile [2-85](#)
- Special Call Type [3-84](#)
- Speed Call-One Digit [5-24](#)
- Speed Call-Two Digit [5-26](#)
- Split-NPA [15-2](#)
- SS7 ANSI Trunk Group Profile [4-21](#)
- SS7 Q761 Trunk Group Profile [4-30](#)
- Static Contact [11-12](#)
- Stream Control Transmission Protocol Association [4-42](#)
- Stream Control Transmission Protocol Association Profile [4-46](#)
- Subscriber [5-29](#)
- Subscriber Feature Data [5-39](#)
- Subscriber Profile [5-43](#)
- Subscriber Service Profile [5-46](#)
- Subscriber Time of Day Schedule [5-47](#)
- Subsystem [4-48](#)
- Subsystem Group [4-51](#)
- Technical Prefix Group [7-41](#)
- Technical Prefix Group Profile [7-42](#)
- Termination [2-95](#)
- Timezone [8-31](#)
- Transaction Queue [18-2](#)
- Trigger Detection Point [8-42](#)
- Trigger Identification [8-44](#)
- Trigger NOD Escape List [8-46](#)
- Trunk [2-99](#)
- Trunk Group [2-104](#)
- Trunk Group Feature Data [7-44](#)
- Trunk Group Service Profile [2-111, 7-45](#)
- User Authentication [11-13](#)
- User Part Variant [4-54](#)
- User Part Variant Base [4-57](#)
- Users [15-8](#)
- Variable Default [1-31](#)
- Vertical Service Code [8-48](#)
- BASE, SIPT ISUP Version Base [11-11](#)
- BATCH-LATENCY, Call Agent Configuration [1-12](#)
- BATCH-MODE-SUPP, Call Agent Configuration [1-12](#)
- BCHAN, ISDN B-Channel [6-4](#)
- BCHAN, Trunk [2-99](#)
- BCHAN-NEG-SUPP, ISDN Trunk Group Profile [6-10](#)
- BEARER-CAPABILITY
 - LNP Query [14-8](#)
 - Toll-free Query [14-7](#)
- BEGIN-DOW, Subscriber Time of Day Schedule [5-48](#)
- BEGIN-RANGE1, Policy Percent [3-52](#)
- BEGIN-RANGE2, Policy Percent [3-53](#)
- BEGIN-RANGE3, Policy Percent [3-53](#)
- BEGIN-RANGE4, Policy Percent [3-53](#)
- BEGIN-RANGE5, Policy Percent [3-53](#)
- BEGIN-TOD, Subscriber Time of Day Schedule [5-48](#)
- BILLING DIRECTORY, Billing Account Address [5-2](#)
- BILLING-DN, Subscriber [5-29](#)
- BILLING-FILE-PREFIX, Billing Account Address [5-2](#)
- BILLING-SERVER-ADDR, Billing Account Address [5-2](#)
- BILLING-SERVER-DIRECTORY, Billing Account Address [5-2](#)
- BILLING-TYPE
 - Subscriber [5-30](#)
- BLOCK-900, Class of Service Restriction [8-4](#)
- BLOCK-976, Class of Service Restriction [8-4](#)

- BLOCK-DA, Class of Service Restriction [8-4](#)
- BLOCK-EAWOPIC, Point of Presence [2-67](#)
- BLOCK-INFO, Class of Service Restriction [8-4](#)
- BLOCK-INTL, Class of Service Restriction [8-5](#)
- BLOCK-INTL-OPER-ASSIST, Class of Service Restriction [8-5](#)
- BLOCK-NANP-OPER-ASSIST, Class of Service Restriction [8-5](#)
- BLOCK-TW, Class of Service Restriction [8-5](#)
- BOTH-SFG-COUNT, Centrex Group [13-4](#)
- BPC-ID
 - Service Logic Host Route [4-13](#)
- BRK-ID, Service Logic Host Route [4-13](#)
- BTXML-DISPLAY-PREFIX, Media Gateway Profile [2-33](#)
- BTXML-SUPP, Media Gateway Profile [2-33](#)
- BUNDLE-TIMEOUT, Stream Control Transmission Protocol Association Profile [4-45](#)
- BYPASS, Control Application Command [11-8](#)
- CALL-ACTION, Media Gateway Control Protocol Return Code Action [2-54](#)
- CALL-AGENT-BACKHAUL-PORT, RUDP Backhaul Session [6-17](#)
- CALL-AGENT-CONTROL-PORT, Media Gateway [2-29](#)
- CALL-AGENT-ID
 - Announcement Measurements Summary [12-7](#)
 - Centrex Group [13-4](#)
 - Measurement Audit Summary [12-13](#)
 - Measurement Billing Summary [12-15](#)
 - Measurement Call Processing Summary [12-18](#)
 - Measurement Call Tools Summary [12-23](#)
 - Measurement Dynamic Quality of Service [12-25](#)
 - Measurement Event Messaging Summary [12-26](#)
 - Measurement-H323-Summary [12-28](#)
 - Measurement INAP Summary [12-31](#)
 - Measurement ISDN Summary [12-34](#)
 - Measurement ISUP Summary [12-37](#)
 - Measurement M3UA Summary [12-54](#)
 - Measurement MGCP Signaling Adapter Summary [12-57](#)
 - Measurement PCT Tools Summary [12-59](#)
 - Measurement SCCP Summary [12-77](#)
 - Measurement SCTP Summary [12-80](#)
 - Measurement SIA Summary [12-83](#)
 - Measurement SIM Summary [12-87](#)
 - Measurement SUA Summary [12-93](#)
 - Measurement TCAP Protocol Summary [12-96](#)
 - Measurement TSA Summary [12-103](#)
 - Media Gateway [2-28](#)
 - Multiline Hunt Group [12-2](#)
 - Office Code [2-63](#)
 - Point of Presence [2-67](#)
 - Trunk Group [2-103](#)
- CALL-AGENT-ID1, Route [3-75](#)
- CALL-AGENT-ID10, Route [3-75](#)
- CALL-AGENT-ID2, Route [3-75](#)
- CALL-AGENT-ID3, Route [3-75](#)
- CALL-AGENT-ID4, Route [3-75](#)
- CALL-AGENT-ID5, Route [3-75](#)
- CALL-AGENT-ID6, Route [3-75](#)
- CALL-AGENT-ID7, Route [3-75](#)
- CALL-AGENT-ID8, Route [3-75](#)
- CALL-AGENT-ID9, Route [3-75](#)
- CALL-AGENT-TSAP-ADDR, RUDP Backhaul Session [6-17](#)
- CALL-CONNECT-MODE
 - H.323 Terminal Profile [7-23](#)
 - H323 Trunk Group Profile [7-30](#)
- CALL-CTRL-ROUTE-ID, Signaling System 7 Circuit Identification Code [4-28](#)
- CALL-CTRL-ROUTE-ID, Trunk Group [2-104](#)
- CALL-DATE, Customer Originated Trace [7-1](#)
- CALLED-DN
 - LNP Query [14-7](#)
 - Toll-free Query [14-6](#)
 - Translation [19-2](#)
- CALLING-DN
 - Customer Originated Trace [7-1](#)
 - Line Information Database Query [14-5](#)

- LNP Query [14-7](#)
- Toll-free Query [14-6](#)
- Translation [19-2](#)
- CALL-START-MODE, H323 Gateway [7-12](#)
- CALL-SUBTYPE
 - Call Subtype [3-2](#)
 - Destination [3-14](#)
- CALL-TYPE
 - Billing Record Query [5-7](#)
 - Call Subtype [3-2](#)
 - Call Type [3-3](#)
 - Call Type Profile [3-6](#)
 - Destination [3-15](#)
 - Outgoing Call Barring K Value [8-26](#)
 - Special Call Type [3-84](#)
- CARRIER
 - Casual White Black List [5-7](#)
 - Policy NXX [3-47](#)
- CARRIER-ID
 - Destination [3-16](#)
 - DN2 Customer Group [14-5](#)
 - Trunk Group [2-104](#)
- CASUAL, Carrier [3-8](#)
- CASUAL-CALL, Trunk Group Feature Data [7-44](#)
- CASUAL-RESTRICT-TYPE, Class of Service Restriction [8-5](#)
- CAT-CODE, Ext2Subscriber [13-10](#)
- CATEGORY, Subscriber [5-30](#)
- CAT-SCREENING, Centrex Group [13-4](#)
- CAT-STRING, Custom Dial Plan [13-7](#)
- CAUSE-CODE-MAP-ID
 - Trunk Group [2-104](#)
- CAUSE-CODE-TYPE, Cause Code [7-7](#)
- CC, International Dial Plan [3-35](#)
- CC-DIVERSION-SUPP, Softswitch Trunk Group Profile [2-86](#)
- CC-NN, International White Black List [5-15](#)
- CCT-GRP-CARRIER, SS7 ANSI Trunk Group Profile [4-21](#)
- CDB-BILLING-SUPP, Call Agent Profile [1-16](#)
- CDC-DF-ADDRESS, Electronic Surveillance Server [16-2](#)
- CDC-DF-PORT, Electronic Surveillance Server [16-2](#)
- CDP-ID, Centrex Group [13-4](#)
- CFN-SUPP, SS7 ANSI Trunk Group Profile [4-21](#)
- CHARGE-ORIG
 - Signaling System 7 Q767 Trunk Group Profile [4-36](#)
 - SS7 Q761Trunk Group Profile [4-30](#)
- CHK-POS-VAL, Feature Configuration Base [8-15](#)
- CHRG-NUM-SUPP, ISDN Trunk Group Profile [6-10](#)
- CIPHERSUITE-PROFILE-ID, Quality of Service [2-73](#)
- CITY, Subscriber [5-30](#)
- CLDPTY-CTRL-REL-ALWD, Destination [3-16](#)
- CLDPTY-CTRL-REL-SUPP
 - Signaling System 7 Q767 Trunk Group Profile [4-36](#)
 - SS7 Q761Trunk Group Profile [4-30](#)
- CLEANUP, Split-NPA [15-3](#)
- CLEANUP-STATUS, Split-NPA [15-3](#)
- CLI-DEFAULT-ALLOWED, Signaling System 7 Q767 Trunk Group Profile [4-36](#)
- CLI-DEFAULT-ALLOWED, SS7 Q761Trunk Group Profile [4-30](#)
- CLIENT-TYPE, Quality of Service [2-73](#)
- CLIP-ESS
 - Signaling System 7 Q767 Trunk Group Profile [4-36](#)
 - SS7 Q761Trunk Group Profile [4-30](#)
- CLLI
 - Call Agent [1-9](#)
 - Trunk Group [2-104](#)
- CLLI-CODE-ID
 - Point of Presence [2-67](#)
- CMS-ID, Call Agent Profile [1-15](#)
- CNAME-SUPP, ISDN Profile [6-11](#)
- CNAM-OPTION, Point of Presence [2-67](#)
- CODEC-NEG-ATTEMPTS, H323 Gateway [7-12](#)
- CODEC-NEG-SUPP
 - H.323 Terminal Profile [7-23](#)

- H323 Trunk Group Profile [7-31](#)
- Media Gateway Profile [2-34](#)
- CODEC-NEG-TIMER, H323 Gateway [7-12](#)
- CODEC-TYPE, Quality of Service [2-74](#)
- COIN-CC, Circuit Code [3-11](#)
- COL-DEFAULT-ALLOWED
 - Signaling System 7 Q767 Trunk Group Profile [4-37](#)
 - SS7 Q761Trunk Group Profile [4-31](#)
- COLLECT-PIN, Customer Group [14-4](#)
- COMMAND-LEVEL, Users [15-8](#)
- CONGEST-PROC, SS7 ANSI Trunk Group Profile [4-21](#)
- CONN-MODE-REQUIRED-IN-MDCX, Media Gateway Profile [2-34](#)
- COS-RESTRICT-ID
 - Authorization Code [5-4](#)
 - Automatic Number Identification [7-2](#)
 - Casual White Black List [5-7](#)
 - II White Black List [7-36](#)
 - International White Black List [5-15](#)
 - Nature of Dial White Black List [5-18](#)
 - North American Numbering Plan White Black List [5-19](#)
 - Subscriber [5-30](#)
 - Subscriber Profile [5-43](#)
 - Trunk Group Feature Data [7-44](#)
- COST, Trunk Group [2-104](#)
- COT-DURATION
 - Signaling System 7 Q767 Trunk Group Profile [4-37](#)
 - SS7 ANSI Trunk Group Profile [4-21](#)
 - SS7 Q761Trunk Group Profile [4-31](#)
- COT-FREQ
 - Signaling System 7 Q767 Trunk Group Profile [4-37](#)
 - SS7 ANSI Trunk Group Profile [4-21](#)
 - SS7 Q761Trunk Group Profile [4-31](#)
- COT-ORIG
 - Signaling System 7 Q767 Trunk Group Profile [4-37](#)
 - SS7 ANSI Trunk Group Profile [4-21](#)
 - SS7 Q761Trunk Group Profile [4-31](#)
- COT-TONE
 - Signaling System 7 Q767 Trunk Group Profile [4-37](#)
 - SS7 ANSI Trunk Group Profile [4-22](#)
 - SS7 Q761Trunk Group Profile [4-31](#)
- COUNTRY
 - Local Access and Transport Area [2-25](#)
 - Point of Presence [2-67](#)
 - Subscriber [5-30](#)
- CPC-ESS
 - Signaling System 7 Q767 Trunk Group Profile [4-37](#)
 - SS7 Q761Trunk Group Profile [4-31](#)
- CPRK-DIGIT-MAP-STRING, Call Park Subscriber Group [13-2](#)
- CPRK-FDN
 - Call Park Subscriber Group [13-2](#)
 - Centrex Group [13-4](#)
- CPSG-ID, Ext2Subscriber [13-10](#)
- CPU, Hardware Monitoring [2-43](#)
- CRG-ABILITY, SS7 Q761Trunk Group Profile [4-31](#)
- CRITICAL-THRESH, Billing Alarm [5-3](#)
- CRITICAL-THRESHOLD, Database Usage [8-2](#)
- CTXG-ID
 - Call Park Subscriber Group [13-2](#)
 - Ext2Subscriber [13-9](#)
 - query call trace [14-2](#)
 - Subscriber [5-30](#)
- CTX-RESTRICT, Ext2Subscriber [13-10](#)
- CURRENT-RECORD-COUNT, Database Usage [8-2](#)
- CUST-GRP-ID
 - ANI White Black List [14-2](#)
 - DN2 Customer Group [14-6](#)
 - II Restrict List [14-7](#)
- CUSTOMER-DN, Customer Originated Trace [7-1](#)
- CUSTOMER-SUPPORT-DN, Point of Presence [2-67](#)
- CUT-THRU, Carrier [3-8](#)

CUT-THRU-BEFORE-ANSWER, ISDN Trunk Group Profile [6-11](#)

CUT-THRU-CC, Circuit Code [3-11](#)

CUT-THRU-PARAM

H323 Trunk Group Profile [7-31](#)

CUT-THRU-PARAM, H.323 Terminal Profile [7-24](#)

DA-CC, Circuit Code [3-10](#)

DATATYPE

Call Agent Configuration [1-11](#)

Call Agent Configuration Base [1-13](#)

Feature Configuration [8-14](#)

Feature Configuration Base [8-15](#)

Feature Profile Base [8-18](#)

DATE-OF-MONTH, Activity [1-3](#)

DAY-OF-MONTH, Activity [1-4](#)

DAY-OF-WEEK, Activity [1-4](#)

DAYS-VALID, User [15-5](#), [15-8](#)

DCHAN-FORMAT, ISDN D-Channel [6-7](#)

DCHAN-INTF, ISDN D-Channel [6-7](#)

DCHAN-PORT, ISDN D-Channel [6-6](#)

DCHAN-SLOT, ISDN D-Channel [6-6](#)

DCHAN-SUBSLOT, ISDN D-Channel [6-7](#)

DCHAN-TYPE, ISDN D-Channel [6-7](#)

DEACTIVATION-OPTION, Outgoing Call Barring Profile [8-24](#)

DEFAULT-BC, SS7 ANSI Trunk Group Profile [4-22](#)

DEFAULT-CHG, Trunk Group [2-104](#)

DEFAULT-CHGNOA, SS7 ANSI Trunk Group Profile [4-22](#)

DEFAULT-CHGNPI, SS7 ANSI Trunk Group Profile [4-22](#)

DEFAULT-OLI, SS7 ANSI Trunk Group Profile [4-23](#)

DEFAULT-POLICY-ID

Policy Percent [3-54](#)

Policy Prefix [3-58](#)

Policy Time of Day [3-64](#)

DEFAULT-POLICY-TYPE

Policy Percent [3-54](#)

Policy Prefix [3-59](#)

Policy Time of Day [3-64](#)

DEFAULT-VALUE

Call Agent Configuration Base [1-13](#)

Feature Profile Base [8-18](#)

DEFAULT-VALUE, Feature Configuration Base [8-15](#)

DEF-VALS, Variable Default [1-31](#)

DEL-DIGITS

Dial Plan [3-18](#)

Trunk Group [2-104](#)

DEL-DIGITS1, Route [3-75](#)

DEL-DIGITS10, Route [3-75](#)

DEL-DIGITS2, Route [3-75](#)

DEL-DIGITS3, Route [3-75](#)

DEL-DIGITS4, Route [3-75](#)

DEL-DIGITS5, Route [3-75](#)

DEL-DIGITS6, Route [3-76](#)

DEL-DIGITS7, Route [3-76](#)

DEL-DIGITS8, Route [3-76](#)

DEL-DIGITS9, Route [3-76](#)

DEPOSIT-CONFIRMATION-FILE, Billing Account Address [5-2](#)

DESCRIPTION

AAA Server Group [2-2](#)

Aggregation [2-4](#)

ANI Screening Profile [7-5](#)

Announcement [2-8](#)

Announcement Trunk Group Profile [2-12](#)

Application Server [8-2](#)

Audio Segment [9-2](#)

Audio Sequence [9-4](#)

Authentication Realm [11-2](#)

Authorization Code Group [5-6](#)

Call Agent Profile [1-16](#)

Call Control Route [4-2](#)

Call Subtype [3-2](#)

Call Type [3-5](#)

Carrier [3-8](#)

Cause Code Map Profile [7-9](#)

- Channel Associated Signaling Profile [2-14](#)
- Ciphersuite Profile [10-5](#)
- Command Level [15-2](#)
- Common Language Location Identifier Code [1-22](#)
- Custom Dial Plan Profile [13-8](#)
- Destination [3-16](#)
- Destination Point Code [4-3](#)
- Dial Plan Profile [3-20](#)
- Digit Manipulation [3-23](#)
- Digit Manipulation Profile [3-28](#)
- Digit Map [3-30](#)
- Electronic Surveillance Server [16-2](#)
- Emergency Number List [1-24](#)
- Exchange Code [2-21](#)
- Feature [8-7](#)
- Feature Configuration [8-14](#)
- Feature Profile Base [8-18](#)
- Feature Server [1-26](#)
- GTD Parameter Values [2-22](#)
- H.323 Terminal Profile [7-24](#)
- H323 Gateway 2 Gateway [7-18](#)
- H323 Trunk Group Profile [7-31](#)
- HTTP Feature Server [11-3](#)
- International Dial Plan [3-35](#)
- International Dial Plan Profile [3-37](#)
- ISDN Trunk Group Profile [6-11](#)
- IVR Script Profile [9-6](#)
- Language [9-8](#)
- Local Service Area Profile [3-43](#)
- Media Gateway Profile [2-34](#)
- Nature of Address Route Profile [3-46](#)
- Nature of Dial [1-27](#)
- Network Element [1-30](#)
- Origination Point Code [4-5](#)
- Outgoing Call Barring Profile [8-24](#)
- Point of Presence [2-67](#)
- Quality of Service [2-74](#)
- Radius Profile [10-17](#)
- Region Code [2-82](#)
- Release Cause [2-83](#)
- Routing Key [4-8](#)
- SCCP Network [4-9](#)
- Script [3-82](#)
- Service [8-28](#)
- Service Logic Host Route [4-13](#)
- Service Logic Host Route Profile [4-14](#)
- Service Provider [7-38](#)
- Serving Domain Name [11-5](#)
- Signal Connection Control Part Route [4-11](#)
- Signaling Gateway [4-16](#)
- Signaling Gateway Group [4-18](#)
- Signaling Gateway Process [4-19](#)
- Signaling System 7 Q767 Trunk Group Profile [4-37](#)
- Softswitch Trunk Group Profile [2-86](#)
- Special Call Type [3-84](#)
- SS7 ANSI Trunk Group Profile [4-23](#)
- SS7 Q761 Trunk Group Profile [4-31](#)
- Stream Control Transmission Protocol Association [4-42](#)
- Stream Control Transmission Protocol Association Profile [4-45](#)
- Subsystem Group [4-51](#)
- Subsystem Profile [4-52](#)
- Technical Prefix Group Profile [7-42](#)
- Timezone [8-32](#)
- Trigger Detection Point [8-42](#)
- Trigger Identification [8-44](#)
- Trigger NOD Escape List [8-46](#)
- Trunk Group [2-104](#)
- Vertical Service Code [8-48](#)
- DEST, IPsec Security Administration [10-14](#)
- DEST-FQDN, IPsec Policy [10-11](#)
- DEST-ID
 - Destination [3-12](#)
 - Dial Plan [3-18](#)
 - International Dial Plan [3-35](#)
 - Nature of Address Route [3-44](#)

- DEST-IPADDR, IPsec Policy [10-11](#)
- DEST-IPMASK, IPsec Policy [10-11](#)
- DEST-PORT, IPsec Policy [10-12](#)
- DIALABLE, Office Code [2-63](#)
- DIAL-PLAN-ID
 - Destination [3-16](#)
 - Service Provider [7-39](#)
 - Subscriber Profile [5-43](#)
 - Trunk Group [2-105](#)
- DID, Office Code [2-64](#)
- DIGIT-MAP-ID
 - Point of Presence [2-67](#)
 - Subscriber Profile [5-43](#)
- DIGIT-PATTERN, Digit Map [3-30](#)
- DIGIT-STRING
 - ANI White Black List [14-2](#)
 - Custom Dial Plan [13-6](#)
 - Dial Plan [3-18](#)
 - DN2 Customer Group [14-5](#)
 - Emergency Number List [1-24](#)
 - Exchange Code [2-21](#)
 - Local Access and Transport Area Map [2-27](#)
 - Local Service Area [3-41](#)
 - National Destination Code [2-59](#)
 - North American Numbering Plan White Black List [5-19](#)
 - Office Code [2-63](#)
 - Policy Origin Dependent Routing [3-49](#)
 - Ported Office Code [2-71](#)
 - Region Code [2-82](#)
 - Region Profile [3-72](#)
 - Special Call Type [3-84](#)
 - Vertical Service Code [8-48](#)
- DIRECTION, Trunk Group [2-105](#)
- DISP-IE-CODESET, ISDN Profile [6-11](#)
- DISP-IE-SUPP, ISDN Trunk Group Profile [6-11](#)
- DISPLAY
 - AAA Server Group [2-2](#)
 - Activity [1-4](#)
 - Activity Base [1-6](#)
 - Aggregation [2-4](#)
 - Alarm [3-6](#)
 - Alarm Log [3-3](#)
 - Alarm or Event Report Properties [3-5](#)
 - ANI Screening [7-4](#)
 - ANI Screening Profile [7-6](#)
 - ANI White Black List [14-2](#)
 - Announcement [2-8](#)
 - Announcement Measurement [12-7](#)
 - Announcement Trunk [2-11](#)
 - Announcement Trunk Group Profile [2-12](#)
 - AOR to Subscriber [5-3](#)
 - Application Server [8-2](#)
 - Audio Segment [9-2](#)
 - Audio Sequence [9-4](#)
 - Authentication Realm [11-2](#)
 - Authorization Code [5-5](#)
 - Authorization Code Group [5-6](#)
 - Automatic Number Identification [7-2](#)
 - Backhaul Set [6-2](#)
 - Batch Data Retrieval (Paging) [1-104](#)
 - Billing File [5-5](#)
 - Billing Record Query [5-8](#)
 - Call Agent [1-10](#)
 - Call Agent Configuration [1-11](#)
 - Call Agent Configuration Base [1-13](#)
 - Call Agent Configuration Base Possible Values [1-18](#)
 - Call Agent Profile [1-16](#)
 - Call Control Route [4-2](#)
 - Call Park Subscriber Group [13-2](#)
 - Call Subtype [3-2](#)
 - Call Type [3-5](#)
 - Call Type Profile [3-6](#)
 - Carrier [3-8](#)
 - Casual White Black List [5-7](#)
 - Cause Code [7-8](#)
 - Cause Code Map Profile [7-9](#)

- Centrex Group [13-4](#)
- Changed Number [5-9](#)
- Channel Associated Signaling Profile [2-14](#)
- Ciphersuite [10-4](#)
- Ciphersuite Profile [10-5](#)
- Circuit Code [3-11](#)
- Class of Service Restriction [8-5](#)
- Command Level [15-2](#)
- Command Table [15-3](#)
- Common Language Location Identifier Code [1-22](#)
- Custom Dial Plan [13-7](#)
- Custom Dial Plan Profile [13-8](#)
- Customer Group [14-4](#)
- Database Usage [8-2](#)
- Destination [3-16](#)
- Destination Point Code [4-4](#)
- Dial Plan [3-18](#)
- Dial Plan Profile [3-20](#)
- Digit Manipulation [3-23](#)
- Digit Manipulation Profile [3-28](#)
- Digit Map [3-30](#)
- Directory Number to Gateway Number [3-31](#)
- Directory Number to Routing Number [3-33](#)
- DN2 Customer Group [14-6](#)
- DN2Subscriber [5-13](#)
- DS1 [2-18](#)
- Electronic Surveillance Server [16-2](#)
- Emergency Number List [1-24](#)
- Event Provisioning [3-10](#)
- Exchange Code [2-21](#)
- Ext2Subscriber [13-10](#)
- Feature [8-8](#)
- Feature Configuration [8-14](#)
- Feature Configuration Base [8-15](#)
- Feature Configuration Base Possible Value [8-17](#)
- Feature Profile Base [8-18](#)
- Feature Server [1-26](#)
- GTD Parameter Values [2-23](#)
- H.323 Terminal Profile [7-24](#)
- H323 Gateway [7-12](#)
- H323 Gateway 2 Gateway [7-18](#)
- H323 Terminal [7-20](#)
- H323 Trunk Group Profile [7-31](#)
- History [10-2](#)
- HTTP Feature Server [11-3](#)
- II Restrict List [14-7](#)
- II White Black List [7-36](#)
- International Dial Plan [3-36](#)
- International Dial Plan Profile [3-37](#)
- International White Black List [5-16](#)
- IPSec Kerberos [10-7](#)
- IPSec Kerberos Old Service Keys [10-10](#)
- IPSec Policy [10-12](#)
- IPSec Security Administration [10-15](#)
- ISDN B-Channel [6-5](#)
- ISDN D-Channel [6-7](#)
- ISDN Interface [6-8](#)
- ISDN Trunk Group Profile [6-11](#)
- IVR Script Profile [9-6](#)
- Language [9-8](#)
- Local Access and Transport Area [2-26](#)
- Local Access and Transport Area Map [2-27](#)
- Local Number Portability Profile [3-39](#)
- Local Service Area [3-42](#)
- Local Service Area Profile [3-43](#)
- MAC to Subscriber [5-17](#)
- Measurement AIN Feature Server Summary [12-2](#)
- Measurement AIN Tools Summary [12-8](#)
- Measurement Billing Summary [12-13, 12-15](#)
- Measurement Call Processing Summary [12-18](#)
- Measurement Call Tools Summary [12-23](#)
- Measurement Dynamic Quality of Service [12-25](#)
- Measurement Event Messaging Summary [12-26](#)
- Measurement H323 Summary [12-28](#)
- Measurement INAP Summary [12-31](#)
- Measurement ISDN Summary [12-34](#)
- Measurement ISUP Summary [12-37](#)

- Measurement M3UA Summary [12-54](#)
- Measurement MGCP Signaling Adapter Summary [12-57](#)
- Measurement PCT Tools Summary [12-59](#)
- Measurement POTS Auto Callback/Recall/Call Rejection Feature Server Summary [12-60](#)
- Measurement POTS Class of Service Feature Server Summary [12-62](#)
- Measurement POTS Customer Originated Trace Feature Server Summary [12-64](#)
- Measurement POTS Local Feature Server Summary [12-65](#)
- Measurement POTS Miscellaneous Feature Server Summary [12-70](#)
- Measurement POTS Screening List Editing Feature Server Summary [12-74](#)
- Measurement SCCP Summary [12-77](#)
- Measurement SCTP Summary [12-80](#)
- Measurement SIA Summary [12-83](#), [12-87](#)
- Measurement SNMP Summary [12-92](#)
- Measurement SUA Summary [12-93](#)
- Measurement TCAP Protocol Summary [12-96](#)
- Measurement TSA Summary [12-103](#)
- Media Gateway [2-29](#)
- Media Gateway Control Protocol Return Code Action [2-54](#)
- Media Gateway Profile [2-35](#)
- Multiline Hunt Group [12-2](#)
- Multiline Hunt Group Preference List [12-7](#)
- Multiline Hunt Group Terminal [12-5](#)
- National Destination Code [2-59](#)
- Nature of Address Route [3-45](#)
- Nature of Address Route Profile [3-46](#)
- Nature of Dial [1-27](#)
- Nature of Dial Restrict List [8-20](#)
- Nature of Dial White Black List [5-18](#)
- Network Element [1-30](#)
- North American Numbering Plan White Black List [5-20](#)
- Office Code [2-64](#)
- Originating Point Code [4-5](#)
- Outgoing Call Barring K Value [8-26](#)
- Outgoing Call Barring Profile [8-24](#)
- Point of Presence [2-67](#)
- Policy NXX [3-47](#)
- Policy Originating Line Information [3-51](#)
- Policy Origin Dependent Routing [3-49](#)
- Policy Percent [3-54](#)
- Policy Point of Presence [3-56](#)
- Policy Prefix [3-59](#)
- Policy Region [3-62](#)
- Policy Time of Day [3-64](#)
- Ported Office Code [2-71](#)
- Quality of Service [2-74](#)
- Radius Profile [10-17](#)
- Region Code [2-82](#)
- Region Profile [3-72](#)
- Release Cause [2-83](#)
- Route [3-76](#)
- Route Guide [3-80](#)
- Routing Key [4-8](#)
- RUDP Backhaul Session [6-18](#)
- SCCP Network [4-9](#)
- Screening List Editing [5-22](#)
- Script [3-82](#)
- Security Summary [15-6](#)
- Service [8-28](#)
- Service Logic Host Route [4-13](#)
- Service Logic Host Route Profile [4-15](#)
- Service Provider [7-39](#)
- Service Trigger [8-30](#)
- Serving Domain Name [11-5](#)
- Signal Connection Control Part Route [4-11](#)
- Signaling Gateway [4-16](#)
- Signaling Gateway Group [4-18](#)
- Signaling Gateway Process [4-19](#)
- Signaling System 7 Circuit Identification Code [4-28](#)
- Signaling System 7 Q767 Trunk Group Profile [4-37](#)

- SIP Timer Profile [11-7](#)
- SIPT ISUP Version Alias [11-9](#)
- SIPT ISUP Version Base [11-11](#)
- Softswitch Trunk Group Profile [2-86](#)
- Special Call Type [3-84](#)
- Speed Call-One Digit [5-24](#)
- Speed Call-Two Digit [5-26](#)
- Split-NPA [15-2](#)
- SS7 ANSI Trunk Group Profile [4-24](#)
- SS7 Q761Trunk Group Profile [4-32](#)
- Static Contact [11-12](#)
- Stream Control Transmission Protocol Association [4-42](#)
- Stream Control Transmission Protocol Association Profile [4-46](#)
- Subscriber [5-30](#)
- Subscriber Feature Data [5-39](#)
- Subscriber Profile [5-44](#)
- Subscriber Service Profile [5-46](#)
- Subscriber Time of Day Schedule [5-48](#)
- Subsystem [4-48](#)
- Subsystem Group [4-51](#)
- Technical Prefix Group [7-41](#)
- Technical Prefix Group Profile [7-42](#)
- Termination [2-95](#)
- Timezone [8-31](#)
- Transaction Queue [18-2](#)
- Trigger Detection Point [8-42](#)
- Trigger Identification [8-44](#)
- Trigger NOD Escape List [8-46](#)
- Trunk [2-99](#)
- Trunk Group [2-105](#)
- Trunk Group Feature Data [7-44](#)
- Trunk Group Measurement [12-101](#)
- Trunk Group Service Profile [2-111, 7-45](#)
- User Authentication [11-14](#)
- User Part Variant [4-54](#)
- User Part Variant Base [4-57](#)
- Users [15-8](#)
- Variable Default [1-31](#)
- Vertical Service Code [8-48](#)
- DIVERSION-HEADER-SUPP, Softswitch Trunk Group Profile [2-86](#)
- DN
 - Directory Number to Gateway Number [3-31](#)
 - Directory Number to Routing Number [3-33](#)
 - DN2Subscriber [5-12](#)
 - Query Call Trace [14-2](#)
 - Screening List Editing [5-22](#)
 - Speed Call-One Digit [5-25](#)
- DN1, Subscriber [5-30](#)
- DN-GROUP, Office Code [2-63](#)
- DNIS-DIGMAN-ID
 - Destination [3-16](#)
 - Dial Plan Profile [3-20](#)
 - Trunk Group [2-105](#)
- DNIS-DIGMAN-ID1, Route [3-76](#)
- DNIS-DIGMAN-ID10, Route [3-76](#)
- DNIS-DIGMAN-ID2, Route [3-76](#)
- DNIS-DIGMAN-ID3, Route [3-76](#)
- DNIS-DIGMAN-ID4, Route [3-76](#)
- DNIS-DIGMAN-ID5, Route [3-76](#)
- DNIS-DIGMAN-ID6, Route [3-76](#)
- DNIS-DIGMAN-ID7, Route [3-76](#)
- DNIS-DIGMAN-ID8, Route [3-76](#)
- DNIS-DIGMAN-ID9, Route [3-77](#)
- DNIS-PATTERN, Customer Group [14-4](#)
- DNS-SRV-ADV-ON-RETRANS-TIMEOUT, Softswitch Trunk Group Profile [2-86](#)
- DNS-SRV-SUPP, Softswitch Trunk Group Profile [2-86](#)
- DN-STATUS, Subscriber [5-31](#)
- DN-TYPE, Screening List Editing [5-23](#)
- DOCSIS-DSCP-TOS, Quality of Service [2-74](#)
- DOCSIS-DSCP-TOS-BITMASK, Quality of Service [2-75](#)
- DOMAIN-NAME, Serving Domain Name [11-5](#)
- DOMAIN-NAME-CACHING-SUPP, Media Gateway Profile [2-35](#)

- DOY1, Policy Time of Day [3-64](#)
- DOY10, Policy Time of Day [3-64](#)
- DOY10-POLICY-ID, Policy Time of Day [3-64](#)
- DOY10-POLICY-TYPE, Policy Time of Day [3-64](#)
- DOY1-POLICY-ID, Policy Time of Day [3-64](#)
- DOY1-POLICY-TYPE, Policy Time of Day [3-65](#)
- DOY2, Policy TOD [3-65](#)
- DOY2-POLICY-ID, Policy Time of Day [3-65](#)
- DOY2-POLICY-TYPE, Policy Time of Day [3-65](#)
- DOY3, Policy Time of Day [3-65](#)
- DOY3-POLICY-ID, Policy Time of Day [3-65](#)
- DOY3-POLICY-TYPE, Policy Time of Day [3-65](#)
- DOY4, Policy Time of Day [3-65](#)
- DOY4-POLICY-ID, Policy Time of Day [3-65](#)
- DOY4-POLICY-TYPE, Policy Time of Day [3-65](#)
- DOY5, Policy Time of Day [3-65](#)
- DOY5-POLICY-ID, Policy Time of Day [3-66](#)
- DOY5-POLICY-TYPE, Policy Time of Day [3-66](#)
- DOY6, Policy Time of Day [3-66](#)
- DOY6-POLICY-ID, Policy Time of Day [3-66](#)
- DOY6-POLICY-TYPE, Policy Time of Day [3-66](#)
- DOY7, Policy Time of Day [3-66](#)
- DOY7-POLICY-ID, Policy Time of Day [3-66](#)
- DOY7-POLICY-TYPE, Policy Time of Day [3-66](#)
- DOY8, Policy Time of Day [3-66](#)
- DOY8-POLICY-ID, Policy Time of Day [3-66](#)
- DOY8-POLICY-TYPE, Policy Time of Day [3-66](#)
- DOY9, Policy Time of Day [3-66](#)
- DOY9-POLICY-ID, Policy Time of Day [3-66](#)
- DOY9-POLICY-TYPE, Policy Time of Day [3-66](#)
- DPC
 - Signaling System 7 Circuit Identification Code [4-28](#)
 - Trunk [2-99](#)
 - Trunk Group [2-105](#)
- DPC-ID
 - Routing Key [4-8](#)
 - Service Logic Host Route [4-12](#)
 - Signal Connection Control Part Route [4-11](#)
- DQOS-CMTS-DSCP-TOS, Quality of Service [2-75](#)
- DQOS-DSCP-TOS-BITMASK, Quality of Service [2-75](#)
- DQOS-SUPP
 - Aggregation [2-4](#)
- DQOS-SUPP, Call Agent Profile [1-16](#)
- DSCP, Stream Control Transmission Protocol Association [4-43](#)
- DTMF-CISCO-RTP-SUPP
 - H.323 Terminal Profile [7-24](#)
 - H323 Trunk Group Profile [7-31](#)
- DTMF-H245-ALPHA-SUPP
 - H323 Trunk Group Profile [7-32](#)
- DTMF-H245-ALPHA-SUPP, H.323 Terminal Profile [7-24](#)
- DTMF-H245-SIGNAL-SUPP, H.323 Terminal Profile [7-25](#)
- DTMF-H245-SIGNAL-SUPP, H323 Trunk Group Profile [7-32](#)
- DTMF-OOB-SUPP, Media Gateway Profile [2-35](#)
- DTMF-PREF-MODE, Quality of Service [2-75](#)
- DTMF-RELAY-METHOD
 - Softswitch Trunk Group Profile [2-87](#)
- DTMF-RFC2833
 - H323 Trunk Group Profile [7-32](#)
- DTMF-RFC2833, H.323 Terminal Profile [7-25](#)
- DUP-RECORDS, Split-NPA [15-3](#)
- DUP-RECORDS-STATUS, Split-NPA [15-3](#)
- DYNAMIC-STATE
 - Trunk Termination [2-25](#)
- E911
 - Channel Associated Signaling Profile [2-14](#)
- EARLY-BKWD-MSG-TMR, Trunk Group [2-105](#)
- EA-USE-PIC1, Subscriber Profile [5-44](#)
- EC
 - Exchange Code [2-21](#)
 - Office Code [2-63](#)
- ECHO-SUPP-REQUIRED
 - Signaling System 7 Q767 Trunk Group Profile [4-37](#)

- Softswitch Trunk Group Profile [2-87](#)
- SS7 ANSI Trunk Group Profile [4-24](#)
- SS7 Q761Trunk Group Profile [4-32](#)
- ECS-METHOD
 - H.323 Terminal Profile [7-25](#)
 - H.323 Trunk Group Profile [7-30](#)
- EC-SUPP, Media Gateway Profile [2-35](#)
- EM-BILLING-SUPP, Call Agent Profile [1-17](#)
- ENABLE
 - Billing Call Detail Block [5-14](#)
 - Hardware Monitoring [2-43](#)
 - Measurement Provisioning [12-75](#)
- ENABLED, Activity [1-4](#)
- ENCRYPT-ALGO
 - Ciphersuite [10-3](#)
 - IPSec Security Administration [10-14](#)
- ENCRYPTION-KEY
 - Electronic Surveillance Server [16-2](#)
 - Radius Profile [10-17](#)
- ENCRYPT-KEY, IPSec Security Administration [10-14](#)
- END-DATE, Split-NPA [15-2](#)
- END-DOW, Subscriber Time of Day Schedule [5-48](#)
- END-RANGE1, Policy Percent [3-52](#)
- END-RANGE2, Policy Percent [3-54](#)
- END-RANGE3, Policy Percent [3-54](#)
- END-RANGE4, Policy Percent [3-54](#)
- END-RANGE5, Policy Percent [3-54](#)
- END-TIME
 - Activity [1-4](#)
 - Alarm [3-6](#)
 - Alarm Log [3-3](#)
 - Announcement Measurements Summary [12-7](#)
 - Billing Record Query [5-8](#)
 - Changed Number [5-9](#)
 - Directory Number to Routing Number [3-33](#)
 - DN2Subscriber [5-13](#)
 - History [10-2](#)
 - Measurement AIN Feature Server Summary [12-2](#)
 - Measurement AIN Tools Summary [12-8](#)
 - Measurement Billing Summary [12-13, 12-15](#)
 - Measurement Call Processing Summary [12-18](#)
 - Measurement Call Tools Summary [12-23](#)
 - Measurement Dynamic Quality of Service [12-25](#)
 - Measurement Event Messaging Summary [12-26](#)
 - Measurement-H323-Summary [12-28](#)
 - Measurement INAP Summary [12-31](#)
 - Measurement ISDN Summary [12-34](#)
 - Measurement ISUP Summary [12-37](#)
 - Measurement M3UA Summary [12-54](#)
 - Measurement MGCP Signaling Adapter Summary [12-57](#)
 - Measurement PCT Tools Summary [12-59](#)
 - Measurement POTS Auto Callback/Recall/Call Rejection Feature Server Summary [12-60](#)
 - Measurement POTS Class of Service Feature Server Summary [12-62](#)
 - Measurement POTS Customer Originated Trace Feature Server Summary [12-64](#)
 - Measurement POTS FS Summary Tokens [12-65](#)
 - Measurement POTS Miscellaneous Feature Server Summary [12-70](#)
 - Measurement POTS Screening List Editing Feature Server Summary [12-74](#)
 - Measurement SCCP Summary [12-77](#)
 - Measurement SCTP Summary [12-80](#)
 - Measurement SIA Summary [12-83](#)
 - Measurement SIM Summary [12-87](#)
 - Measurement SNMP Summary [12-93](#)
 - Measurement SUA Summary [12-94](#)
 - Measurement TCAP Protocol Summary [12-96](#)
 - Measurement TSA Summary [12-103](#)
 - Security Summary [15-6](#)
 - Trunk Group Measurement [12-101](#)
- ENUM-PROFILE, Point of Presence [2-67](#)
- ENUM-SUPP, Point of Presence [2-67](#)
- EP-ACTION, Media Gateway Control Protocol Return Code Action [2-54](#)
- ES-EVENT-SUPP, Aggregation [2-4](#)
- ES-SUPP

- Aggregation [2-4](#)
- Softswitch Trunk Group Profile [2-87](#)
- ES-SUPP, Softswitch Trunk Group Profile [2-87](#)
- EXCHANGE-TYPE
 - SS7 Q761 Trunk Group Profile [4-32](#)
 - SS7 Q767 Trunk Group Profile [4-37](#)
- EXECUTION-COUNTER, Command Scheduler [6-3](#)
- EXT
 - query call trace [14-2](#)
- EXT, Ext2Subscriber [13-9](#)
- EXTERNAL-FEATURE-SERVER, Feature Server [1-26](#)
- EXTERNAL-LNP-DB, Local Number Portability Profile [3-39](#)
- FACIL-IE-CODESET, ISDN Trunk Group Profile [6-11](#)
- FACIL-IE-SUPP, ISDN Trunk Group Profile [6-11](#)
- FACILITY-SUPP
 - H.323 Terminal Profile [7-25](#)
 - H.323 Trunk Group Profile [7-32](#)
- FAIL-CNT, Outgoing Call Barring Profile [8-24](#)
- FAST-ANSWER-SUPP, SS7 ANSI Trunk Group Profile [4-24](#)
- FAX-FAILURE-HANDLING, Media Gateway Profile [2-35](#)
- FAX-INBAND-METHOD, Media Gateway Profile [2-36](#)
- FAX-PREF-MODE, Quality of Service [2-76](#)
- FAX-T38-CAMODE-SUPP
 - H.323 Terminal Profile [7-25](#)
 - H323 Trunk Group Profile [7-32](#)
 - Media Gateway Profile [2-36](#)
- FAX-T38-ENABLED, Quality of Service [2-76](#)
- FAX-T38-GWMODE-SUPP
 - H.323 Terminal Profile [7-25](#)
 - H323 Trunk Group Profile [7-32](#)
 - Media Gateway Profile [2-36](#)
- FDN, DN2Subscriber [5-13](#)
- FEATURE-SERVER-ID
 - Feature [8-7](#)
- Measurement AIN Feature Server Summary [12-2](#)
- Measurement AIN Tools Summary [12-8](#)
- Measurement POTS Auto Callback/Recall/Call Rejection Feature Server Summary [12-60](#)
- Measurement POTS Class of Service Feature Server Summary [12-62](#)
- Measurement POTS Customer Originated Trace Feature Server Summary [12-64](#)
- Measurement POTS Local Feature Server Summary [12-65](#)
- Measurement POTS Miscellaneous Feature Server Summary [12-70](#)
- Measurement POTS Screening List Editing Feature Server Summary [12-74](#)
- Service Trigger [8-30](#)
- FEID, Call Agent Profile [1-16](#)
- FILE, Fresh Download to Active Standby [9-2](#)
- FILENAME
 - Billing File [5-5](#)
 - Billing Record Query [5-8](#)
- FILTERLEVELS, Simple Network Management Protocol Trap Destination [17-5](#)
- FILTERTYPES, Simple Network Management Protocol Trap Destination [17-5](#)
- FIRST, Users [15-8](#)
- FIXED-TIME-INTERVAL, Activity [1-4](#)
- FIXED-TIME-INTERVAL, Activity Base [1-6](#)
- FLIP-CHAN-EXT-BIT, ISDN Profile [6-11](#)
- FNAME
 - Custom Dial Plan [13-7](#)
 - Feature [8-7](#)
 - Feature Configuration [8-14](#)
 - Feature Configuration Base [8-15](#)
 - Feature Configuration Base Possible Value [8-17](#)
 - Feature Profile Base [8-18](#)
 - IVR Script Profile [9-6](#)
 - Nature of Dial Restrict List [8-20](#)
 - Screening List Editing [5-22](#)
 - Subscriber Feature Data [5-38](#)
 - Subscriber Time of Day Schedule [5-47](#)
 - Vertical Service Code [8-48](#)

- FNAME1
 - Feature [8-8](#)
 - Service [8-28](#)
- FNAME10, Service [8-28](#)
- FNAME2
 - Feature [8-8](#)
 - Service [8-28](#)
- FNAME3
 - Feature [8-8](#)
 - Service [8-28](#)
- FNAME4
 - Feature [8-8](#)
 - Service [8-28](#)
- FNAME5
 - Feature [8-8](#)
 - Service [8-28](#)
- FNAME6, Service [8-28](#)
- FNAME7, Service [8-28](#)
- FNAME8, Service [8-28](#)
- FNAME9, Service [8-28](#)
- FORCED
 - Call Agent Profile [1-17](#)
 - Dial Plan [3-18](#)
 - Directory Number to Routing Number [3-33](#)
 - Outgoing Call Barring K Value [8-26](#)
 - Screening List Editing [5-23](#)
 - Subscriber [5-31](#)
- FORWARD-CLI-IN-IAM
 - Signaling System 7 Q767 Trunk Group Profile [4-38](#)
 - SS7 Q761Trunk Group Profile [4-32](#)
- FREQ, Activity [1-3](#)
- FROM-DN
 - ANI Screening [7-3](#)
 - Directory Number to Routing Number [3-33](#)
 - DN2Subscriber [5-13](#)
- FROM-VALUE
 - Call Agent Configuration Base [1-13](#)
 - Feature Profile Base [8-18](#)
- FROM-VALUE, Feature Configuration Base [8-16](#)
- GAIN-VALUE, Quality of Service [2-77](#)
- GAP, Translation [19-2](#)
- GAP-ROUTING, Destination [3-16](#)
- GC-RADIUS-TSAP-ADDR, Aggregation [2-4](#)
- GENDIGIT-IE-CODESET, ISDN Trunk Group Profile [6-11](#)
- GENDIGIT-IE-SUPP, ISDN Trunk Group Profile [6-12](#)
- GENDIGIT-TOD-INFODIGIT, ISDN Trunk Group Profile [6-12](#)
- GK-ID, H323 Gateway 2 Gateway [7-18](#)
- GK-IP-ADDR, H323 Gateway 2 Gateway [7-18](#)
- GK-RAS-PORT, H323 Gateway 2 Gateway [7-18](#)
- GLARE, Trunk Group [2-105](#)
- GN, Directory Number to Gateway Number [3-31](#)
- GROUP-NAME, RUDP Backhaul Session [6-18](#)
- GRP, Subscriber [5-31](#)
- GRP-FEATURE, Feature [8-8](#)
- GTD-MODE, Softswitch Trunk Group Profile [2-87](#)
- GTDPARMS, Softswitch Trunk Group Profile [2-88](#)
- GTD-SUPP, Call Agent Profile [1-17](#)
- GTT-ADDR, Service Logic Host Route [4-13](#)
- GTT-ADDR-TYPE, Service Logic Host Route [4-13](#)
- GTT-REQ, Service Logic Host Route [4-13](#)
- H245-SESSION-MODE
 - H.323 Terminal Profile [7-26](#)
 - H.323 Trunk Group Profile [7-32](#)
- H245 TUNNELING
 - H323 Gateway [7-14](#)
- H245-TUNNELING
 - H.323 Terminal Profile [7-26](#)
 - H.323 Trunk Group Profile [7-33](#)
- H323-CALL-ID, Query Call Trace [14-2](#)
- H323-GW-ID
 - H323 Gateway 2 Gateway [7-18](#)
 - H323 Terminal [7-21](#)
 - Trunk Group [2-106](#)
- H323-TCP-TIMER, H.323 Terminal Profile [7-26](#)
- H323-TERM-ID, Subscriber [5-31](#)

H323-TERM-PROFILE-ID, H323 Terminal 7-20

HA1, User Authentication 11-14

HARD-LIFETIME, IPsec Security Administration 10-15

HB-TIMEOUT, Stream Control Transmission Protocol Association Profile 4-45

HBW, Quality of Service 2-77

HHMMSS, Billing File 5-5

HIGH-WATER-MARK, H323 Gateway 7-12

HM-CC, Circuit Code 3-11

HOP-COUNT, SCCP Network 4-9

HOP-COUNTER

 Signaling System 7 Q767 Trunk Group Profile 4-38

 SS7 ANSI Trunk Group Profile 4-24

 SS7 Q761 Trunk Group Profile 4-32

HOP-COUNTER-MAX, Softswitch Trunk Group Profile 2-88

HOP-COUNTER-SUPP, Softswitch Trunk Group Profile 2-88

HPTIME, Quality of Service 2-77

HTTP-FEATURE-SERVER-ID, Stream Control Transmission Protocol Association 4-43

HUNT-TYPE, Multiline Hunt Group 12-3

ID

 AAA Server Group 2-1

 Activity 1-2

 Activity Base 1-6

 Aggregation 2-3

 Alarm 3-6

 Alarm Log 3-2

 ANI Screening 7-3

 ANI Screening Profile 7-5

 Announcement 2-7

 Announcement Trunk Group Profile 2-12

 Application Server 8-2

 Audio Segment 9-2

 Audio Sequence 9-4

 Authentication Realm 11-2

 Authorization Code 5-4

Authorization Code Group 5-6

Automatic Number Identification 7-2

Call Agent 1-9

Call Agent Profile 1-15

Call Park Subscriber Group 13-2

Carrier 3-8

Cause Code 7-7

Cause Code Map Profile 7-9

Centrex Group 13-4

Channel Associated Signaling Profile 2-14

Ciphersuite 10-2

Ciphersuite Profile 10-5

Class of Service Restriction 8-4

Command Level 15-2

Command Scheduler 6-2

Common Language Location Identifier Code 1-22

Control Application Command 11-8

Custom Dial Plan 13-6

Custom Dial Plan Profile 13-8

Customer Group 14-3

Destination Point Code 4-3, 4-5

Dial Plan 3-18

Dial Plan Profile 3-20

Digit Manipulation 3-23

Digit Manipulation Profile 3-27

Digit Map 3-30

Feature Server 1-25

Fresh Download to Active Standby 9-2

GTD Parameter Values 2-22

H.323 Terminal Profile 7-23

H323 Gateway 7-11

H323 Terminal 7-20

H323 Trunk Group Profile 7-30

HTTP Feature Server 11-3

International Dial Plan 3-35

International Dial Plan Profile 3-37

IPsec Policy 10-11

IPsec Security Administration 10-14

- ISDN Trunk Group Profile [6-10](#)
- Language [9-8](#)
- Local Access and Transport Area [2-25](#)
- Local Number Portability Profile [3-38](#)
- Local Service Area [3-41](#)
- Local Service Area Profile [3-43](#)
- Media Gateway [2-28](#)
- Media Gateway Profile [2-33](#)
- Multiline Hunt Group [12-2](#)
- Multiline Hunt Group Preference List [12-7](#)
- Nature of Address Route [3-44](#)
- Nature of Address Route Profile [3-46](#)
- Network Element [1-30](#)
- Outgoing Call Barring [8-23](#)
- Policy NXX [3-47](#)
- Policy Originating Line Information [3-50](#)
- Policy Origin Dependent Routing [3-49](#)
- Policy Percent [3-52](#)
- Policy Point of Presence [3-55](#)
- Policy Prefix [3-57](#)
- Policy Region [3-61](#)
- Policy Time of Day [3-63](#)
- Radius Profile [10-16](#)
- Region Profile [3-72](#)
- Release Cause [2-83](#)
- Route [3-73](#)
- Route Guide [3-80](#)
- Routing Key [4-7](#)
- SCCP Network [4-9](#)
- Script [3-82](#)
- Service [8-28](#)
- Service Logic Host Route [4-12](#)
- Service Logic Host Route Profile [4-14](#)
- Service Provider [7-38](#)
- Signaling Gateway Group [4-17](#)
- Signaling Gateway Process [4-19](#)
- Signaling System 7 Q767 Trunk Group Profile [4-36](#)
- SIP Timer Profile [11-6](#)
- SIPT ISUP Version Alias [11-9](#)
- SIPT ISUP Version Base [11-10](#)
- Softswitch Trunk Group Profile [2-85](#)
- SS7 ANSI Trunk Group Profile [4-20](#)
- SS7 Q761 Trunk Group Profile [4-30](#)
- Status Application Command [11-7](#)
- Stream Control Transmission Protocol Association [4-42](#)
- Stream Control Transmission Protocol Association Profile [4-45](#)
- Subscriber [5-29](#)
- Subscriber Profile [5-43](#)
- Subsystem [4-47](#)
- Subsystem Profile [4-52](#)
- Technical Prefix Group [7-41](#)
- Technical Prefix Group Profile [7-42](#)
- Termination [2-95](#)
- Timezone [8-31](#)
- Trunk [2-98](#)
- Trunk Group [2-103](#)
- User Part Variant [4-53](#)
- User Part Variant Base [4-56](#)
- IDLE-TIME, Session Management [16-3](#)
- II, II Restrict List [14-7](#)
- II1, II White Black List [7-36](#)
- II10, II White Black List [7-36](#)
- II2, II White Black List [7-37](#)
- II3, II White Black List [7-37](#)
- II4, II White Black List [7-37](#)
- II5, II White Black List [7-37](#)
- II6, II White Black List [7-37](#)
- II7, II White Black List [7-37](#)
- II8, II White Black List [7-37](#)
- II9, II White Black List [7-37](#)
- II-RESTRICT-LIST, Customer Group [14-4](#)
- IKE-CS
 - Aggregation [2-4](#)
 - Electronic Surveillance Server [16-3](#)
 - Media Gateway Profile [2-36](#)

- Radius Profile [10-18](#)
- IKE-GROUP
 - Aggregation [2-5](#)
 - Electronic Surveillance Server [16-3](#)
 - Media Gateway Profile [2-36](#)
 - Radius Profile [10-18](#)
- IKE-KEY
 - Aggregation [2-5](#)
 - Electronic Surveillance Server [16-3](#)
 - Media Gateway Profile [2-36](#)
 - Radius Profile [10-18](#)
- IKE-KEY-ENCR
 - Aggregation [2-5](#)
 - Electronic Surveillance Server [16-3](#)
 - Media Gateway Profile [2-36](#)
 - Radius Profile [10-18](#)
- IKE-SA-LIFETIME
 - Aggregation [2-5](#)
 - Electronic Surveillance Server [16-3](#)
 - Media Gateway Profile [2-37](#)
 - Radius Profile [10-18](#)
- IMMEDIATE-RELEASE, Subscriber [5-31](#)
- INBAND-INFO
 - Channel Associated Signaling Profile [2-14](#)
 - ISDN Trunk Group Profile [6-12](#)
 - Signaling System 7 Q767 Trunk Group Profile [4-38](#)
 - SS7 ANSI Trunk Group Profile [4-24](#)
 - SS7 Q761 Trunk Group Profile [4-32](#)
- INBAND-TONE-AVAILABLE, Softswitch Trunk Group Profile [2-88](#)
- IN-CALL-AGENT, Ported Office Code [2-72](#)
- IN-SFG-COUNT, Centrex Group [13-4](#)
- INTER, Carrier [3-8](#)
- INTERFACE, User Activity [11-9](#)
- INTERFACE-TYPE, ISDN Trunk Group Profile [6-12](#)
- INTERLATA-PFX1-OPT, Subscriber Profile [5-44](#)
- INTERNAL-CND-ONLY, Centrex Group [13-4](#)
- INTERNAL-LNP-DB, Local Number Portability Profile [3-39](#)
- INTERVAL
 - Announcement Measurements Summary [12-7](#)
 - Measurement AIN Feature Server Summary [12-3](#)
 - Measurement AIN Tools Summary [12-9](#)
 - Measurement Billing Summary [12-13, 12-15](#)
 - Measurement Call Processing Summary [12-18](#)
 - Measurement Call Tools Summary [12-23](#)
 - Measurement Dynamic Quality of Service [12-25](#)
 - Measurement Event Messaging Summary [12-27](#)
 - Measurement-H323-Summary [12-28](#)
 - Measurement SIA Summary [12-83](#)
- INTF
 - ISDN B-Channel [6-5](#)
 - ISDN Interface [6-8](#)
 - Trunk [2-99](#)
- INTL, Carrier [3-8](#)
- INTL-CC, Circuit Code [3-11](#)
- INTL-DIAL-PLAN-ID, Dial Plan Profile [3-20](#)
- INTL-OPR-CC, Circuit Code [3-11](#)
- INTL-RESTRICT-TYPE, Class of Service Restriction [8-5](#)
- INTRA, Carrier [3-8](#)
- INTRA-STATE, Destination [3-16](#)
- INVITE-INCOMPLETE-TIMER-SECS, SIP Timer Profile [11-7](#)
- IP-ALIAS, User Activity [11-9](#)
- IPSEC-CMS-CONTROL-PORT
 - Electronic Surveillance Server [16-3](#)
- IPSEC-CMS-CONTROL-PORT, Media Gateway Profile [2-37](#)
- IPSEC-MGW-CONTROL-PORT, Media Gateway Profile [2-37](#)
- IPSEC-SA-ESP-CS
 - Aggregation [2-5](#)
 - Electronic Surveillance Server [16-4](#)
 - Media Gateway Profile [2-37](#)
 - Radius Profile [10-19](#)
- IPSEC-SA-GRACE-PERIOD

- Aggregation [2-5](#)
- Electronic Surveillance Server [16-4](#)
- Media Gateway Profile [2-37](#)
- Radius Profile [10-19](#)
- IPSEC-SA-LIFETIME
 - Aggregation [2-5](#)
 - Electronic Surveillance Server [16-4](#)
 - Media Gateway Profile [2-37](#)
 - Radius Profile [10-19](#)
- IPSEC-ULP-NAME
 - Aggregation [2-6](#)
 - Electronic Surveillance Server [16-4](#)
 - Media Gateway Profile [2-38](#)
 - Radius Profile [10-19](#)
- IP-TOS-PRECEDENCE, Stream Control Transmission Protocol Association [4-43](#)
- IPTOS-RTP-LOWDELAY, Quality of Service [2-78](#)
- IPTOS-RTP-PRECEDENCE, Quality of Service [2-78](#)
- IPTOS-RTP-RELIABILITY, Quality of Service [2-79](#)
- IPTOS-RTP-SUPP, Media Gateway Profile [2-38](#)
- IPTOS-RTP-THROUGHPUT, Quality of Service [2-79](#)
- IPTOS-SIG-LOWDELAY, H323 Gateway [7-12](#)
- IPTOS-SIG-PRECEDENCE, H323 Gateway [7-13](#)
- IPTOS-SIG-RELIABILITY, H323 Gateway [7-13](#)
- IPTOS-SIG-THROUGHPUT, H323 Gateway [7-14](#)
- IRDP, Control Application Command [11-8](#)
- IRR-BANDWIDTH-SUPP, H323 Gateway [7-14](#)
- ISDN-FAREND-INIT, ISDN Trunk Group Profile [6-12](#)
- ISDN-QUERY-SUPP, ISDN Trunk Group Profile [6-12](#)
- ISDN-RESTART-CHAN-SUPP, ISDN Trunk Group Profile [6-12](#)
- ISDN-RESTART-INTERFACE-SUPP, ISDN Trunk Group Profile [6-13](#)
- ISDN-RESTART-PRI-SUPP, ISDN Trunk Group Profile [6-13](#)
- ISDN-SERVICE-UNSUPP, ISDN Trunk Group Profile [6-13](#)
- ITP, Point of Presence [2-68](#)
- IVR, Announcement Trunk Group Profile [2-12](#)
- IVR-ACCESS-MODE, IVR Script Profile [9-6](#)
- IVR-DN, Point of Presence [2-68](#)
- IVR-ROUTE-GUIDE-ID, IVR Script Profile [9-6](#)
- IVR-SCRIPT-PKG-TYPE, IVR Script Profile [9-6](#)
- IW-SPEC, ISDN Trunk Group Profile [6-13](#)
- JIP, Point of Presence [2-68](#)
- KA-TIMER, Aggregation [2-6](#)
- KEEPALIVE-METHOD, Media Gateway Profile [2-38](#)
- KEYS, Command Scheduler [6-2](#)
- KEY-VALUES, Command Scheduler [6-2](#)
- KRB-ACK-FLAG, IPsec Kerberos [10-7](#)
- KRB-EXP-RETRY-TIME, IPsec Kerberos [10-7](#)
- KRB-FQDN, IPsec Kerberos [10-6](#)
- KRB-MAX-OLD-SRV-KEYS, IPsec Kerberos [10-7](#)
- KRB-MAX-RETRY, IPsec Kerberos [10-7](#)
- KRB-MAX-RETRY-TIME, IPsec Kerberos [10-8](#)
- KRB-REALM, IPsec Kerberos [10-6](#)
- KRB-REEST-FLAG, Media Gateway Profile [2-38](#)
- KRB-REEST-SA-ACK-FLAG, IPsec Kerberos [10-8](#)
- KRB-SRV-KEY
 - IPsec Kerberos [10-7](#)
 - IPsec Kerberos Old Service Keys [10-9](#)
- KRB-SRV-KEY-COMP-FLAG, IPsec Kerberos [10-8](#)
- KRB-SRV-KEY-TIMESTAMP, IPsec Kerberos Old Service Keys [10-10](#)
- KRB-TIMEOUT, IPsec Kerberos [10-8](#)
- K-VALUE, Outgoing Call Barring K Value [8-26](#)
- LANGUAGE
 - Script [3-82](#)
 - Subscriber [5-31](#)
- LANGUAGE-ID, Audio Sequence [9-4](#)
- LAST-CHANGED
 - Activity [1-5](#)
 - Changed Number [5-9](#)
 - DN2Subscriber [5-13](#)
- LATA

- LNP Query [14-8](#)
- Point of Presence [2-68](#)
- Toll-free Query [14-6](#)
- LATA-ID, Local Access and Transport Area Map [2-27](#)
- LBW, Quality of Service [2-79](#)
- LECOSS-ROUTE-GUIDE-ID, Point of Presence [2-68](#)
- LEVEL, Event Report [3-12](#)
- LEVEL, Session Management Change Command [16-3](#)
- LGW-H225-PORT, H323 Gateway [7-11](#)
- LICENSED-RECORD-COUNT, Database Usage [8-2](#)
- LIMIT
 - AAA Server Group [2-2](#)
 - Activity [1-5](#)
 - Activity Base [1-6](#)
 - Aggregation [2-6](#)
 - Alarm [3-6](#)
 - Alarm Log [3-3](#)
 - Alarm or Event Report Properties [3-5](#)
 - ANI Screening [7-4](#)
 - ANI Screening Profile [7-6](#)
 - ANI White Black List [14-2](#)
 - Announcement [2-9](#)
 - Announcement Trunk [2-11](#)
 - Announcement Trunk Group Profile [2-12](#)
 - AOR to Subscriber [5-3](#)
 - Application Server [8-2](#)
 - Audio Segment [9-2](#)
 - Audio Sequence [9-4](#)
 - Authentication Realm [11-2](#)
 - Authorization Code [5-5](#)
 - Authorization Code Group [5-6](#)
 - Automatic Number Identification [7-2](#)
 - Backhaul Set [6-2](#)
 - Batch Data Retrieval (Paging) [1-104](#)
 - Billing Account Address [5-2](#)
 - Billing Alarm [5-4](#)
 - Billing Call Detail Block [5-14](#)
 - Billing File [5-5](#)
 - Billing Record Query [5-8](#)
 - Call Agent [1-10](#)
 - Call Agent Configuration [1-11](#)
 - Call Agent Configuration Base [1-13](#)
 - Call Agent Profile [1-17](#)
 - Call Control Route [4-2](#)
 - Call Park Subscriber Group [13-2](#)
 - Call Subtype [3-2](#)
 - Call Type [3-5](#)
 - Call Type Profile [3-6](#)
 - Carrier [3-8](#)
 - Casual White Black List [5-8](#)
 - Cause Code [7-8](#)
 - Cause Code Map Profile [7-10](#)
 - Centrex Group [13-5](#)
 - Changed Number [5-9](#)
 - Channel Associated Signaling Profile [2-15](#)
 - Check Positive Values [1-18](#)
 - Ciphersuite [10-4](#)
 - Ciphersuite Profile [10-5](#)
 - Circuit Code [3-11](#)
 - Class of Service Restriction [8-5](#)
 - Command Level [15-2](#)
 - Command Table [15-3](#)
 - Common Language Location Identifier Code [1-22](#)
 - Custom Dial Plan [13-7](#)
 - Custom Dial Plan Profile [13-8](#)
 - Customer Group [14-4](#)
 - Database Usage [8-3](#)
 - Destination [3-16](#)
 - Destination Point Code [4-4](#)
 - Dial Plan [3-18](#)
 - Dial Plan Profile [3-21](#)
 - Digit Manipulation [3-23](#)
 - Digit Manipulation Profile [3-28](#)
 - Digit Map [3-30](#)

- Directory Number to Gateway Number [3-31](#)
- Directory Number to Routing Number [3-33](#)
- DN2 Customer Group [14-6](#)
- DN2Subscriber [5-14](#)
- DS1 [2-18](#)
- Electronic Surveillance Server [16-4](#)
- Emergency Number List [1-24](#)
- Event Provisioning [3-11](#)
- Exchange Code [2-21](#)
- Ext2Subscriber [13-10](#)
- Feature [8-8](#)
- Feature Configuration [8-14](#)
- Feature Configuration Base [8-16](#)
- Feature Configuration Base Possible Value [8-17](#)
- Feature Profile Base [8-19](#)
- Feature Server [1-26](#)
- GTD Parameter Values [2-23](#)
- H.323 Terminal Profile [7-26](#)
- H323 Gateway [7-14](#)
- H323 Gateway 2 Gateway [7-19](#)
- H323 Terminal [7-21](#)
- H323 Trunk Group Profile [7-33](#)
- History [10-2](#)
- HTTP Feature Server [11-4](#)
- II Restrict List [14-7](#)
- II White Black List [7-37](#)
- International Dial Plan [3-36](#)
- International Dial Plan Profile [3-37](#)
- International White Black List [5-16](#)
- IPSec Kerberos [10-8](#)
- IPSec Kerberos Old Service Keys [10-10](#)
- IPSec Policy [10-12](#)
- IPSec Security Administration [10-15](#)
- ISDN B-Channel [6-5](#)
- ISDN D-Channel [6-7](#)
- ISDN Interface [6-9](#)
- ISDN Trunk Group Profile [6-13](#)
- IVR Script Profile [9-6](#)
- Language [9-8](#)
- Local Access and Transport Area [2-26](#)
- Local Access and Transport Area Map [2-27](#)
- Local Number Portability Profile [3-39](#)
- Local Service Area [3-42](#)
- Local Service Area Profile [3-43](#)
- MAC to Subscriber [5-17](#)
- Media Gateway [2-29](#)
- Media Gateway Control Protocol Return Code Action [2-55](#)
- Media Gateway Profile [2-38](#)
- Multiline Hunt Group [12-3](#)
- Multiline Hunt Group Preference List [12-7](#)
- Multiline Hunt Group Terminal [12-5](#)
- National Destination Code [2-59](#)
- Nature of Address Route [3-45](#)
- Nature of Address Route Profile [3-46](#)
- Nature of Dial [1-27](#)
- Nature of Dial Restrict List [8-21](#)
- Nature of Dial White Black List [5-18](#)
- Network Element [1-30](#)
- North American Numbering Plan White Black List [5-20](#)
- Office Code [2-64](#)
- Originating Point Code [4-6](#)
- Outgoing Call Barring K Value [8-26](#)
- Outgoing Call Barring Profile [8-24](#)
- Point of Presence [2-68](#)
- Policy NXX [3-48](#)
- Policy Originating Line Information [3-51](#)
- Policy Origin Dependent Routing [3-49](#)
- Policy Percent [3-54](#)
- Policy Point of Presence [3-56](#)
- Policy Prefix [3-59](#)
- Policy Region [3-62](#)
- Policy Time of Day [3-66](#)
- Ported Office Code [2-72](#)
- Quality of Service [2-80](#)
- Radius Profile [10-19](#)
- Region Code [2-82](#)

- Region Profile [3-72](#)
- Release Cause [2-84](#)
- Route [3-77](#)
- Route Guide [3-80](#)
- Routing Key [4-8](#)
- RUDP Backhaul Session [6-18](#)
- SCCP Network [4-10](#)
- Screening List Editing [5-23](#)
- Script [3-82](#)
- Security Summary [15-6](#)
- Service [8-29](#)
- Service Logic Host Route [4-14](#)
- Service Logic Host Route Profile [4-15](#)
- Service Provider [7-39](#)
- Service Trigger [8-30](#)
- Serving Domain Name [11-5](#)
- Signal Connection Control Part Route [4-11](#)
- Signaling Gateway [4-16](#)
- Signaling Gateway Group [4-18](#)
- Signaling Gateway Process [4-19](#)
- Signaling System 7 Circuit Identification Code [4-28](#)
- Signaling System 7 Q767 Trunk Group Profile [4-38](#)
- SIP Timer Profile [11-7](#)
- SIPT ISUP Version Alias [11-10](#)
- SIPT ISUP Version Base [11-11](#)
- Softswitch Trunk Group Profile [2-88](#)
- Special Call Type [3-84](#)
- Speed Call-One Digit [5-25](#)
- Speed Call-Two Digit [5-26](#)
- Split-NPA [15-3](#)
- SS7 ANSI Trunk Group Profile [4-24](#)
- SS7 Q761 Trunk Group Profile [4-32](#)
- Static Contact [11-12](#)
- Stream Control Transmission Protocol Association [4-44](#)
- Stream Control Transmission Protocol Association Profile [4-46](#)
- Subscriber [5-31](#)
- Subscriber Feature Data [5-39](#)
- Subscriber Profile [5-44](#)
- Subscriber Service Profile [5-46](#)
- Subscriber Time of Day Schedule [5-48](#)
- Subsystem [4-48](#)
- Subsystem Group [4-51](#)
- Technical Prefix Group [7-41](#)
- Technical Prefix Group Profile [7-42](#)
- Termination [2-96](#)
- Timezone [8-31](#)
- Transaction Queue [18-2](#)
- Trigger Detection Point [8-42](#)
- Trigger Identification [8-44](#)
- Trigger NOD Escape List [8-47](#)
- Trunk [2-99](#)
- Trunk Group [2-106](#)
- Trunk Group Feature Data [7-44](#)
- Trunk Group Service Profile [2-111, 7-46](#)
- User Authentication [11-14](#)
- User Part Variant [4-54](#)
- User Part Variant Base [4-57](#)
- Users [15-8](#)
- Variable Default [1-32](#)
- Vertical Service Code [8-48](#)
- LINE-NUM, DS1 [2-19](#)
- LINE-NUM-END
 - DS1 [2-18](#)
 - Trunk [2-99](#)
- LINE-NUM-START
 - DS1 [2-18](#)
 - Trunk [2-99](#)
- LINE-PREFIX, Media Gateway Profile [2-38](#)
- LINE-TYPE, DS1 [2-19](#)
- LNP-DB-TYPE, Local Number Portability Profile [3-38](#)
- LNP-DP-ID, Point of Presence [2-68](#)
- LNP-QUERY
 - Call Type Profile [3-7](#)
 - Carrier [3-8](#)

- LNP-TRIGGER
 - DN2Subscriber 5-14
 - Subscriber 5-31
- LOCAL-7D-DIALING, Point of Presence 2-68
- LOCAL-CLLI, Trunk Group 2-106
- LOCAL-PFX1-OPT, Subscriber Profile 5-44
- LOCAL-RCVWIN, Stream Control Transmission Protocol Association 4-44
- LOCAL-SSN, Subsystem 4-47
- LOCAL-TRUNK-SELECTION, Announcement Trunk Group Profile 2-13
- LOCK-OUT, Outgoing Call Barring Profile 8-24
- LOW-WATER-MARK, H323 Gateway 7-14
- LPTIME, Quality of Service 2-80
- LSA-ID
 - Point of Presence 2-68
 - Subscriber Profile 5-44
- MAC-ID
 - MAC to Subscriber 5-17
 - Subscriber 5-31
- MAIN-SUB-ID
 - ANI Screening 7-4
 - Centrex Group 13-5
 - Multiline Hunt Group 12-2
 - Trunk Group 2-106
- MAJOR-THRESH, Billing Alarm 5-4
- MAJOR-THRESHOLD, Database Usage 8-3
- MATCH-NOA, Digit Manipulation 3-24
- MATCH-STRING, Digit Manipulation 3-25
- MAX-ASSOC-RETRANS, Stream Control Transmission Protocol Association Profile 4-45
- MAX-BLOCK-MASTER-RANGE
 - User Part Variant 4-54
 - User Part Variant Base 4-57
- MAX-BLOCK-SLAVE-RANGE
 - User Part Variant 4-54
 - User Part Variant Base 4-57
- MAX-CALLS, H.323 Terminal Profile 7-26
- MAX-DIGITS
 - Dial Plan 3-18
 - International Dial Plan 3-36
- MAX-DN-LENGTH, Exchange Code 2-22
- MAX-DQOS-AUTH-BANDWIDTH, Quality of Service 2-80
- MAX-DQOS-SESSIONS, Quality of Service 2-80
- MAX-FORWARDS, Softswitch Trunk Group Profile 2-88
- MAXIMUM-RECORD, Billing Alarm 5-4
- MAXIMUM-SIZE, Billing Alarm 5-4
- MAXIMUM-SPACE, Billing Alarm 5-4
- MAXIMUM-TIME, Billing Alarm 5-4
- MAX-INIT-RETRANS, Stream Control Transmission Protocol Association 4-44
- MAX-INIT-RTO, Stream Control Transmission Protocol Association 4-44
- MAX-K-VALUES, Outgoing Call Barring Profile 8-24
- MAX-LINES, Multiline Hunt Group 12-2
- MAX-PARALLEL-JOBS
 - User Part Variant 4-55
 - User Part Variant Base 4-57
- MAX-PATH-RETRANS, Stream Control Transmission Protocol Association Profile 4-45
- MAX-RECORD-COUNT, Database Usage 8-2
- MAX-RESET-MASTER-RANGE
 - User Part Variant 4-55
 - User Part Variant Base 4-58
- MAX-RESET-SLAVE-RANGE
 - User Part Variant 4-55
 - User Part Variant Base 4-58
- MAX-RESTART-COUNT, ISDN Trunk Group Profile 6-13
- MAX-RTO, Stream Control Transmission Protocol Association Profile 4-46
- MAX-SERVICE-COUNT, ISDN Trunk Group Profile 6-13
- MAX-VOIP-CALLS, H323 Gateway 7-14
- MEMORY, Hardware Monitoring 2-43
- MF-OSS-TYPE, Channel Associated Signaling Profile 2-15
- MGC-ID, Call Agent Profile 1-15, 1-17

- MGCP-3WAY-HSHAKE-SUPP, Media Gateway Profile [2-39](#)
- MGCP-CALEA-SUPP, Media Gateway Profile [2-39](#)
- MGCP-CAP-NEG-REQ, Media Gateway Profile [2-39](#)
- MGCP-CAS-BLOCK-SUPP, Media Gateway Profile [2-39](#)
- MGCP-CMD-SEQ-SUPP, Media Gateway Profile [2-40](#)
- MGCP-CONN-ID-AT-GW-SUPP, Media Gateway Profile [2-40](#)
- MGCP-DEFAULT-PKG, Media Gateway Profile [2-41](#)
- MGCP-DIALTONE-TO-SUPP, Media Gateway Profile [2-41](#)
- MGCP-EP-SPECIFIC-CAP-SUPP, Media Gateway Profile [2-41](#)
- MGCP-ERQNT-SUPP, Media Gateway Profile [2-41](#)
- MGCP-HAIRPIN-SUPP, Media Gateway Profile [2-42](#)
- MGCP-HAIRPIN-Z2-SUPP, Media Gateway Profile [2-42](#)
- MGCP-KEEPALIVE-INTERVAL, Media Gateway Profile [2-42](#)
- MGCP-KEEPALIVE-RETRIES, Media Gateway Profile [2-42](#)
- MGCP-MAX1-RETRIES, Media Gateway Profile [2-43](#)
- MGCP-MAX2-RETRIES, Media Gateway Profile [2-43](#)
- MGCP-MAX-KEEPALIVE-INTERVAL, Media Gateway Profile [2-43](#)
- MGCP-MSG, Media Gateway Control Protocol Return Code Action [2-53](#)
- MGCP-MWI-SUPP, Media Gateway Profile [2-43](#)
- MGCP-NAS-SUPP, Media Gateway Profile [2-43](#)
- MGCP-NE-LOCALNAME-SUPP, Media Gateway Profile [2-43](#)
- MGCP-PIGGYBACK-MSG-SUPP, Media Gateway Profile [2-44](#)
- MGCP-PKG-TYPE
 - DS1 [2-19](#)
 - Trunk Group [2-106](#)
- MGCP-QDISCARD-SUPP, Media Gateway Profile [2-44](#)
- MGCP-QLOOP-SUPP, Media Gateway Profile [2-44](#)
- MGCP-REQ-ID-SUPP, Media Gateway Profile [2-44](#)
- MGCP-RETCODE, Media Gateway Control Protocol Return Code Action [2-53](#)
- MGCP-RSIPSTAR-SUPP, Media Gateway Profile [2-44](#)
- MGCP-RSVP-SUPP, Media Gateway Profile [2-44](#)
- MGCP-TERM-INIT-LEVEL, Media Gateway Profile [2-45](#)
- MGCP-TEST-CONN-SUPP, Media Gateway Profile [2-45](#)
- MGCP-T-LONGTRAN, Media Gateway Profile [2-45](#)
- MGCP-TO-SUPP, Media Gateway Profile [2-45](#)
- MGCP-T-TRAN, Media Gateway Profile [2-45](#)
- MGCP-VARIANT, Media Gateway Profile [2-46](#)
- MGCP-VERSION, Media Gateway Profile [2-46](#)
- MGCP-VMWI-SUPP, Media Gateway Profile [2-46](#)
- MGCP-XDLCX-SUPP, Media Gateway Profile [2-46](#)
- MGW-BACKHAUL-PORT, RUDP Backhaul Session [6-18](#)
- MGW-ID
 - Announcement Trunk [2-10](#)
 - Backhaul Set [6-2](#)
 - DS1 [2-18](#)
 - Multiline Hunt Group Terminal [12-5](#)
 - Subscriber [5-31](#)
 - Termination [2-95](#)
 - Trunk [2-98](#)
- MGW-MONITORING-ENABLED, Call Agent [1-10](#)
- MGW-PROFILE-ID
 - Media Gateway [2-29](#)
 - Media Gateway Control Protocol Return Code Action [2-53](#)
- MGW-TSAP-ADDR, RUDP Backhaul Session [6-18](#)
- MGW-TYPE, Media Gateway Profile [2-47](#)
- MIN-DIGITS
 - Dial Plan [3-18](#)
 - International Dial Plan [3-36](#)
- MIN-DN-LENGTH, Exchange Code [2-22](#)

- MINOR-THRESH, Billing Alarm [5-4](#)
- MINOR-THRESHOLD, Database Usage [8-3](#)
- MIN-RTO, Stream Control Transmission Protocol Association Profile [4-46](#)
- MIN-SE, SIP Timer Profile [11-7](#)
- MISC-UNSUPP
 - H323 Termination Profile [7-27](#)
 - H323 Trunk Group Profile [7-33](#)
- MLHG-ID
 - Multiline Hunt Group Preference List [12-7](#)
 - Multiline Hunt Group Terminal [12-5](#)
 - Query Call Trace [14-2](#)
 - Subscriber [5-32](#)
- MLHG-PREF-LIST-ID, Subscriber [5-32](#)
- MODE, Query Call Trace [14-2](#)
- MODE, Session Management [16-3](#)
- MULTICAST, H323 Gateway 2 Gateway [7-19](#)
- MULTIPLE-LANGUAGE-SUPP, IVR Script Profile [9-7](#)
- MY-LRN, Point of Presence [2-68](#)
- NAME
 - Subscriber [5-32](#)
 - User [15-5](#)
 - Users [15-8](#)
- NANP-DIAL-PLAN, Dial Plan Profile [3-21](#)
- NAT-CC, Circuit Code [3-10](#)
- NAT-DIAL-PLAN-ID, Dial Plan Profile [3-21](#)
- NATIONAL-RESTRICT-TYPE, Class of Service Restriction [8-6](#)
- NATIONAL-WB-LIST, Class of Service Restriction [8-6](#)
- NAT-OPR-CC, Circuit Code [3-10](#)
- NDC
 - Exchange Code [2-21](#)
 - Office Code [2-63](#)
- NET-AP
 - Destination Point Code [4-4](#)
 - Signaling System 7 Circuit Identification Code [4-28](#)
- NET-IND
 - Destination Point Code [4-4](#)
 - SCCP Network [4-10](#)
- NETWORK, Hardware Monitoring [2-43](#)
- NEW-DN, Changed Number [5-9](#)
- NEW-NPA, Split-NPA [15-2](#)
- NEXT-ACTION, Route [3-77](#)
- NEXT-START-DAY, Command Scheduler [6-2](#)
- NFAS-SUPP, ISDN Trunk Group Profile [6-13](#)
- NOA
 - Dial Plan [3-19](#)
 - Nature of Address Route [3-44](#)
- NOA-BASED-ROUTING
 - Dial Plan Profile [3-21](#)
- NO-ANSWER-ACTION, Channel Associated Signaling Profile [2-15](#)
- NO-ANSWER-TIMER, Channel Associated Signaling Profile [2-15](#)
- NOD
 - Custom Dial Plan [13-6](#)
 - Nature of Dial [1-27](#)
 - Nature of Dial Restrict List [8-20](#)
 - Nature of Dial White Black List [5-18](#)
 - Trigger NOD Escape List [8-46](#)
- NODE
 - Control Application Command [11-8](#)
 - Hardware Monitoring [2-43](#)
 - Media Gateway [2-30](#)
- NOD-WB-LIST, Class of Service Restriction [8-6](#)
- NON-SRV-TRANSPORT, Softswitch Trunk Group Profile [2-88](#)
- NO-TEST-TRUNK, Channel Associated Signaling Profile [2-15](#)
- NOUN
 - Command Scheduler [6-2](#)
 - Command Table [15-3](#)
 - History [10-2](#)
 - Variable Default [1-31](#)
- NP-RESERVED, DN2Subscriber [5-14](#)
- NTP-SERVER, User Activity [11-9](#)
- NUMBER

- Alarm [3-7](#)
- Alarm Log [3-3](#)
- Event Provisioning [3-10](#)
- NUM-OF-TRUNKS, Trunk Group [2-106](#)
- NUM-PIN-DIGITS, Customer Group [14-4](#)
- NUM-REPEAT, Announcement [2-9](#)
- OCB-PROFILE-ID
 - Outgoing Call Barring K Value [8-26](#)
 - Point of Presence [2-68](#)
- OFFICE-CODE-INDEX
 - DN2Subscriber [5-12](#)
 - Exchange Code [2-22](#)
 - Office Code [2-64](#)
- OFFICE-SERVICE-ID
 - Point of Presence [2-68](#)
- OFF-NORMAL, Trunk Termination [2-25](#)
- OLD-DN, Changed Number [5-9](#)
- OLD-NPA, Split-NPA [15-2](#)
- OLI
 - Policy Originating Line Information [3-50](#)
 - Subscriber Profile [5-44](#)
- OLI, LNP Query [14-8](#)
- ONWARD-CALL-ROUTING, Local Number Portability Profile [3-39](#)
- OPC, Signaling System 7 Circuit Identification Code [4-29](#)
- OPC-ID
 - Line Information Database Query [14-5](#)
 - LNP Query [14-8](#)
 - Point of Presence [2-69](#)
 - Routing Key [4-7](#)
 - Service Logic Host Route [4-13](#)
 - Signal Connection Control Part Route [4-11](#)
 - Subsystem [4-47](#)
 - Toll-free Query [14-6](#)
- OPER-STATE, Trunk Termination [2-24](#)
- OPER-STATUS
 - DS1 [2-19](#)
 - H323 Gateway [7-15](#)

- Media Gateway [2-30](#)
- Subsystem Group [4-51](#)
- Termination [2-96](#)
- Trunk Group [2-106](#)
- OPR-CC, Circuit Code [3-10](#)
- OP-SERVICES, Carrier [3-8](#)
- ORDER
 - AAA Server Group [2-2](#)
 - Activity [1-5](#)
 - Activity Base [1-6](#)
 - Aggregation [2-6](#)
 - Alarm [3-7](#)
 - Alarm Log [3-3](#)
 - Alarm or Event Report Properties [3-5](#)
 - ANI Screening [7-4](#)
 - ANI Screening Profile [7-6](#)
 - ANI White Black List [14-2](#)
 - Announcement [2-9](#)
 - Announcement Trunk [2-11](#)
 - Announcement Trunk Group Profile [2-13](#)
 - AOR to Subscriber [5-3](#)
 - Application Server [8-2](#)
 - Audio Segment [9-2](#)
 - Audio Sequence [9-5](#)
 - Authentication Realm [11-2](#)
 - Authorization Code [5-5](#)
 - Authorization Code Group [5-6](#)
 - Automatic Number Identification [7-2](#)
 - Backhaul Set [6-2](#)
 - Batch Data Retrieval (Paging) [1-104](#)
 - Billing Account Address [5-2](#)
 - Billing Alarm [5-4](#)
 - Billing Call Detail Block [5-14](#)
 - Billing File [5-5](#)
 - Billing Record Query [5-8](#)
 - Call Agent [1-10](#)
 - Call Agent Configuration [1-12](#)
 - Call Agent Configuration Base [1-13](#)

- Call Agent Configuration Base Possible Values [1-19](#)
- Call Agent Profile [1-17](#)
- Call Control Route [4-2](#)
- Call Park Subscriber Group [13-2](#)
- Call Subtype [3-2](#)
- Call Type [3-5](#)
- Call Type Profile [3-7](#)
- Carrier [3-9](#)
- Casual White Black List [5-8](#)
- Cause Code [7-8](#)
- Cause Code Map Profile [7-10](#)
- Centrex Group [13-5](#)
- Changed Number [5-9](#)
- Channel Associated Signaling Profile [2-15](#)
- Ciphersuite [10-4](#)
- Ciphersuite Profile [10-5](#)
- Circuit Code [3-11](#)
- Class of Service Restriction [8-6](#)
- Command Level [15-2](#)
- Command Table [15-4](#)
- Common Language Location Identifier Code [1-23](#)
- Custom Dial Plan [13-7](#)
- Custom Dial Plan Profile [13-9](#)
- Customer Group [14-4](#)
- Database Usage [8-3](#)
- Destination [3-16](#)
- Destination Point Code [4-4](#)
- Dial Plan [3-19](#)
- Dial Plan Profile [3-21](#)
- Digit Manipulation [3-25](#)
- Digit Manipulation Profile [3-28](#)
- Digit Map [3-30](#)
- Directory Number to Gateway Number [3-32](#)
- Directory Number to Routing Number [3-33](#)
- DN2 Customer Group [14-6](#)
- DN2Subscriber [5-14](#)
- DS1 [2-19](#)
- Electronic Surveillance Server [16-5](#)
- Emergency Number List [1-24](#)
- Event Provisioning [3-11](#)
- Exchange Code [2-22](#)
- Ext2Subscriber [13-10](#)
- Feature [8-8](#)
- Feature Configuration [8-14](#)
- Feature Configuration Base [8-16](#)
- Feature Configuration Base Possible Value [8-17](#)
- Feature Profile Base [8-19](#)
- Feature Server [1-26](#)
- GTD Parameter Values [2-23](#)
- H.323 Terminal Profile [7-27](#)
- H.323 Trunk Group Profile [7-33](#)
- H323 Gateway [7-15](#)
- H323 Gateway 2 Gateway [7-19](#)
- H323 Terminal [7-21](#)
- History [10-3](#)
- HTTP Feature Server [11-4](#)
- II Restrict List [14-7](#)
- II White Black List [7-37](#)
- International Dial Plan [3-36](#)
- International Dial Plan Profile [3-37](#)
- International White Black List [5-16](#)
- IPSec Kerberos [10-8](#)
- IPSec Kerberos Old Service Keys [10-10](#)
- IPSec Policy [10-12](#)
- IPSec Security Administration [10-15](#)
- ISDN B-Channel [6-5](#)
- ISDN D-Channel [6-7](#)
- ISDN Interface [6-9](#)
- ISDN Trunk Group Profile [6-14](#)
- IVR Script Profile [9-7](#)
- Language [9-8](#)
- Local Access and Transport Area [2-26](#)
- Local Access and Transport Area Map [2-27](#)
- Local Number Portability Profile [3-40](#)
- Local Service Area [3-42](#)
- Local Service Area Profile [3-43](#)

- MAC to Subscriber [5-17](#)
- Media Gateway [2-30](#)
- Media Gateway Control Protocol Return Code Action [2-55](#)
- Media Gateway Profile [2-47](#)
- Multiline Hunt Group [12-3](#)
- Multiline Hunt Group Preference List [12-7](#)
- Multiline Hunt Group Terminal [12-5](#)
- National Destination Code [2-60](#)
- Nature of Address Route [3-45](#)
- Nature of Address Route Profile [3-46](#)
- Nature of Dial [1-28](#)
- Nature of Dial Restrict List [8-21](#)
- Nature of Dial White Black List [5-19](#)
- Network Element [1-30](#)
- North American Numbering Plan White Black List [5-20](#)
- Office Code [2-64](#)
- Originating Point Code [4-6](#)
- Outgoing Call Barring K Value [8-27](#)
- Outgoing Call Barring Profile [8-24](#)
- Point of Presence [2-69](#)
- Policy NXX [3-48](#)
- Policy Originating Line Information [3-51](#)
- Policy Origin Dependent Routing [3-50](#)
- Policy Percent [3-54](#)
- Policy Point of Presence [3-57](#)
- Policy Prefix [3-59](#)
- Policy Region [3-62](#)
- Policy Time of Day [3-66](#)
- Ported Office Code [2-72](#)
- Quality of Service [2-80](#)
- Radius Profile [10-19](#)
- Region Code [2-82](#)
- Region Profile [3-72](#)
- Release Cause [2-84](#)
- Route [3-77](#)
- Route Guide [3-81](#)
- Routing Key [4-8](#)
- RUDP Backhaul Session [6-18](#)
- SCCP Network [4-10](#)
- Screening List Editing [5-23](#)
- Script [3-82](#)
- Security Summary [15-6](#)
- Service [8-29](#)
- Service Logic Host Route [4-14](#)
- Service Logic Host Route Profile [4-15](#)
- Service Provider [7-39](#)
- Service Trigger [8-30](#)
- Serving Domain Name [11-5](#)
- Signal Connection Control Part Route [4-12](#)
- Signaling Gateway [4-16](#)
- Signaling Gateway Group [4-18](#)
- Signaling Gateway Process [4-20](#)
- Signaling System 7 Circuit Identification Code [4-29](#)
- Signaling System 7 Q767 Trunk Group Profile [4-38](#)
- SIP Timer Profile [11-7](#)
- SIPT ISUP Version Alias [11-10](#)
- SIPT ISUP Version Base [11-11](#)
- Softswitch Trunk Group Profile [2-89](#)
- Special Call Type [3-84](#)
- Speed Call-One Digit [5-25](#)
- Speed Call-Two Digit [5-26](#)
- Split-NPA [15-3](#)
- SS7 ANSI Trunk Group Profile [4-24](#)
- SS7 Q761Trunk Group Profile [4-32](#)
- Static Contact [11-12](#)
- Stream Control Transmission Protocol Association [4-44](#)
- Stream Control Transmission Protocol Association Profile [4-46](#)
- Subscriber [5-32](#)
- Subscriber Feature Data [5-39](#)
- Subscriber Profile [5-44](#)
- Subscriber Service Profile [5-46](#)
- Subscriber Time of Day Schedule [5-49](#)
- Subsystem [4-49](#)

- Subsystem Group [4-51](#)
- Technical Prefix Group [7-41](#)
- Technical Prefix Group Profile [7-43](#)
- Termination [2-96](#)
- Timezone [8-31](#)
- Transaction Queue [18-2](#)
- Trigger Detection Point [8-42](#)
- Trigger Identification [8-44](#)
- Trigger NOD Escape List [8-47](#)
- Trunk [2-99](#)
- Trunk Group [2-107](#)
- Trunk Group Feature Data [7-44](#)
- Trunk Group Service Profile [2-111, 7-46](#)
- User Authentication [11-14](#)
- User Part Variant [4-55](#)
- User Part Variant Base [4-58](#)
- Users [15-8](#)
- Variable Default [1-32](#)
- Vertical Service Code [8-48](#)
- ORIGIN, Alarm Log [3-3](#)
- ORIG-NUMBER, Billing Record (Query) [5-9](#)
- OSI-SUPP, Media Gateway Profile [2-47](#)
- OSS-SIG, Channel Associated Signaling Profile [2-15](#)
- OSS-SIG-TYPE, Channel Associated Signaling Profile [2-16](#)
- OUTGOING-OVERLAP-MAX-DIGITS
 - Signaling System 7 Q767 Trunk Group Profile [4-38](#)
 - SS7 Q761Trunk Group Profile [4-32](#)
- OUTGOING-OVERLAP-MIN-DIGITS
 - Signaling System 7 Q767 Trunk Group Profile [4-38](#)
 - SS7 Q761Trunk Group Profile [4-32](#)
- OUTPUT, Measurements [12-1](#)
- OUTPUT-TYPE
 - Announcement Measurements Summary [12-8](#)
 - Measurement AIN Feature Server Summary [12-3, 12-96](#)
 - Measurement AIN Tools Summary [12-9](#)
 - Measurement Audit Summary [12-13](#)
 - Measurement Billing Summary [12-16](#)
 - Measurement Call Processing Summary [12-18](#)
 - Measurement Call Tools Summary [12-23](#)
 - Measurement Dynamic Quality of Service [12-25](#)
 - Measurement Event Messaging Summary [12-27](#)
 - Measurement H323 Summary [12-28](#)
 - Measurement INAP Summary [12-32](#)
 - Measurement ISDN Summary [12-34](#)
 - Measurement ISUP Summary [12-37](#)
 - Measurement M3UA Summary [12-54](#)
 - Measurement MGCP Signaling Adapter Summary [12-58](#)
 - Measurement PCT Tools Summary [12-59](#)
 - Measurement POTS Auto Callback/Recall/Call Rejection Feature Server Summary [12-61](#)
 - Measurement POTS Class of Service Feature Server Summary [12-62](#)
 - Measurement POTS Customer Originated Trace Feature Server Summary [12-64](#)
 - Measurement POTS Local Feature Server Summary [12-66](#)
 - Measurement POTS Miscellaneous Feature Server Summary [12-71](#)
 - Measurement POTS Screening List Editing Feature Server Summary [12-75](#)
 - Measurement SCCP Summary [12-78](#)
 - Measurement SCTP Summary [12-80](#)
 - Trunk Group Usage Summary [12-102, 12-103](#)
- OUT-SFG-COUNT, Centrex Group [13-5](#)
- OVERDECADIC-DIGITS-SUPP, Dial Plan Profile [3-21](#)
- OVERDECADIC-DIGIT-SUPP
 - Signaling System 7 Q767 Trunk Group Profile [4-38](#)
 - SS7 Q761Trunk Group Profile [4-33](#)
- OVERFLOW-CARRIER, Customer Group [14-4](#)
- OVERFLOW-DN, Route [3-77](#)
- OVERFLOW-POTS, Customer Group [14-4](#)
- OVERLAP-SUPP
 - Signaling System 7 Q767 Trunk Group Profile [4-38](#)
 - SS7 Q761Trunk Group Profile [4-33](#)

PACKET-TYPE, Media Gateway Profile [2-47](#)

PARALLEL-NETWLOOP-SUPP, Media Gateway Profile [2-47](#)

PARALLEL-TEST-CONN-SUPP, Media Gateway Profile [2-48](#)

PASS-UNREC-PARAM-WITHOUT-PCI, SS7 Q761 Trunk Group Profile [4-33](#)

PASSWORD

Billing Account Address [5-3](#)

H323 Gateway [7-15](#)

User Authentication [11-14](#)

Users [15-8](#)

PCMM-SUPP, Call Agent Profile [1-17](#)

PC-MPTIME-SUPP, Media Gateway Profile [2-48](#)

PERFORM-LNP-QUERY, Trunk Group [2-107](#)

PERIOD, System Health [2-45](#)

PFX-DIGITS

Dial Plan [3-19](#)

Trunk Group [2-107](#)

PFX-DIGITS1, Route [3-77](#)

PFX-DIGITS10, Route [3-77](#)

PFX-DIGITS2, Route [3-77](#)

PFX-DIGITS3, Route [3-77](#)

PFX-DIGITS4, Route [3-77](#)

PFX-DIGITS5, Route [3-77](#)

PFX-DIGITS6, Route [3-78](#)

PFX-DIGITS7, Route [3-78](#)

PFX-DIGITS8, Route [3-78](#)

PFX-DIGITS9, Route [3-78](#)

PIC1, Subscriber [5-32](#)

PIC2, Subscriber [5-32](#)

PIC2-REQD, Point of Presence [2-69](#)

PIC3, Subscriber [5-32](#)

PING, Control Application Command [11-8](#)

PIN-LEN, Outgoing Call Barring Profile [8-24](#)

PIN-LENGTH, Script [3-83](#)

PLATFORM-ID

Routing Key [4-7](#)

Stream Control Transmission Protocol Association [4-42](#)

Subsystem Group [4-50](#)

Subsystem Profile [4-52](#)

PLATFORM-STATE

Audit [4-3](#)

Audit Database [4-2](#)

PLAY-DIAL-TONE, Channel Associated Signaling Profile [2-16](#)

PLAY-RINGBACK-TONE, Channel Associated Signaling Trunk Group Profile [2-16](#)

POINT-CODE

Destination Point Code [4-3](#)

Origination Point Code [4-5](#)

POINT-CODE-TYPE

Destination Point Code [4-3](#)

Origination Point Code [4-5](#)

POLICY-ID

Policy Originating Line Information [3-50](#)

Policy Origin Dependent Routing [3-49](#)

Policy Point of Presence [3-56](#)

Policy Region [3-62](#)

Route Guide [3-80](#)

Subscriber [5-32](#)

POLICY-ID1

Policy Percent [3-53](#)

Policy Time of Day [3-66](#)

POLICY-ID10

Policy Prefix [3-59](#)

Policy Time of Day [3-67](#)

POLICY-ID2

Policy Percent [3-54](#)

Policy Prefix [3-59](#)

Policy Time of Day [3-67](#)

POLICY-ID3

Policy Percent [3-54](#)

Policy Prefix [3-59](#)

Policy Time of Day [3-67](#)

POLICY-ID4

Policy Percent [3-54](#)

Policy Prefix [3-59](#)

- Policy Time of Day [3-67](#)
- POLICY-ID5
 - Policy Percent [3-54](#)
 - Policy Prefix [3-59](#)
 - Policy Time of Day [3-67](#)
- POLICY-ID6
 - Policy Prefix [3-59](#)
 - Policy Time of Day [3-67](#)
- POLICY-ID7
 - Policy Prefix [3-59](#)
 - Policy Time of Day [3-67](#)
- POLICY-ID8
 - Policy Prefix [3-59](#)
 - Policy Time of Day [3-67](#)
- POLICY-ID9
 - Policy Prefix [3-59](#)
 - Policy Time of Day [3-67](#)
- POLICY-SERVER-ID
 - Point of Presence [2-69](#)
 - Subscriber Profile [5-44](#)
- POLICY-TYPE
 - Policy Originating Line Information [3-51](#)
 - Policy Origin Dependent Routing [3-49](#)
 - Policy Point of Presence [3-56](#)
 - Policy Region [3-62](#)
 - Route Guide [3-80](#)
- POLICY-TYPE1
 - Policy Percent [3-53](#)
 - Policy Time of Day [3-67](#)
- POLICY-TYPE10
 - Policy Prefix [3-59](#)
 - Policy Time of Day [3-67](#)
- POLICY-TYPE2
 - Policy Percent [3-54](#)
 - Policy Prefix [3-59](#)
 - Policy Time of Day [3-67](#)
- POLICY-TYPE3
 - Policy Percent [3-55](#)
 - Policy Prefix [3-60](#)
- Policy Time of Day [3-67](#)
- POLICY-TYPE4
 - Policy Percent [3-55](#)
 - Policy Prefix [3-60](#)
 - Policy Time of Day [3-68](#)
- POLICY-TYPE5
 - Policy Percent [3-55](#)
 - Policy Prefix [3-60](#)
 - Policy Time of Day [3-68](#)
- POLICY-TYPE6
 - Policy Prefix [3-60](#)
 - Policy Time of Day [3-68](#)
- POLICY-TYPE7
 - Policy Prefix [3-60](#)
 - Policy Time of Day [3-68](#)
- POLICY-TYPE8
 - Policy Prefix [3-60](#)
 - Policy Time of Day [3-68](#)
- POLICY-TYPE9
 - Policy Prefix [3-60](#)
 - Policy Time of Day [3-68](#)
- POLLING-INTERVAL, Billing Account Address [5-3](#)
- POP, Point of Presence [2-69](#)
- POP-ID
 - Policy Point of Presence [3-55](#)
 - Subscriber Profile [5-43](#)
 - Trunk Group [2-107](#)
- PORTED-IN
 - DN2Subscriber [5-14](#)
 - Subscriber [5-33](#)
- PORT-END
 - DS1 [2-19](#)
 - Termination [2-95](#)
- PORT-START
 - DS1 [2-20](#)
 - Media Gateway Profile [2-48](#)
 - Termination [2-95](#)
- PRACK-FLAG, Softswitch Trunk Group Profile [2-89](#)

- PREFIX10, Policy Prefix [3-60](#)
- PREFIX3, Policy Prefix [3-60](#)
- PREFIX4, Policy Prefix [3-60](#)
- PREFIX5, Policy Prefix [3-60](#)
- PREFIX6, Policy Prefix [3-60](#)
- PREFIX7, Policy Prefix [3-60](#)
- PREFIX8, Policy Prefix [3-60](#)
- PREFIX9, Policy Prefix [3-60](#)
- PRIORITY
 - Ciphersuite [10-3](#)
 - H323 Gateway 2 Gateway [7-19](#)
 - Signaling Gateway [4-16](#)
 - Trunk Group Service Profile [2-111, 7-46](#)
- PRI-RKS-PROFILE-ID, Call Agent Profile [1-17](#)
- PRIVACY, Subscriber [5-33](#)
- PRIVACY-MANAGER-ID
 - Point of Presence [2-69](#)
 - Subscriber [5-33](#)
 - Subscriber Profile [5-44](#)
- PRIVACY-STATUS, Customer Originated Trace [7-2](#)
- PROCESS, Hardware Monitoring [2-44](#)
- PROMPT-METHOD, Class of Service Restriction [8-6](#)
- PROPRIETARY-SUPP, ISDN Profile [6-14](#)
- PROTOCOL-TYPE, Softswitch Trunk Group Profile [2-85](#)
- PROTOCOL-VERSION, Electronic Surveillance Server [16-2](#)
- PROTO-FAM
 - User Part Variant [4-55](#)
 - User Part Variant Base [4-58](#)
- PROTO-TYPE, Ciphersuite [10-3](#)
- PVC, Media Gateway Profile [2-48](#)
- QOS-ID
 - Subscriber [5-33](#)
 - Subscriber Profile [5-45](#)
 - Trunk Group [2-107](#)
- QUERY-ON-RELEASE, Local Number Portability Profile [3-40](#)
- RADIUS-AUTH-KEY, Aggregation [2-6](#)
- RADIUS-PROFILE-ID, AAA Server Group [2-1](#)
- RAS
 - H.323 Terminal Profile [7-27](#)
 - H323 Trunk Group Profile [7-34](#)
- RBK-ON-CONN-SUPP, Media Gateway Profile [2-48](#)
- RBK-ON-INACTIVE-CONN-SUPP, Media Gateway Profile [2-48](#)
- RC, Routing Key [4-7](#)
- RECURRENCE, Command Scheduler [6-3](#)
- RECV-CAUSE-CODE, Cause Code [7-8](#)
- REDIRECT-SUPPORTED, Softswitch Trunk Group Profile [2-89](#)
- REDIR-MAX
 - Signaling System 7 Q767 Trunk Group Profile [4-38](#)
 - SS7 ANSI Trunk Group Profile [4-24](#)
 - SS7 Q761 Trunk Group Profile [4-33](#)
- REFER-ALLOWED, Softswitch Trunk Group Profile [2-89](#)
- REFRESH-DIGIT-MAP, Media Gateway Profile [2-49](#)
- REGION
 - ANI Screening [7-4](#)
 - Policy Region [3-61](#)
 - Region Profile [3-72](#)
 - Subscriber Profile [5-45](#)
 - Trunk Group [2-107](#)
- REGION-CODE, Region Code [2-82](#)
- REGION-PROFILE-ID, Route Guide [3-81](#)
- REGULAR-SPACE, Billing Alarm [5-4](#)
- RELEASE-CAUSE, Local Number Portability Profile [3-40](#)
- REL-TERMINAL1, Multiline Hunt Group Preference List [12-7](#)
- REL-TERMINAL10, Multiline Hunt Group Preference List [12-8](#)
- REL-TERMINAL11, Multiline Hunt Group Preference List [12-8](#)
- REL-TERMINAL12, Multiline Hunt Group Preference List [12-8](#)

- REL-TERMINAL13, Multiline Hunt Group Preference List [12-8](#)
- REL-TERMINAL14, Multiline Hunt Group Preference List [12-8](#)
- REL-TERMINAL15, Multiline Hunt Group Preference List [12-8](#)
- REL-TERMINAL16, Multiline Hunt Group Preference List [12-8](#)
- REL-TERMINAL17, Multiline Hunt Group Preference List [12-8](#)
- REL-TERMINAL18, Multiline Hunt Group Preference List [12-8](#)
- REL-TERMINAL2, Multiline Hunt Group Preference List [12-7](#)
- REL-TERMINAL3, Multiline Hunt Group Preference List [12-7](#)
- REL-TERMINAL4, Multiline Hunt Group Preference List [12-7](#)
- REL-TERMINAL5, Multiline Hunt Group Preference List [12-7](#)
- REL-TERMINAL6, Multiline Hunt Group [12-8](#)
- REL-TERMINAL7, Multiline Hunt Group Preference List [12-8](#)
- REL-TERMINAL8, Multiline Hunt Group Preference List [12-8](#)
- REL-TERMINAL9, Multiline Hunt Group Preference List [12-8](#)
- REMOTE-FAX-PORT-RETRIEVAL-MSG
 - H.323 Terminal Profile [7-27](#)
 - H.323 Trunk Group Profile [7-34](#)
- REMOTE-MGW-ID, Announcement Trunk [2-11](#)
- REMOTE-PORT, Stream Control Transmission Protocol Association [4-42](#)
- REMOTE-SSN, Subsystem [4-47](#)
- REMOTE-SWITCH-LRN, Trunk Group [2-107](#)
- REMOTE-TERM-ID, Announcement Trunk [2-11](#)
- REMOTE-TSAP-ADDR1, Stream Control Transmission Protocol Association [4-42](#)
- REMOTE-TSAP-ADDR2, Stream Control Transmission Protocol Association [4-44](#)
- REPLACE-NOA, Digit Manipulation [3-26](#)
- REPLACE-STRING, Digit Manipulation [3-27](#)
- RESET-SUPPORTED
 - User Part Variant [4-56](#)
 - User Part Variant Base [4-58](#)
- RESOURCE-RESERVATION, Quality of Service [2-80](#)
- RESTART-ENABLED
 - Activity [1-5](#)
 - Activity Base [1-7](#)
- RESULT, History [10-3](#)
- RETRIEVE-FLAG, Stream Control Transmission Protocol Association Profile [4-46](#)
- RETRY-COUNT, Aggregation [2-6](#)
- RGW, Query Call Trace [14-2](#)
- RING-TYPE, DN2Subscriber [5-14](#)
- RING-TYPE-DN1, Subscriber [5-33](#)
- RK-ID, Signal Connection Control Part Route [4-11](#)
- RN, Directory Number to Routing Number [3-33](#)
- RN-SIGNALING-METHOD, Local Number Portability Profile [3-40](#)
- ROUTE, Policy NXX [3-48](#)
- ROUTE-GUIDE-ID
 - Announcement [2-9](#)
 - Carrier [3-9](#)
 - Customer Group [14-5](#)
 - Destination [3-17](#)
 - Service Provider [7-39](#)
- ROUTE-ID
 - Destination [3-17](#)
 - Signaling System 7 Q767 Trunk Group Profile [4-38](#)
 - SS7 Q761Trunk Group Profile [4-33](#)
- ROUTE-TYPE, Destination [3-12](#)
- ROW-ID, ANI Screening [7-3](#)
- RSVP-REQUIRED, Quality of Service [2-80](#)
- RULE, Digit Manipulation [3-23](#)
- SAC-CC, Circuit Code [3-10](#)
- SACK-TIMEOUT, Stream Control Transmission Protocol Association Profile [4-46](#)
- SATELLITE-CIRCUIT
 - Signaling System 7 Q767 Trunk Group Profile [4-38](#)

- Softswitch Trunk Group Profile [2-89](#)
- SS7 ANSI Trunk Group Profile [4-24](#)
- SS7 Q761 Trunk Group Profile [4-33](#)
- SCALE-FACTOR, Softswitch Trunk Group Profile [2-89](#)
- SCCP-NW-ID, Subsystem [4-47](#)
- SCCP-VERSION, Subsystem [4-49](#)
- SCRIPT-ID, Destination [3-17](#)
- SCRIPT-SUPP, Trunk Group [2-107](#)
- SCTP-ASSOC-PROFILE-ID, Stream Control Transmission Protocol Association [4-42](#)
- SDP-ATTRIB-SUPP, Media Gateway Profile [2-49](#)
- SDP-BANDWIDTH-SUPP, Media Gateway Profile [2-49](#)
- SDP-CAP-ENCODE-TYPE, Media Gateway Profile [2-49](#)
- SDP-EMAIL-SUPP, Media Gateway Profile [2-49](#)
- SDP-INFO-SUPP, Media Gateway Profile [2-49](#)
- SDP-ORIGFIELD-SUPP, Media Gateway Profile [2-49](#)
- SDP-PHONE-SUPP, Media Gateway Profile [2-49](#)
- SDP-SESSNAME-SUPP, Media Gateway Profile [2-49](#)
- SDP-TIME-SUPP, Media Gateway Profile [2-49](#)
- SDP-URI-SUPP, Media Gateway Profile [2-49](#)
- SDT, Vertical Service Code [8-48](#)
- SDT-MWI, Subscriber [5-33](#)
- SDT-TYPE
 - Custom Dial Plan [13-5](#)
 - Vertical Service Code [8-49](#)
- SEC-LEVEL, Command Table [15-4](#)
- SEC-RKS-PROFILE-ID, Call Agent Profile [1-17](#)
- SECURE-FQDN
 - AOR to Subscriber [5-3](#)
- SECURITY, H323 Gateway [7-15](#)
- SECURITY-LEVEL, H323 Gateway [7-15](#)
- SEL-POLICY, Trunk Group [2-108](#)
- SEND-ANI, Channel Associated Signaling Profile [2-16](#)
- SEND-ANSWER, Announcement [2-9](#)
- SEND-ATP
 - Softswitch Trunk Group Profile [2-89](#)
 - SS7 ANSI Trunk Group Profile [4-24](#)
- SEND-BDN-AS-CPN, Subscriber [5-34](#)
- SEND-BDN-FOR-EMG, Subscriber [5-34](#)
- SEND-BILLING-DN, Subscriber [5-34](#)
- SEND-CALL-PROCEEDING
 - H.323 Terminal Profile [7-27](#)
 - H.323 Trunk Group Profile [7-34](#)
- SEND-CHN-NONGEO, SS7 ANSI Trunk Group Profile [4-25](#)
- SEND-CHNOLIP, SS7 ANSI Trunk Group Profile [4-25](#)
- SEND-CIC-PARAM, Softswitch Trunk Group Profile [2-89](#)
- SEND-CIP, SS7 ANSI Trunk Group Profile [4-25](#)
- SEND-CIP-NONGEO, SS7 ANSI Trunk Group Profile [4-25](#)
- SEND-CN, Carrier [3-9](#)
- SEND-CPN
 - Softswitch Trunk Group Profile [2-89](#)
 - SS7 ANSI Trunk Group Profile [4-25](#)
- SEND-CPN-PRES, SS7 ANSI Trunk Group Profile [4-25](#)
- SEND-CSP, Carrier [3-9](#)
- SEND-DEST-CIRCUIT-ID
 - H.323 Terminal Profile [7-27](#)
 - H.323 Trunk Group Profile [7-34](#)
- SEND-EARLY-BKWD-MSG, Trunk Group [2-108](#)
- SEND-FS-CALLP
 - H.323 Terminal Profile [7-27](#)
 - H.323 Trunk Group Profile [7-34](#)
- SEND-FULL-E164, Softswitch Trunk Group Profile [2-90](#)
- SEND-GAP
 - Softswitch Trunk Group Profile [2-90](#)
 - SS7 ANSI Trunk Group Profile [4-25](#)
- SEND-GN
 - Softswitch Trunk Group Profile [2-90](#)
 - SS7 ANSI Trunk Group Profile [4-25](#)
- SEND-GROUP-DN, ISDN Trunk Group Profile [6-14](#)

- SEND-HOPCOUNTER, SS7 ANSI Trunk Group Profile [4-25](#)
- SEND-JIP
 - Softswitch Trunk Group Profile [2-90](#)
 - SS7 ANSI Trunk Group Profile [4-25](#)
- SEND-NOTIFICATION, SS7 ANSI Trunk Group Profile [4-25](#)
- SEND-OCN
 - Softswitch Trunk Group Profile [2-90](#)
 - SS7 ANSI Trunk Group Profile [4-26](#)
- SEND-RDN-AS-CPN, Trunk Group [2-108](#)
- SEND-REDIRCAP, SS7 ANSI Trunk Group Profile [4-26](#)
- SEND-REDIRCOUNTER, SS7 ANSI Trunk Group Profile [4-26](#)
- SEND-REDIRINFO, SS7 ANSI Trunk Group Profile [4-26](#)
- SEND-REDIR-NUM
 - Softswitch Trunk Group Profile [2-90](#)
 - SS7 ANSI Trunk Group Profile [4-26](#)
- SEND-SERVICECODE, SS7 ANSI Trunk Group Profile [4-26](#)
- SEND-SIP-181-RESP, Softswitch Trunk Group Profile [2-90](#)
- SEND-SRC-CIRCUIT-ID
 - H.323 Terminal Profile [7-28](#)
 - H.323 Trunk Group Profile [7-34](#)
- SEND-TRANSREQ, SS7 ANSI Trunk Group Profile [4-26](#)
- SENSOR-ID
 - Point of Presence [2-69](#)
- SEQ, Audio Sequence [9-4](#)
- SEQUENCE-NUM, Transaction Queue [18-2](#)
- SEQUENCE-NUMBER, Billing File [5-6](#)
- SERVER-TYPE, AAA Server Group [2-2](#)
- SERVER-TYPE, Radius Profile [10-20](#)
- SERVICE, Hardware Monitoring [2-44](#)
- SERVICE-ID
 - Service Trigger [8-30](#)
 - Subscriber Profile [5-45](#)
 - Subscriber Service Profile [5-46](#)
 - Trunk Group Service Profile [2-111, 7-45](#)
- SERVICE-TYPE, Billing Record (Query) [5-9](#)
- SESSION, History [10-3](#)
- SESSION-EXPIRES-DELTA-SECS, SIP Timer Profile [11-7](#)
- SESSION-NAME, RUDP Backhaul Session [6-18](#)
- SESSION-TIMER-ALLOWED, Softswitch Trunk Group Profile [2-90](#)
- SET-ID
 - Backhaul Set [6-2](#)
 - ISDN D-Channel [6-6](#)
 - RUDP Backhaul Session [6-17](#)
- SET-NAME, Backhaul Set [6-2](#)
- SEVERITY
 - Alarm Log [3-4](#)
 - Alarm Report [3-8](#)
- SFG-CONTROL, Centrex Group [13-5](#)
- SFTP-SUPP, Billing Account Address [5-3](#)
- SG1-2D, Signaling Gateway Group [4-18](#)
- SG1-ID, Signaling Gateway Group [4-17](#)
- SG-GRP-ID, Routing Key [4-7](#)
- SGP-ID, Stream Control Transmission Protocol Association [4-44](#)
- SHELL, User [15-9](#)
- SI
 - Call Control Route [4-2](#)
 - Routing Key [4-7](#)
- SIGNAL-PORTED-NUMBER, Trunk Group [2-109](#)
- SIG-TOS-LOWDELAY, Backhaul Set [6-3](#)
- SIG-TOS-PRECEDENCE, Backhaul Set [6-3](#)
- SIG-TOS-RELIABILITY, Backhaul Set [6-3](#)
- SIG-TOS-SUPP, Backhaul Set [6-4](#)
- SIG-TOS-THROUGHPUT, Backhaul Set [6-4](#)
- SILENT-SUPPRESS-SUP, Quality of Service [2-81](#)
- SIP-CALL-ID, Query Call Trace [14-3](#)
- SIP-SIG-LOWDELAY, Softswitch Trunk Group Profile [2-90](#)
- SIP-SIG-PRECEDENCE, Softswitch Trunk Group Profile [2-91](#)

- SIP-SIG-RELIABILITY, Softswitch Trunk Group Profile [2-91](#)
- SIP-SIG-THROUGHPUT, Softswitch Trunk Group Profile [2-92](#)
- SIP-TIMER-PROFILE-ID, Softswitch Trunk Group Profile [2-92](#)
- SIPT-ISUP-BASE, Softswitch Trunk Group Profile [2-92](#)
- SIPT-ISUP-VER, Softswitch Trunk Group Profile [2-92](#)
- SK, Feature [8-8](#)
- SLOT, DS1 [2-18](#)
- SLOT-END
 - DS1 [2-18](#)
 - Trunk [2-99](#)
- SLOT-PREFIX, Media Gateway Profile [2-49](#)
- SLOT-START
 - DS1 [2-18](#)
 - Trunk [2-100](#)
- SO-ENABLED
 - Activity [1-5](#)
 - Activity Base [1-7](#)
- SOFT-LIFETIME, IPsec Security Administration [10-15](#)
- SOFTSW-TSAP-ADDR, Trunk Group [2-109](#)
- SOURCE
 - Security Summary [15-6](#)
 - Subscriber Termination Status [2-18](#)
 - Trunk Termination Status [2-25](#)
- SOURCE-BASED-ROUTING, H323 Gateway [7-16](#)
- SPARE1-SUPP, Media Gateway Profile [2-50](#)
- SPARE2-SUPP, Media Gateway Profile [2-51](#)
- SP-BASED-ROUTING, Service Provider [7-39](#)
- SPI, IPsec Security Administration [10-14](#)
- SP-ID
 - Carrier [3-9](#)
 - Technical Prefix Group [7-41](#)
 - Trunk Group [2-109](#)
- SPLIT-NPA, Dial Plan [3-19](#)
- SPVC, Media Gateway Profile [2-51](#)
- SRC, IPsec Security Administration [10-16](#)
- SRC-FQDN, IPsec Policy [10-12](#)
- SRC-IPADDR, IPsec Policy [10-12](#)
- SRC-IPMASK, IPsec Policy [10-12](#)
- SRC-PORT, IPsec Policy [10-12](#)
- SRV-KEY-VERSION
 - IPsec Kerberos [10-7](#)
 - IPsec Kerberos Old Service Keys [10-9](#)
- SSN-ID
 - Routing Key [4-8](#)
 - Service Logic Host Route [4-13](#)
- START
 - Authorization Code Group [5-6](#)
- START-DATE
 - Split-NPA [15-2](#)
 - Users [15-9](#)
- START-DOW1, Policy Time of Day [3-68](#)
- START-DOW10, Policy Time of Day [3-68](#)
- START-DOW2, Policy Time of Day [3-68](#)
- START-DOW3, Policy Time of Day [3-68](#)
- START-DOW4, Policy Time of Day [3-68](#)
- START-DOW5, Policy Time of Day [3-68](#)
- START-DOW6, Policy Time of Day [3-68](#)
- START-DOW7, Policy Time of Day [3-68](#)
- START-DOW8, Policy Time of Day [3-68](#)
- START-DOW9, Policy Time of Day [3-68](#)
- START-ROW [2-100](#)
 - AAA Server Group [2-2](#)
 - Activity [1-5](#)
 - Activity Base [1-7](#)
 - Aggregation [2-6](#)
 - Alarm [3-7](#)
 - Alarm Log [3-4](#)
 - Alarm or Event Report Properties [3-5](#)
 - ANI Screening [7-4](#)
 - ANI Screening Profile [7-6](#)
 - ANI White Black List [14-2](#)
 - Announcement [2-9](#)
 - Announcement Trunk [2-11](#)

- Announcement Trunk Group Profile [2-13](#)
- AOR to Subscriber [5-3](#)
- Application Server [8-2](#)
- Audio Segment [9-2](#)
- Audio Sequence [9-5](#)
- Authentication Realm [11-2](#)
- Authorization Code [5-5](#)
- Automatic Number Identification [7-2](#)
- Backhaul Set [6-4](#)
- Batch Data Retrieval (Paging) [1-104](#)
- Billing Account Address [5-3](#)
- Billing Alarm [5-4](#)
- Billing Call Detail Block [5-14](#)
- Billing File [5-6](#)
- Billing Record Query [5-10](#)
- Call Agent [1-10](#)
- Call Agent Configuration [1-12](#)
- Call Agent Configuration Base [1-14](#)
- Call Agent Configuration Base Possible Values [1-19](#)
- Call Agent Profile [1-17](#)
- Call Control Route [4-2](#)
- Call Park Subscriber Group [13-2](#)
- Call Subtype [3-2](#)
- Call Type [3-5](#)
- Call Type Profile [3-7](#)
- Carrier [3-9](#)
- Casual White Black List [5-8](#)
- Cause Code [7-8](#)
- Cause Code Map Profile [7-10](#)
- Centrex Group [13-5](#)
- Changed Number [5-10](#)
- Channel Associated Signaling Profile [2-16](#)
- Ciphersuite [10-4](#)
- Ciphersuite Profile [10-5](#)
- Circuit Code [3-11](#)
- Class of Service Restriction [8-6](#)
- Command Level [15-2](#)
- Command Table [15-4](#)
- Common Language Location Identifier Code [1-23](#)
- Custom Dial Plan [13-7](#)
- Custom Dial Plan Profile [13-9](#)
- Customer Group [14-5](#)
- Database Usage [8-3](#)
- Destination [3-17](#)
- Destination Point Code [4-4](#)
- Dial Plan [3-19](#)
- Dial Plan Profile [3-21](#)
- Digit Manipulation [3-27](#)
- Digit Manipulation Profile [3-28](#)
- Digit Map [3-30](#)
- Directory Number to Gateway Number [3-32](#)
- Directory Number to Routing Number [3-33](#)
- DN2 Customer Group [14-6](#)
- DN2Subscriber [5-14](#)
- DS1 [2-20](#)
- Electronic Surveillance Server [16-5](#)
- Emergency Number List [1-24](#)
- Event Provisioning [3-11](#)
- Exchange Code [2-22](#)
- Ext2Subscriber [13-10](#)
- Feature [8-8](#)
- Feature Configuration [8-14](#)
- Feature Configuration Base [8-16](#)
- Feature Configuration Base Possible Value [8-17](#)
- Feature Profile Base [8-19](#)
- Feature Server [1-26](#)
- GTD Parameter Values [2-23](#)
- H.323 Terminal Profile [7-28](#)
- H323 Gateway [7-16](#)
- H323 Gateway 2 Gateway [7-19](#)
- H323 Terminal [7-21](#)
- H323 Trunk Group Profile [7-34](#)
- History [10-3](#)
- HTTP Feature Server [11-4](#)
- II Restrict List [14-7](#)
- II White Black List [7-37](#)

- International Dial Plan [3-36](#)
- International Dial Plan Profile [3-37](#)
- International White Black List [5-16](#)
- IPSec Kerberos [10-8](#)
- IPSec Kerberos Old Service Keys [10-10](#)
- IPSec Policy [10-12](#)
- IPSec Security Administration [10-16](#)
- ISDN B-Channel [6-5](#)
- ISDN D-Channel [6-7](#)
- ISDN Interface [6-9](#)
- ISDN Trunk Group Profile [6-14](#)
- IVR Script Profile [9-7](#)
- Language [9-8](#)
- Local Access and Transport Area [2-26](#)
- Local Access and Transport Area Map [2-27](#)
- Local Number Portability Profile [3-40](#)
- Local Service Area [3-42](#)
- Local Service Area Profile [3-43](#)
- MAC to Subscriber [5-17](#)
- Media Gateway [2-30](#)
- Media Gateway Control Protocol Return Code Action [2-55](#)
- Media Gateway Profile [2-51](#)
- Multiline Hunt Group [12-3](#)
- Multiline Hunt Group Preference List [12-8](#)
- Multiline Hunt Group Terminal [12-5](#)
- National Destination Code [2-60](#)
- Nature of Address Route [3-45](#)
- Nature of Address Route Profile [3-46](#)
- Nature of Dial [1-28](#)
- Nature of Dial Restrict List [8-21](#)
- Nature of Dial White Black List [5-19](#)
- Network Element [1-30](#)
- North American Numbering Plan White Black List [5-20](#)
- Office Code [2-64](#)
- Originating Point Code [4-6](#)
- Outgoing Call Barring K Value [8-27](#)
- Outgoing Call Barring Profile [8-25](#)
- Point of Presence [2-69](#)
- Policy NXX [3-48](#)
- Policy Originating Line Information [3-51](#)
- Policy Origin Dependent Routing [3-50](#)
- Policy Percent [3-55](#)
- Policy Point of Presence [3-57](#)
- Policy Prefix [3-60](#)
- Policy Region [3-63](#)
- Policy Time of Day [3-68](#)
- Ported Office Code [2-72](#)
- Quality of Service [2-81](#)
- Radius Profile [10-20](#)
- Region Code [2-82](#)
- Region Profile [3-72](#)
- Release Cause [2-84](#)
- Route [3-78](#)
- Route Guide [3-81](#)
- Routing Key [4-8](#)
- RUDP Backhaul Session [6-18](#)
- SCCP Network [4-10](#)
- Screening List Editing [5-23](#)
- Script [3-83](#)
- Security Summary [15-6](#)
- Service [8-29](#)
- Service Logic Host Route [4-14](#)
- Service Logic Host Route Profile [4-15](#)
- Service Provider [7-39](#)
- Service Trigger [8-30](#)
- Serving Domain Name [11-5](#)
- Signal Connection Control Part Route [4-12](#)
- Signaling Gateway [4-17](#)
- Signaling Gateway Group [4-18](#)
- Signaling Gateway Process [4-20](#)
- Signaling System 7 Circuit Identification Code [4-29](#)
- Signaling System 7 Q767 Trunk Group Profile [4-39](#)
- SIP Timer Profile [11-7](#)
- SIPT ISUP Version Alias [11-10](#)

SIPT ISUP Version Base [11-11](#)
 Softswitch Trunk Group Profile [2-92](#)
 Special Call Type [3-84](#)
 Speed Call-One Digit [5-25](#)
 Speed Call-Two Digit [5-26](#)
 Split-NPA [15-3](#)
 SS7 ANSI Trunk Group Profile [4-26](#)
 SS7 Q761 Trunk Group Profile [4-33](#)
 Static Contact [11-12](#)
 Stream Control Transmission Protocol Association [4-44](#)
 Stream Control Transmission Protocol Association Profile [4-46](#)
 Subscriber [5-34](#)
 Subscriber Feature Data [5-39](#)
 Subscriber Profile [5-45](#)
 Subscriber Service Profile [5-46](#)
 Subscriber Time of Day Schedule [5-49](#)
 Subsystem [4-49](#)
 Subsystem Group [4-51](#)
 Technical Prefix Group [7-41](#)
 Technical Prefix Group Profile [7-43](#)
 Termination [2-96](#)
 Timezone [8-32](#)
 Transaction Queue [18-2](#)
 Trigger Detection Point [8-42](#)
 Trigger Identification [8-44](#)
 Trigger NOD Escape List [8-47](#)
 Trunk [2-100](#)
 Trunk Group [2-109](#)
 Trunk Group Feature Data [7-44](#)
 Trunk Group Service Profile [2-111, 7-46](#)
 User Authentication [11-14](#)
 User Part Variant [4-56](#)
 User Part Variant Base [4-58](#)
 Users [15-9](#)
 Variable Default [1-32](#)
 Vertical Service Code [8-49](#)

START-TIME

Activity [1-5](#)
 Alarm [3-7](#)
 Alarm Log [3-4](#)
 Announcement Measurement [12-8](#)
 Billing Record Query [5-10](#)
 Changed Number [5-10](#)
 Command Scheduler [6-2](#)
 Directory Number to Routing Number [3-34](#)
 DN2Subscriber [5-15](#)
 History [10-3](#)
 Measurement AIN Services Feature Server Summary [12-3](#)
 Measurement AIN Tools Summary [12-9](#)
 Measurement Audit Summary [12-14](#)
 Measurement Billing Summary [12-16](#)
 Measurement Call Processing Summary [12-19](#)
 Measurement Dynamic Quality of Service [12-24, 12-25](#)
 Measurement Event Messaging Summary [12-27](#)
 Measurement-H323-Summary [12-28](#)
 Measurement INAP Summary [12-32](#)
 Measurement ISDN Summary [12-35](#)
 Measurement ISUP Summary [12-38](#)
 Measurement M3UA Summary [12-54](#)
 Measurement MGCP Signaling Adapter Summary [12-58](#)
 Measurement PCT Tools Summary [12-59](#)
 Measurement POTS Auto Callback/Recall/Call Rejection Feature Server Summary [12-61](#)
 Measurement POTS Class of Service Feature Server Summary [12-62](#)
 Measurement POTS Customer Originated Trace Feature Server Summary [12-65](#)
 Measurement POTS Local Feature Server Summary [12-66](#)
 Measurement POTS Miscellaneous Feature Server Summary [12-71](#)
 Measurement POTS Screening List Editing Feature Server Summary [12-75](#)
 Measurement SCCP Summary [12-78](#)
 Measurement SCTP Summary [12-81](#)

- Measurement SIA Summary [12-84](#)
- Measurement SIM Summary [12-87](#)
- Measurement SNMP Summary [12-93](#)
- Measurement SUA Summary [12-94](#)
- Measurement TCAP Protocol Summary [12-96](#)
- Measurement TSA Summary [12-103](#)
- Security Summary [15-6](#)
- Trunk Group Measurement [12-102](#)
- START-TIME1, Policy Time of Day [3-69](#)
- START-TIME10, Policy Time of Day [3-69](#)
- START-TIME2, Policy Time of Day [3-69](#)
- START-TIME3, Policy Time of Day [3-69](#)
- START-TIME4, Policy Time of Day [3-69](#)
- START-TIME5, Policy Time of Day [3-69](#)
- START-TIME6, Policy Time of Day [3-69](#)
- START-TIME7, Policy Time of Day [3-69](#)
- START-TIME8, Policy Time of Day [3-69](#)
- START-TIME9, Policy Time of Day [3-69](#)
- STATE
 - Billing File [5-6](#)
 - Local Access and Transport Area [2-25](#)
 - Point of Presence [2-70](#)
 - Subscriber [5-34](#)
- STATEMENT, Transaction Queue [18-2](#)
- STATIC-CONTACT-HOST, Static Contact [11-12](#)
- STATIC-CONTACT-PORT, Static Contact [11-12](#)
- STATIC-CONTACT-USER, Static Contact [11-12](#)
- STATIC-STATE, Trunk Termination [2-25](#)
- STATUS
 - AOR to Subscriber [5-3](#)
 - Carrier [3-9](#)
 - DN2Subscriber [5-12](#)
 - DS1 [2-20](#)
 - H323 Gateway [7-16](#)
 - H323 Terminal [7-21](#)
 - Media Gateway [2-30](#)
 - Stream Control Transmission Protocol Association [4-44](#)
 - Subscriber [5-35](#)
 - Subsystem [4-49](#)
 - Subsystem Group [4-51](#)
 - Termination [2-96](#)
 - Transaction Queue [18-3](#)
 - Trunk Group [2-109](#)
 - STATUS-ENQ-TIMER, H323 Gateway [7-17](#)
 - STATUS-MONITORING, Trunk Group [2-109](#)
 - STD-CAUSE-CODE, Cause Code [7-8](#)
 - STOP-DOW1, Policy Time of Day [3-70](#)
 - STOP-DOW10, Policy Time of Day [3-70](#)
 - STOP-DOW2, Policy Time of Day [3-70](#)
 - STOP-DOW3, Policy Time of Day [3-70](#)
 - STOP-DOW4, Policy Time of Day [3-70](#)
 - STOP-DOW5, Policy Time of Day [3-70](#)
 - STOP-DOW6, Policy Time of Day [3-70](#)
 - STOP-DOW7, Policy Time of Day [3-70](#)
 - STOP-DOW8, Policy Time of Day [3-70](#)
 - STOP-DOW9, Policy Time of Day [3-70](#)
 - STOP-TIME1
 - Policy Time of Day [3-70](#)
 - Subscriber Time of Day Schedule [5-48](#)
 - STOP-TIME10, Policy Time of Day [3-70](#)
 - STOP-TIME2, Policy Time of Day [3-70](#)
 - STOP-TIME3, Policy Time of Day [3-70](#)
 - STOP-TIME4, Policy Time of Day [3-70](#)
 - STOP-TIME5, Policy Time of Day [3-71](#)
 - STOP-TIME6, Policy Time of Day [3-71](#)
 - STOP-TIME7, Policy Time of Day [3-71](#)
 - STOP-TIME8, Policy Time of Day [3-71](#)
 - STOP-TIME9, Policy Time of Day [3-71](#)
- SUB-ID
 - AOR to Subscriber [5-3](#)
 - Customer Originated Trace [7-2](#)
 - DN2Subscriber [5-15](#)
 - Ext2Subscriber [13-10](#)
 - H323 Terminal [7-21](#)
 - MAC to Subscriber [5-17](#)
 - Screening List Editing [5-22](#)
 - Speed Call-One Digit [5-24](#)

- Speed Call-Two Digit [5-26](#)
- Subscriber Feature Data [5-38](#)
- Subscriber Service Profile [5-46](#)
- Subscriber Time of Day Schedule [5-47](#)
- Termination [2-96](#)
- SUB-PROFILE-ID, Subscriber [5-29](#)
- SUB-SVC, SCCP Network [4-10](#)
- SUBSYSTEM-GRP-ID
 - Routing Key [4-7](#)
 - Service Logic Host Route [4-13](#)
 - Signal Connection Control Part Route [4-11](#)
- SUM
 - Announcement Measurements Summary [12-8](#)
 - Measurement AIN Feature Server Summary [12-3](#)
 - Measurement AIN Tools Summary [12-9](#)
 - Measurement Billing Summary [12-14, 12-16](#)
 - Measurement Call Processing Summary [12-19](#)
 - Measurement Dynamic Quality of Service [12-24, 12-25](#)
 - Measurement Event Messaging Summary [12-27](#)
 - Measurement H323 Summary [12-28](#)
 - Measurement INAP Summary [12-32](#)
 - Measurement ISDN Summary [12-35](#)
 - Measurement ISUP Summary [12-38](#)
 - Measurement M3UA Summary [12-54](#)
 - Measurement MGCP Signaling Adapter Summary [12-58](#)
 - Measurement PCT Tools Summary [12-59](#)
 - Measurement POTS Auto Callback/Recall/Call Rejection Feature Server Summary [12-61](#)
 - Measurement POTS Class of Service Feature Server Summary [12-62](#)
 - Measurement POTS Customer Originated Trace Feature Server Summary [12-65](#)
 - Measurement POTS Local Feature Server Summary [12-66](#)
 - Measurement POTS Miscellaneous Feature Server Summary [12-71](#)
 - Measurement POTS Screening List Editing Feature Server Summary [12-75](#)
 - Measurement SCCP Summary [12-78](#)
 - Measurement SCTP Summary [12-81](#)
 - Measurement SIA Summary [12-84](#)
 - Measurement SIM Summary [12-87](#)
 - Measurement SNMP Summary [12-93, 12-94](#)
 - Measurement TCAP Protocol Summary [12-96](#)
 - Measurement TSA Summary [12-103](#)
- SUPPRESS-CLI-DIGITS, Signaling System 7 Q767 Trunk Group Profile [4-39](#)
- SUPPRESS-CLI-DIGITS, SS7 Q761Trunk Group Profile [4-33](#)
- SVC, Media Gateway Profile [2-51](#)
- T1
 - Signaling System 7 Q767 Trunk Group Profile [4-39](#)
 - SS7 Q761Trunk Group Profile [4-33](#)
- T12
 - Signaling System 7 Q767 Trunk Group Profile [4-39](#)
 - SS7 Q761Trunk Group Profile [4-34](#)
- T13
 - Signaling System 7 Q767 Trunk Group Profile [4-39](#)
 - SS7 Q761Trunk Group Profile [4-34](#)
- T-14
 - SS7 ANSI Trunk Group Profile [4-26](#)
- T14
 - Signaling System 7 Q767 Trunk Group Profile [4-39](#)
 - SS7 Q761Trunk Group Profile [4-34](#)
- T15
 - Signaling System 7 Q767 Trunk Group Profile [4-39](#)
 - SS7 Q761Trunk Group Profile [4-34](#)
- T16
 - Signaling System 7 Q767 Trunk Group Profile [4-39](#)
 - SS7 Q761Trunk Group Profile [4-34](#)
- T17
 - Signaling System 7 Q767 Trunk Group Profile [4-36](#)
 - SS7 Q761Trunk Group Profile [4-34](#)

- T-18
 - SS7 ANSI Trunk Profile [4-26](#)
- T18
 - Signaling System 7 Q767 Trunk Group Profile [4-39](#)
 - SS7 Q761Trunk Group Profile [4-34](#)
- T19
 - Signaling System 7 Q767 Trunk Group Profile [4-39](#)
 - SS7 Q761Trunk Group Profile [4-34](#)
- T2
 - Signaling System 7 Q767 Trunk Group Profile [4-39](#)
 - SS7 Q761Trunk Group Profile [4-33](#)
- T20
 - Signaling System 7 Q767 Trunk Group Profile [4-39](#)
 - SS7 Q761Trunk Group Profile [4-34](#)
- T21
 - Signaling System 7 Q767 Trunk Group Profile [4-39](#)
 - SS7 Q761Trunk Group Profile [4-34](#)
- T22
 - Signaling System 7 Q767 Trunk Group Profile [4-40](#)
 - SS7 Q761Trunk Group Profile [4-34](#)
- T23
 - SS7 Q761Trunk Group Profile [4-34](#)
- T23, Signaling System 7 Q767 Trunk Group Profile [4-40](#)
- T24
 - Signaling System 7 Q767 Trunk Group Profile [4-40](#)
 - SS7 Q761Trunk Group Profile [4-34](#)
- T25
 - Signaling System 7 Q767 Trunk Group Profile [4-40](#)
 - SS7 Q761Trunk Group Profile [4-34](#)
- T26
 - Signaling System 7 Q767 Trunk Group Profile [4-40](#)
 - SS7 Q761Trunk Group Profile [4-35](#)
- T27
 - Signaling System 7 Q767 Trunk Group Profile [4-40](#)
 - SS7 Q761Trunk Group Profile [4-35](#)
- T28
 - Signaling System 7 Q767 Trunk Group Profile [4-40](#)
 - SS7 Q761Trunk Group Profile [4-35](#)
- T-301, ISDN Trunk Group Profile [6-15](#)
- T-302, ISDN Trunk Group Profile [6-15](#)
- T-303, ISDN Trunk Group Profile [6-15](#)
- T-304, ISDN Trunk Group Profile [6-15](#)
- T-305, ISDN Trunk Group Profile [6-15](#)
- T-307, ISDN Trunk Group Profile [6-15](#)
- T-308, ISDN Trunk Group Profile [6-15](#)
- T-309, ISDN Trunk Group Profile [6-15](#)
- T-310, ISDN Trunk Group Profile [6-15](#)
- T-316, ISDN Trunk Group Profile [6-15](#)
- T-321, ISDN Trunk Group Profile [6-15](#)
- T-322, ISDN Trunk Group Profile [6-15](#)
- T-323, ISDN Trunk Group Profile [6-16](#)
- T33
 - SS7 Q761Trunk Group Profile [4-35](#)
- T33, Signaling System 7 Q767 Trunk Group Profile [4-40](#)
- T35
 - Signaling System 7 Q767 Trunk Group Profile [4-40](#)
 - SS7 Q761Trunk Group Profile [4-35](#)
- T36
 - Signaling System 7 Q767 Trunk Group Profile [4-40](#)
 - SS7 Q761Trunk Group Profile [4-35](#)
- T38
 - Signaling System 7 Q767 Trunk Group Profile [4-40](#)
 - SS7 Q761Trunk Group Profile [4-35](#)
- T38-FXR-GW-SUPP, Media Gateway Profile [2-51](#)
- T38-FXR-LOOSE-SUPP, Media Gateway Profile [2-52](#)
- T39

- Signaling System 7 Q767 Trunk Group Profile [4-36](#)
 - SS7 Q761Trunk Group Profile [4-35](#)
- T4, SS7 Q761Trunk Group Profile [4-33](#)
- T5
 - Signaling System 7 Q767 Trunk Group Profile [4-39](#)
 - SS7 Q761Trunk Group Profile [4-34](#)
- T6
 - Signaling System 7 Q767 Trunk Group Profile [4-39](#)
 - SS7 Q761Trunk Group Profile [4-34](#)
- T7
 - Signaling System 7 Q767 Trunk Group Profile [4-39](#)
 - SS7 Q761Trunk Group Profile [4-34](#)
- T-8
 - SS7 ANSI Trunk Group Profile [4-26](#)
- T8
 - Signaling System 7 Q767 Trunk Group Profile [4-39](#)
 - SS7 Q761Trunk Group Profile [4-34](#)
- T-9
 - SS7 ANSI Trunk Group Profile [4-26](#)
- T9
 - Signaling System 7 Q767 Trunk Group Profile [4-39](#)
 - SS7 Q761Trunk Group Profile [4-34](#)
- TABLE-INFO
 - Line Information Database Query [14-5](#)
 - LNP Query [14-8](#)
 - Toll-free Query [14-7](#)
- TABLE-NAME, Database Usage [8-2](#)
- TAIL, Billing Record Query [5-10](#)
- TARGET, Fresh Download to Active Standby [9-2](#)
- TARGET, Transaction Queue [18-3](#)
- TARGET-STATE, Fresh Download to Active Standby [9-2](#)
- T-BLO, SS7 ANSI Trunk Group Profile [4-26](#)
- TCAP-VERSION, , Subsystem Group [4-50](#)
- TCAP-VERSION, Subsystem [4-48](#)
- T-CCR-R, SS7 ANSI Trunk Group Profile [4-27](#)
- T-CGB, SS7 ANSI Trunk Group Profile [4-27](#)
- T-COT-L, SS7 ANSI Trunk Group Profile [4-27](#)
- T-COT-R, SS7 ANSI Trunk Group Profile [4-27](#)
- TCP-MAX-AGE, H323 Gateway [7-17](#)
- TCP-MAX-LIMIT, H323 Gateway [7-17](#)
- TCPRK, Call Park Subscriber Group [13-2](#)
- TDP
 - Service Trigger [8-30](#)
 - Trigger Detection Point [8-42](#)
- TDP1, Feature [8-9](#)
- TDP2, Feature [8-9](#)
- TDP3, Feature [8-9](#)
- TECH-PREFIX
 - Technical Prefix Group [7-41](#)
- TECH-PREFIX-GRP-ID, H323 Gateway [7-17](#)
- TEMP-DISC-COS-RESTRICT-ID, Point of Presence [2-70](#)
- TEMP-DISC-SERVICE-ALLOWED, Point of Presence [2-70](#)
- TERM, Query Call Trace [14-3](#)
- TERM-CAUSE, Billing Record (Query) [5-10](#)
- TERM-ID
 - Announcement Trunk [2-10](#)
 - Customer Originated Trace [7-2](#)
 - Multiline Hunt Group Terminal [12-5](#)
 - Subscriber [5-35](#)
 - Trunk [2-98](#)
- TERMINAL
 - query call trace [14-3](#)
- TERMINAL, Multiline Hunt Group Terminal [12-5](#)
- TERMINAL-ID, Transaction Queue [18-4](#)
- TERMINATING-IMMEDIATE-REL, Subscriber [5-35](#)
- TERMINATION-PORT-END, Trunk [2-100](#)
- TERMINATION-PORT-START, Trunk [2-100](#)
- TERMINATION-PREFIX
 - Media Gateway Profile [2-52](#)
 - Trunk [2-100](#)
- TERM-NUMBER, Billing Record (Query) [5-12](#)

- TERM-TYPE, Subscriber [5-35](#)
- TEST-LINE, Channel Associated Signaling Profile [2-16](#)
- TEST-LINE-TYPE, Channel Associated Signaling Profile [2-17](#)
- TG, Trunk Group [2-109](#)
- TGN10-ID, Route [3-79](#)
- TGN1-ID, Route [3-78](#)
- TGN2-ID, Route [3-78](#)
- TGN3-ID, Route [3-78](#)
- TGN4-ID, Route [3-78](#)
- TGN5-ID, Route [3-78](#)
- TGN6-ID, Route [3-78](#)
- TGN7-ID, Route [3-79](#)
- TGN8-ID, Route [3-79](#)
- TGN9-ID, Route [3-79](#)
- TGN-ID
 - Announcement Trunk [2-10, 12-102](#)
 - Circuit Code [3-10](#)
 - H323 Gateway [7-11](#)
 - ISDN B-Channel [6-5](#)
 - ISDN D-Channel [6-6](#)
 - ISDN Interface [6-8](#)
 - Query Call Trace [14-3](#)
 - Signaling System 7 Circuit Identification Code [4-29](#)
 - SS7 CIC [4-29](#)
 - Subscriber [5-35](#)
 - Termination [2-96](#)
 - Translation [19-2](#)
 - Trunk [2-98](#)
 - Trunk Group Feature Data [7-44](#)
 - Trunk Group Service Profile [2-111, 7-45](#)
- TG-PROFILE-ID
 - Trunk Group [2-109](#)
 - Trunk Group table [2-109](#)
- T-GRS, SS7 ANSI Trunk Group Profile [4-27](#)
- TG-SELECTION, Route [3-79](#)
- TG-TYPE, Trunk Group [2-103](#)
- THRESHOLD, Event Provisioning [3-11](#)
- THROTTLE, Event Provisioning [3-11](#)
- T-IAM, SS7 ANSI Trunk Group Profile [4-27](#)
- TID
 - Service Trigger [8-30](#)
 - Trigger NOD Escape List [8-46](#)
- TID, Trigger Identification [8-44](#)
- TID1, Feature [8-9](#)
- TID2, Feature [8-9](#)
- TID3, Feature [8-9](#)
- TIME-INTERVAL, Measurement Provisioning [12-77](#)
- TIMER-A-MILLI, SIP Timer Profile [11-7](#)
- TIMER-B-SECS, SIP Timer Profile [11-7](#)
- TIMER-D-SECS, SIP Timer Profile [11-7](#)
- TIMER-E-MILLI, SIP Timer Profile [11-8](#)
- TIMER-F-SECS, SIP Timer Profile [11-8](#)
- TIMER-G-MILLI, SIP Timer Profile [11-8](#)
- TIMER-H-SECS, SIP Timer Profile [11-8](#)
- TIMER-I-SECS, SIP Timer Profile [11-8](#)
- TIMER-J-SECS, SIP Timer Profile [11-8](#)
- TIMER-T1-MILLI, SIP Timer Profile [11-8](#)
- TIMER-T2-SECS, SIP Timer Profile [11-8](#)
- TIMER-T4-SECS, SIP Timer Profile [11-8](#)
- TIMESTAMP, Transaction Queue [18-4](#)
- TIME-TO-LIVE, H323 Gateway 2 Gateway [7-17, 7-19](#)
- TO, Outgoing Call Barring Profile [8-25](#)
- TO-DN
 - Directory Number to Routing Number [3-34](#)
 - DN2Subscriber [5-15](#)
- TOLL-CC, Circuit Code [3-11](#)
- TOLL-FREE-CC, Circuit Code [3-10](#)
- TOLL-OPR-CC, Circuit Code [3-11](#)
- TOLL-PFX1-OPT, Subscriber Profile [5-45](#)
- TO-VALUE
 - Call Agent Configuration Base [1-14](#)
 - Feature Configuration Base [8-16](#)
 - Feature Profile Base [8-19](#)
- TRACE-DATE, Customer Originated Trace [7-2](#)

- TRACE-ERR, SGP get-trace [2-11](#)
- TRACE-ERRIND, SGP get-trace [2-11](#)
- TRACE-HB, SGP get-trace [2-11](#)
- TRACE-PAK, SGP get-trace [2-11](#)
- TRACE-SCTP, SGP get-trace [2-11](#)
- TRAFFIC-TYPE, Trunk Group [2-109](#)
- TRANSACTION-ID
 - History [10-3](#)
 - Transaction Queue [18-4](#)
- TRANSLATED-DN
 - DN2 Customer Group [14-6](#)
 - Policy NXX [3-48](#)
- TRANSPORT-PREF-MODE
 - H.323 Terminal Profile [7-28](#)
 - H323 Trunk Group [7-35](#)
- TRAPDESTADDRESS, SNMP trap destination command [17-4](#)
- TRAPDESTCOMMUNITY, SNMP trap destination command [17-4](#)
- TRAPDESTINDEX, SNMP trap destination command [17-4](#)
- TRAPDESTOWNER, SNMP trap destination command [17-4](#)
- TRAPDESTPORT, SNMP trap destination command [17-4](#)
- TRAPDESTSTATUS, SNMP trap destination command [17-4](#)
- TREAT-IMS-ANONYMOUS, Point of Presence [2-70](#)
- T-REL, SS7 ANSI Trunk Group Profile [4-27](#)
- TRIGGER-CRITERIA
 - LNP Query [14-8](#)
 - Toll-free Query [14-7](#)
- T-RSC, SS7 ANSI Trunk Group Profile [4-27](#)
- TRUNK-ID
 - ISDN B-Channel [6-5](#)
 - Query Call Trace [14-3](#)
 - Signaling System 7 Circuit Identification Code [4-29](#)
 - Termination [2-96](#)
- TRUNK-SUB-GRP, Trunk Group [2-110](#)
- TRUNK-SUB-GRP-TYPE, Softswitch Trunk Group Profile [2-92](#)
- TSAP-ADDR
 - Aggregation [2-4](#)
 - Feature Server [1-25](#)
 - H323 Terminal [7-20](#)
 - HTTP Feature Server [11-4](#)
 - Media Gateway [2-29](#)
 - Radius Profile [10-17](#)
- TSAP-ADDR-SIDEA
 - Call Agent [1-9](#)
 - Feature Server [1-25](#)
 - HTTP Feature Server [11-4](#)
- TT, Service Logic Host Route [4-13](#)
- TTYTYPE1, Feature [8-9](#)
- TTYTYPE2, Feature [8-9](#)
- TTYTYPE3, Feature [8-9](#)
- TYPE
 - Aggregation [2-6](#)
 - Alarm Log [3-2](#)
 - Alarm or Event Report Properties [3-5](#)
 - Alarm Report [3-8](#)
 - Announcement [2-9](#)
 - Audio Segment [9-2](#)
 - Audit [4-2](#)
 - Billing Call Detail Block [5-13](#)
 - Call Agent Configuration [1-11](#)
 - Call Agent Configuration Base [1-12](#)
 - DS1 [2-20](#)
 - Event Provisioning [3-10](#)
 - Event Report [3-13](#)
 - Feature Configuration [8-14](#)
 - Feature Configuration Base [8-15](#)
 - Feature Configuration Base Possible Value [8-17](#)
 - Feature Profile Base [8-18](#)
 - Feature Server [1-26](#)
 - HTTP Feature Server [11-4](#)
 - ISDN Trunk Group Profile [6-16](#)
 - Measurement Provisioning [12-76](#)

- Media Gateway [2-29](#)
- Network Element [1-30](#)
- Script [3-82](#)
- Service Trigger [8-30](#)
- SS7 ANSI Trunk Group Profile [4-27](#)
- Status Update Processor [2-12](#)
- Subscriber Feature Data [5-40](#)
- Termination [2-95](#)
- TYPE, Session Management [16-3](#)
- TYPE1, Feature [8-10](#)
- TYPE2, Feature [8-11](#)
- TYPE3, Feature [8-11](#)
- TYPE4, Feature [8-11](#)
- ULP, Stream Control Transmission Protocol Association [4-42](#)
- ULP-NAME, IPsec Policy [10-13](#)
- ULP-NUMBER, IPsec Policy [10-13](#)
- UNAVAIL-PROC, SS7 ANSI Trunk Group Profile [4-27](#)
- UPDATE-ANI, Split-NPA [15-3](#)
- UPDATE-ANI-STATUS, Split-NPA [15-3](#)
- URL
 - Audio Segment [9-3](#)
 - Script [3-82](#)
- USAGE-SENS, Subscriber [5-36](#)
- USE-DIAL-PLAN
 - Carrier [3-9](#)
 - Service Provider [7-39](#)
- USE-GRP-DN
 - ISDN Profile [6-16](#)
 - Subscriber [5-36](#)
- USE-PACKETCABLE-IAP, Electronic Surveillance Server [16-5](#)
- USE-PAI-HDR-FOR-ANI, Softswitch Trunk Group Profile [2-93](#)
- USER, History [10-3](#)
- USER, Session Management Change Command [16-3](#)
- USER-DOMAIN, History [10-3](#)
- USER-ID
 - LNP Query [14-8](#)
 - Toll-free Query [14-6](#)
 - Transaction Queue [18-4](#)
- USER-INPUT, History [10-3](#)
- USER-NAME
 - Billing Account Address [5-3](#)
 - Command Scheduler [6-2](#)
- USER-TYPE
 - LNP Query [14-8](#)
 - Toll-free Query [14-6](#)
- USER-TYPE, Static Contact [11-12](#)
- USE-SIPT-ISUP-BASE, Softswitch Trunk Group Profile [2-93](#)
- USE-STATIC-PROFILE, Media Gateway Profile [2-52](#)
- VALID-FREQ, Activity Base [1-7](#)
- VALID-FROM, Directory Number to Routing Number [3-34](#)
- VALID-TO, Directory Number to Routing Number [3-34](#)
- VALUE
 - Alarm or Event Report Properties [3-5](#)
 - Call Agent Configuration [1-12](#)
 - Feature Configuration [8-14](#)
 - Feature Configuration Base Possible Value [8-17](#)
 - Status Update Processor [2-13](#)
 - Subscriber Feature Data [5-40](#)
- VALUE1, Feature [8-11](#)
- VALUE2, Feature [8-11](#)
- VALUE3, Feature [8-11](#)
- VALUE4, Feature [8-11](#)
- VAR-NAME, Variable Default [1-31](#)
- VAR-SUBTYPE, Audio Segment [9-2](#)
- VAR-TYPE, Audio Segment [9-3](#)
- VENDOR, Media Gateway Profile [2-52](#)
- VERB
 - Command Scheduler [6-2](#)
 - Command Table [15-3](#)
 - History [10-3](#)
- VIDEO-CODEC-TYPE, Quality of Service [2-81](#)
- VIDEO-SUPP

- H.323 Terminal Profile [7-28](#)
- H.323 Trunk Group Profile [7-35](#)
- VIRTUAL-NSA-SUBSCRIBER-ID, Point of Presence [2-70](#)
- VMWI, Subscriber [5-36](#)
- VOICE-INFO-TRANSFER-CAP, Trunk Group [2-110](#)
- VOICE-LAYER1-USERINFO, Trunk Group [2-110](#)
- VOICE-MAIL-ID
 - Point of Presence [2-70](#)
 - Subscriber [5-36](#)
 - Subscriber Profile [5-45](#)
- VOICE-MAIL-TRUNK-GRP, Softswitch Trunk Group Profile [2-93](#)
- WARN
 - Users [15-9](#)
- WARNING-TIMER, AAA Server Group [2-2](#)
- WORK-GROUPS
 - Command Table [15-4](#)
 - Users [15-10](#)
- YYYYMMDD-HHMMSS, Billing File [5-6](#)
- ZERO-MINUS, Point of Presence [2-70](#)
- ZERO-PLUS, Destination [3-17](#)
- ZERO-PLUS-LOCAL, Point of Presence [2-70](#)
- ZIPCODE, Subscriber [5-36](#)

Token Descriptions, see Syntax Description of applicable command or table

Token Properties [9-2](#)

Tokens, see Token

TOS

- and DSCP values [H-11](#)
- for SIP calls, DSCP & TOS [H-9](#)
- mapping, DSCP [H-11](#)

Transaction Queue [18-1](#)

- command types [18-1](#)
- examples [18-1](#)
- syntax description [18-2](#)
- usage guidelines [18-2](#)

Transactions [18-1](#)

Transit Network Selection (TNS) Rules [2-102](#)

Translation

- command types [19-1](#)
- examples [19-1](#)
- syntax description [19-2](#)
- usage guidelines [19-1](#)

Translation Command [19-1](#)

Trigger Detection Point [8-42](#)

- command types [8-42](#)
- examples [8-42](#)
- syntax description [8-42](#)
- trigger descriptions [8-43](#)
- usage guidelines [8-42](#)

Trigger Detection Points and Trigger Identifications to Feature Mapping Tokens [8-11](#)

Trigger Identification [8-44](#)

- command types [8-44](#)
- examples [8-44](#)
- identification descriptions [8-45](#)
- syntax description [8-44](#)
- trigger descriptions [8-45](#)
- usage guidelines [8-44](#)

Trigger Identifications (to feature mapping tokens) [8-11](#)

Trigger Nature of Dial Escape List [8-46](#)

- command types [8-46](#)
- examples [8-46](#)
- syntax description [8-46](#)
- usage guidelines [8-46](#)

trigger-nod-escape-list, see trigger nature of dial escape list

Troubleshooting

- database usage, see database usage
- diagnostic tests [2-30](#)
 - announcement trunk [2-40](#)
 - CAS trunk termination [2-39](#)
 - hardware monitoring [2-42](#)
 - ISDN trunk termination [2-38](#)
 - media gateway [2-30](#)
 - subscriber termination [2-32](#)
 - trunk termination [2-34](#)

- get trace, set trace, signaling gateway process [2-10](#)
 - Signaling Gateway Process [2-10](#)
 - Status Update Processor [2-12](#)
 - Trunk [2-97](#)
 - command types [2-97](#)
 - examples [2-97](#)
 - syntax description [2-98](#)
 - usage guidelines [2-97](#)
 - Trunk Group [2-100](#)
 - ADM Commands [2-14](#)
 - command types [2-101](#)
 - examples [2-101](#)
 - required tokens by trunk group [2-100](#)
 - status and control commands [2-14](#)
 - command types [2-14](#)
 - examples [2-14, 2-15](#)
 - returnable administrative states [2-14](#)
 - syntax description [2-15](#)
 - syntax description [2-103](#)
 - usage guidelines [2-101](#)
 - Trunk Group Feature Data [7-43](#)
 - command types [7-43](#)
 - examples [7-43](#)
 - syntax description [7-44](#)
 - usage guidelines [7-43](#)
 - Trunk Group Service Profile [2-110, 7-45](#)
 - command types [2-110, 7-45](#)
 - examples [2-110, 7-45](#)
 - syntax description [2-111, 7-45](#)
 - usage guidelines [2-110, 7-45](#)
 - Trunk Group Usage Summary [12-100](#)
 - command types [12-100](#)
 - examples [12-100](#)
 - syntax description [12-101](#)
 - usage guidelines [12-100](#)
 - Trunking Gateway Command [2-31](#)
 - command types [2-31](#)
 - examples [2-31](#)
 - syntax description [2-31](#)
 - usage guidelines [2-31](#)
 - Trunk Termination [2-23](#)
 - Announcement Trunk Termination Tests [2-40](#)
 - CAS Trunk Termination Tests [2-39](#)
 - equip command [2-28](#)
 - examples [2-29](#)
 - syntax description [2-29](#)
 - ISDN Trunk Termination Tests [2-38](#)
 - reset command [2-27](#)
 - examples [2-28](#)
 - SS7 Tests [2-36](#)
 - SS7 Trunk Termination Tests [2-34](#)
 - CQM responses [2-34](#)
 - examples [2-34](#)
 - test menu [2-34](#)
 - status and control commands [2-23](#)
 - control command [2-27](#)
 - command types [2-27](#)
 - examples [2-27](#)
 - syntax description [2-27](#)
 - status command [2-23](#)
 - command types [2-23](#)
 - examples [2-23](#)
 - returnable administrative states [2-23](#)
 - syntax description [2-24](#)
 - valid normal trunk termination states [2-26](#)
 - unequip command [2-30](#)
 - command types [2-30](#)
 - examples [2-30](#)
 - Trunk Termination States [2-26](#)
 - Trunk Termination Tests [2-34](#)
-
- ## U
- U-law Voice Encoding [2-110](#)
 - Unequip Command, subscriber termination [2-21](#)
 - Unequip Command, Trunk Termination [2-30](#)
 - Unique Key Token(s), definition [1-56](#)

User and Command Privilege Levels [1-58](#)

User Authentication [11-13](#)

command types [11-13](#)

examples [11-13](#)

syntax description [11-13](#)

usage guidelines [11-13](#)

User-auth table [11-13](#)

User Part Variant [4-53](#)

command types [4-53](#)

examples [4-53](#)

syntax description [4-53](#)

usage guidelines [4-53](#)

User Part Variant Base [4-56](#)

command types [4-56](#)

examples [4-56](#)

syntax description [4-56](#)

usage guidelines [4-56](#)

Users [15-7](#)

command types [15-7](#)

examples [15-7](#)

syntax description [15-8](#)

usage guidelines [15-7](#)

Automatic expansion [1-103](#)

Invalid [1-100, 1-101](#)

Valid command [1-98](#)

Vertical Service Code [8-47](#)

command types [8-47](#)

examples [8-47](#)

see also vertical service codes

syntax description [8-48](#)

Telcordia-based [C-1](#)

usage guidelines [8-47](#)

Vertical Service Codes

and Timezones [C-1](#)

preprovisioned [C-1](#)

VMA, Feature Data Provisioning Rules [5-42](#)

W

WARMLINE, Feature Data Provisioning Rules [5-42](#)

Warnings [1-56](#)

Wildcard [1-105](#)

in commands [1-105](#)

in tokens [1-105](#)

V

Valid Call Subtypes [3-2](#)

Valid Command Verbs [1-98](#)

Valid Features [B-1](#)

Valid NOD Values [1-28, 8-21](#)

Valid Trigger Detection Point Descriptions [8-43](#)

Values, missing from command [1-102](#)

Variable Default

command types [1-31](#)

examples [1-31](#)

syntax description [1-31](#)

usage guidelines [1-31](#)

Verbose, Call Trace Query Response [14-4](#)

Verbs

Automatic completion [1-99](#)